



COMBINATION WRENCHES

168



Standard series	170
Fast series	174
Short series	175
Offset series	176
Power series.....	177

RATCHET WRENCHES

179



Combination series	179
Short combination series	184
Flexible head combination series	186
Straight ring series	187
Ring series 15 offset head	188
Multiple opening ring series.....	189

OPEN-END WRENCHES

193



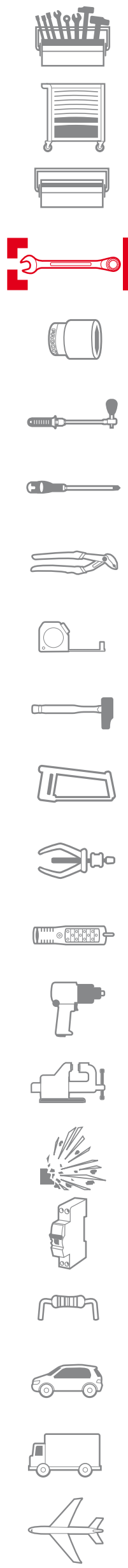
Standard series	193
"Extra-Slim" series.....	195
Micro-mechanic series	195
Power series.....	197

RING WRENCHES

198



Offset series	198
Straight series	200
Half-moon series	201
Power series.....	202
Impact series.....	203



ANGLED SOCKET WRENCHES

206



- Standard series 206
- Box wrench series 209
- Tee socket series 210

SOCKET WRENCHES

211



- Nut spinner series 211
- Universal joint series 214
- Jointed series 215

FLARE-NUT WRENCHES

217



- Ratchet series 217
- Standard series 218

VARIABLE OPENING WRENCHES

220



- Adjustable series 220
- Rack series 222

HOOK AND PIN WRENCHES

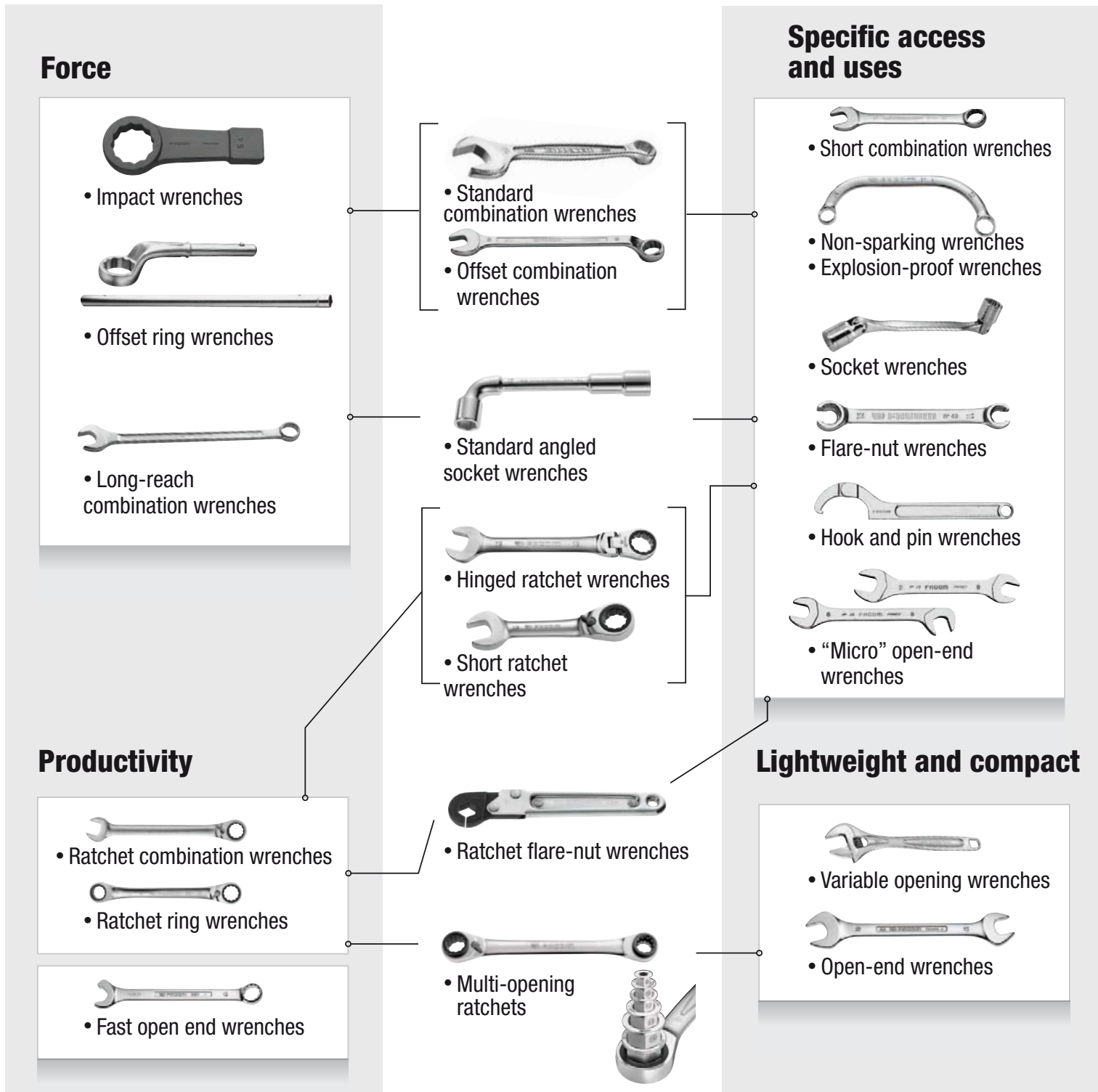
223



- Series for side-slot nuts 223
- Series for side-slot nuts 224
- Series for top-hole nuts 225

FACOM WRENCHES

A WIDE RANGE FOR ALL APPLICATIONS



FACOM exclusive safety and productivity

JP portable clip set for quick identification of the right wrench.

The safety accessory for impact wrenches.

Wrenches VSE insulated for work on live parts.

OGV® profile for more powerful tightening without damaging nuts.

SLEEVE SETS

A USEFUL INNOVATION!

PRACTICAL: SAVE TIME

- Immediately find the right wrench.
- No more loose wrenches in your tool box.
- Easy wrench selection.

SAFE


- No more tools left on site at the end of the job.
- Missing wrenches clearly identified.
- Compatible with the FOD concept (Foreign Object Damage).

OPTIMISED STORAGE

- Compact and organised wrench set in the sleeve hence saving space.
- Easy to store in any Facom roller cabinet drawer and tool box compartment.

AVAILABLE FOR ALL WRENCH FAMILIES

- Standard and short combination wrenches.
- Standard and short reversible ratchet wrenches.
- Hinged ratchet wrenches.
- Ratchet ring wrenches.



440 | **COMBINATION WRENCH**
"NEW GENERATION"

**THE COMBINATION WRENCH
REINVENTED FOR YOU**

More control

During pre-tightening:

- More stable.
- Easier to guide.
- Wrench does not turn in the hand.



More comfort

- Variable handle cross section doubles the surface in contact with the hand.

Painless torque application



Better ring head accessibility

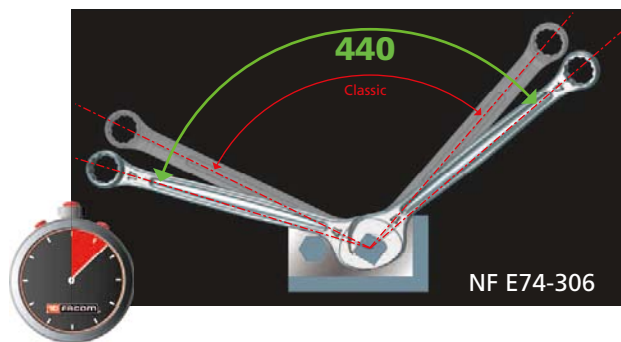
- Ring head provides better clearance for reaching recessed or closely spaced nuts.



More efficient open-end

The open-end / handle geometry:

- Saves 20% time.
- Save 15% space in highly confined zones.



More power, delivered safely

The combination wrench 440 was designed to combine compactness with strength:

- Dimensions meet the requirements of tooling standards NF ISO 1711-1 and aerospace standard SAE AS 954G.
- Tightening torques guaranteed significantly above specifications of high strength tooling and bolting standards ISO 898-1 (quality class 12.9).
- Combination wrench 440 was also designed to ensure maximum user safety. When critical tightening torques are reached, the wrench is distorted gradually. No brutal breaking likely to injure the user.

ISO 898-1* Bolting standards

ISO 1711-1 Standard tooling standard

SAE AS 954G Aerospace tooling standard


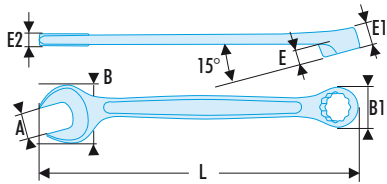
440 FACOM combination wrench



Maximum performance



440 - Metric combination wrenches



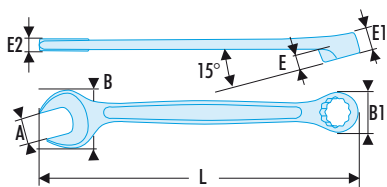
NF ISO 691, NF ISO 7738, NF ISO 3318, NF ISO 1711-1, E74-306, ISO 691, ISO 7738, ISO 3318, ISO 1711-1, DIN ISO 691, DIN 1711-1, DIN 3113, ASME B107.100

- Standard wrench for all current applications.
- High mechanical strength combined with compact size meeting aeronautical standards.
- Ring head:
 - Ring open end (size E) designed for better access to series or embedded screws.
 - OGV® profile with 12-point ring for powerful tightening while protecting the nut. H suffix = 6-point ring.
 - Ring head angled at 15°.
- Open end head:
 - Open end angled at 15°.
 - Open end head-handle geometry optimised for increased access.
- Metric sizes: 4 to 41 mm.
- Presentation: satin chrome finish.

➤	A [mm]	B [mm]	B1 [mm]	E [mm]	E1 [mm]	E2 [mm]	L [mm]	ΔΔ [g]
440.4H	4	10,0	7,8	2,1	3,5	3,0	106	10
440.5H	5	13,3	9,2	3,1	6,0	3,6	115	16
440.5,5H	5,5	13,3	9,2	3,1	6,0	3,8	115	15
440.6	6	14,1	10,0	3,1	6,0	3,8	115	20
440.7	7	17,2	11,2	3,4	6,2	3,9	122	20
440.8	8	19,2	12,8	3,5	6,7	4,7	133	30
440.9	9	21,2	14,2	3,9	7,1	4,7	138	35
440.10	10	23,0	15,0	4,2	7,6	5,2	145	40
440.11	11	24,5	16,9	4,6	8,1	5,5	155	50
440.12	12	27,0	18,0	4,4	8,4	5,8	162	60
440.13	13	28,7	19,3	4,8	8,6	6,1	170	70
440.14	14	31,0	21,1	5,7	9,5	6,4	180	85
440.15	15	32,6	22,2	5,9	10,0	6,8	185	95
440.16	16	35,6	23,9	6,4	10,5	7,3	195	115
440.17	17	37,0	25,3	6,5	10,9	7,6	202	130
440.18	18	38,7	26,0	7,2	11,4	8,1	208	150
440.19	19	41,2	27,8	7,2	11,9	8,3	216	170
440.20	20	43,1	29,5	6,3	12,3	8,6	224	185

➤	A [mm]	B [mm]	B1 [mm]	E [mm]	E1 [mm]	E2 [mm]	L [mm]	ΔΔ [g]
440.21	21	45,4	30,9	7,8	12,8	8,8	233	205
440.22	22	46,9	32,3	8,3	13,3	9,0	248	230
440.23	23	49,0	33,6	8,7	13,8	9,3	257	255
440.24	24	51,0	35,0	8,9	14,2	9,7	267	290
440.25	25	53,0	36,4	9,4	14,7	9,9	274	315
440.26	26	55,5	37,8	9,8	15,1	10,1	285	345
440.27	27	58,0	39,2	8,9	15,6	10,4	295	375
440.28	28	60,7	40,6	10,6	16,1	10,7	305	415
440.29	29	63,0	42,0	10,8	16,6	11,2	320	475
440.30	30	65,0	43,5	11,2	17,1	11,5	340	530
440.32	32	68,0	46,1	11,5	18,0	12,5	355	640
440.33	33	69,8	47,0	11,8	18,5	12,8	380	715
440.34	34	72,0	48,9	12,8	19,0	13,0	390	745
440.35	35	74,3	51,0	12,8	19,5	13,5	430	890
440.36	36	76,0	53,0	13,2	20,0	14,0	440	945
440.38	38	80,0	56,0	14,1	22,0	15,2	450	1130
440.41	41	85,0	58,3	14,7	23,0	16,0	460	1290

440 - Inch combination wrenches



ASME B107.100, SAE AS954G

- Standard wrench for all current applications.
- High mechanical strength combined with compact size meeting aeronautical standards.
- Ring head:
 - Ring open end (size E) designed for better access to series or embedded screws.
 - OGV® profile with 12-point ring for powerful tightening while protecting the nut. H suffix = 6-point ring.
 - Ring head angled at 15°.
- Open end head:
 - Open end angled at 15°.
 - Open end head-handle geometry optimised for increased access.
- Dimensions in inches: from 1/4" to 1 1/2".
- Presentation: satin chrome finish.

➤	A ["]	B [mm]	B1 [mm]	E [mm]	E1 [mm]	E2 [mm]	L [mm]	ΔΔ [g]
440.1/4	1/4	14,1	10,0	3,1	6,0	3,8	115	20
440.5/16	5/16	19,2	12,8	3,5	6,7	4,7	133	30
440.11/32	11/32	21,2	14,2	3,9	7,1	4,7	138	35
440.3/8	3/8	23,0	15,0	4,2	7,6	5,2	145	45
440.7/16	7/16	24,5	16,9	4,6	8,1	5,5	155	50
440.1/2	1/2	28,7	19,3	4,8	8,6	6,1	170	70
440.9/16	9/16	31,0	21,1	5,7	9,5	6,4	180	85
440.5/8	5/8	35,6	23,9	6,4	10,5	7,3	195	115
440.11/16	11/16	37,0	25,3	6,5	10,9	7,6	202	130
440.3/4	3/4	41,2	27,8	7,2	11,9	8,3	216	170
440.13/16	13/16	43,1	29,5	6,3	12,3	8,6	224	185

➤	A ["]	B [mm]	B1 [mm]	E [mm]	E1 [mm]	E2 [mm]	L [mm]	ΔΔ [g]
440.7/8	7/8	46,9	32,3	8,3	13,3	9,0	248	230
440.15/16	15/16	51,0	35,0	8,9	14,2	9,7	267	290
440.1'	1	53,0	36,4	9,4	14,7	9,9	274	315
440.1'1/16	1'1/16	58,0	39,2	8,9	15,6	10,4	295	375
440.1'1/8	1'1/8	60,7	40,6	10,6	16,1	10,7	305	415
440.1'1/4	1'1/4	68,0	46,1	11,5	18,0	12,5	355	640
440.1'5/16	1'5/16	69,8	47,0	11,8	18,5	12,8	380	715
440.1'3/8	1'3/8	74,3	51,0	12,8	19,5	13,5	430	890
440.1'7/16	1'7/16	76,0	53,0	13,2	20,0	14,0	440	945
440.1'1/2	1'1/2	80,0	56,0	14,1	22,0	15,2	450	1130



Combination wrenches

440 - Metric offset combination wrench sets in portable case




NF ISO 691, NF ISO 7738, NF ISO 3318, NF ISO 1711-1, E74-306, ISO 691, ISO 7738, ISO 3318, ISO 1711-1, DIN ISO 691, DIN 1711-1, DIN 3113, ASME B107.100

- Productivity and safety = easy to organise, easy to spot, always with you.
- Resistant to chemicals and impacts.

➤	A [mm]	Contents	ΔΔ [kg]
440.JP9	8 - 10 - 11 - 12 - 13 - 16 - 17 - 18 - 19	Etui : CK.440J1	0,940
440.JP12	7 - 8 - 10 - 11 - 12 - 13 - 16 - 17 - 18 - 19 - 22 - 24	Etui : CK.440J2	1,550
440.JP14	7 - 8 - 10 - 11 - 12 - 13 - 14 - 15 - 16 - 17 - 18 - 19 - 22 - 24	Etui : CK.440J3	1,680

440 - Metric combination wrench sets



NF ISO 691, NF ISO 7738, NF ISO 3318, NF ISO 1711-1, E74-306, ISO 691, ISO 7738, ISO 3318, ISO 1711-1, DIN ISO 691, DIN 1711-1, DIN 3113, ASME B107.100

- Presentation: supplied as box, roll or panel sets.

➤	A [mm]	Contents	ΔΔ [kg]
440.JN8	8 - 10 - 11 - 13 - 17 - 19 - 22 - 24	Box	1,010
440.JN8T	8 - 10 - 11 - 13 - 17 - 19 - 22 - 24	Roll: N.38A-8C	1,135
440.JE9	8 - 9 - 10 - 11 - 12 - 13 - 14 - 17 - 19	Box	0,660
440.JE11	7 - 8 - 10 - 11 - 12 - 13 - 14 - 16 - 17 - 18 - 19	Box	0,900
440.JE16	8 - 9 - 10 - 11 - 12 - 13 - 14 - 15 - 16 - 17 - 18 - 19 - 21 - 22 - 23 - 24	Box	1,990
440.JE16T	8 - 9 - 10 - 11 - 12 - 13 - 14 - 15 - 16 - 17 - 18 - 19 - 21 - 22 - 23 - 24	Roll: N.38A-17A	2,165
440.JE18	6 - 7 - 8 - 9 - 10 - 11 - 12 - 13 - 14 - 15 - 16 - 17 - 18 - 19 - 21 - 22 - 23 - 24	Box	1,990
440.JE25	6 - 7 - 8 - 9 - 10 - 11 - 12 - 13 - 14 - 15 - 16 - 17 - 18 - 19 - 21 - 22 - 23 - 24 - 26 - 27 - 28 - 29 - 30 - 32 - 34	Box	5,950
440.JE29	7 - 8 - 9 - 10 - 11 - 12 - 13 - 14 - 15 - 16 - 17 - 18 - 19 - 21 - 22 - 23 - 24 - 26 - 27 - 28 - 29 - 30 - 32 - 33 - 34 - 35 - 36 - 38 - 41	Box	11,150
440.P25M	8 - 9 - 10 - 11 - 12 - 13 - 14 - 15 - 16 - 17 - 18 - 19 - 21 - 22 - 23 - 24	Panel: PK.1	8,345

440 - Inch combination wrench sets



ASME B107.100, SAE AS954G

- Presentation: supplied as box or roll sets.

➤	A ["]	Contents	ΔΔ [kg]
440.JU9	1/4 - 5/16 - 3/8 - 7/16 - 1/2 - 9/16 - 5/8 - 11/16 - 3/4	Box	0,700
440.JU12	1/4 - 5/16 - 3/8 - 7/16 - 1/2 - 9/16 - 5/8 - 11/16 - 3/4 - 13/16 - 7/8 - 15/16	Box	1,540
440.JU21	1/4 - 5/16 - 11/32 - 3/8 - 7/16 - 1/2 - 9/16 - 5/8 - 11/16 - 3/4 - 13/16 - 7/8 - 15/16 - 1" - 1"1/16 - 1"1/8 - 1"1/4 - 1"5/16 - 1"3/8 - 1"7/16 - 1"1/2	Box	7,250
440.JU6T	3/8 - 7/16 - 1/2 - 9/16 - 5/8 - 11/16	Roll: N.38A-6B	0,605
440.JU17T	1/4 - 5/16 - 11/32 - 3/8 - 7/16 - 1/2 - 9/16 - 5/8 - 11/16 - 3/4 - 13/16 - 7/8 - 15/16 - 1" - 1 1/16" - 1 1/8" - 1 1/4"	Roll: N.38A-17A	3,350

MOD.440 - Combination wrench sets in heat formed tray



- Compatible with the Facom modular storage system:
 - MOD.440-1XL and MOD.440-2XL: compatible with CHRONO XL, CHRONO+, JETXL and JET+ roller cabinets.
 - MOD.440-1, MOD.440-2 and MOD.440-4: compatible with CHRONO, JET, CHRONO XL, CHRONO+, JETXL and JET+ roller cabinets.

Icon	A [mm]	A ["]	Contents	ΔΔ [kg]
	6 - 7 - 8 - 9 - 10 - 11 - 12 - 13 - 14 - 15 - 16 - 17 - 18 - 19 - 21 - 22 - 24	-	Tray: PL.313	1,940
	27 - 29 - 30 - 32 - 34	-	Tray: PL.671	3,200
	6 - 7 - 8 - 9 - 10 - 11 - 12 13 - 14 - 15 - 16 - 17 - 18 - 19 - 22 - 24	-	Tray: PL.670	1,890
	27 - 29 - 30 - 32	-	Tray: PL.314A	2,400
	-	1/4 - 5/16 - 11/32 - 3/8 - 7/16 - 1/2 - 9/16 - 5/8 - 11/16 - 3/4 - 13/16 - 7/8 - 15/16	Tray: PL.673	1,595

MODM.440 - Combination wrench sets in foam tray



- Compatible with the FACOM modular storage system: compatible with CHRONO XL, CHRONO+, JETXL and JET+ roller cabinets.

Icon	A [mm]	Contents	ΔΔ [kg]
	6 - 7 - 8 - 9 - 10 - 11 - 12 - 13 - 14 - 15 - 16 - 17 - 18 - 19 - 21 - 22 - 24	Tray: PM.MOD440-1	1,910
	27 - 29 - 30 - 32 - 34	Tray: PM.MOD440-2	2,144

HIGH PRODUCTIVITY WRENCHES

GAIN TIME FOR REPETITIVE TIGHTENING OR IN DIFFICULT ACCESS ZONES.

▶ For ratchet wrenches refer to p.179



Fast series

RATCHET EFFECT OPEN END COMBINATION WRENCH

TWICE AS FAST

❶ Ratchet effect

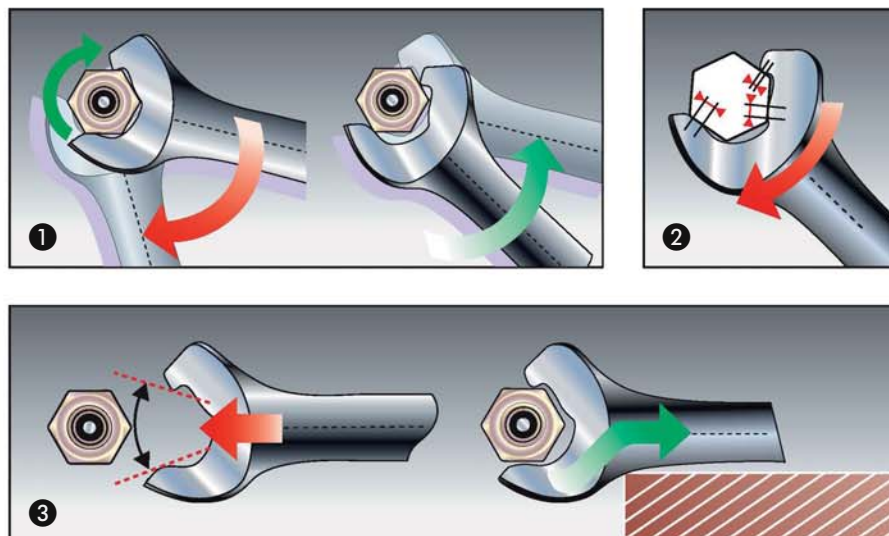
- Firm pressure on fastener flats.
- Rewind action without removing the tool.

❷ 3 drive surfaces

- Less wear.
- Less risk of tool slippage.

❸ Easier positioning and withdrawal

▶ For our complete range see p. 174

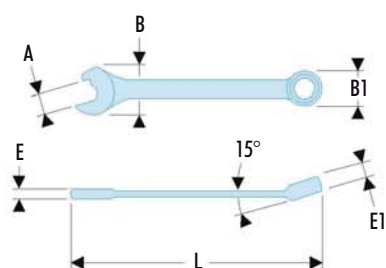


40R - Metric fast-action open end combination wrenches



NF ISO 691, NF ISO 7738, NF ISO 1711-1, ISO 691, ISO 7738, ISO 1711-1, DIN ISO 691, DIN 1711-1, DIN 3113

- Fast action open end wrench to gain time when the ring can no longer be used (piping...).
- OGV® 12-point ring head angled at 15°.
- Metric dimensions from 8 to 24 mm.
- Presentation: satin chrome finish.



40R	A [mm]	B x B1 [mm]	E [mm]	E1 [mm]	L [mm]	ΔΔ [g]
40R.8	8	18,5 x 12,9	4,3	6	126	25
40R.9	9	20,5 x 14	4,3	6,1	133	30
40R.10	10	22,9 x 15,9	4,8	6,6	141	40
40R.11	11	24,9 x 17	5,1	7	148	45
40R.12	12	26,8 x 18,4	5,3	7,5	157	55
40R.13	13	28,8 x 19,8	5,6	8	165	60
40R.14	14	30,6 x 21,2	6	8,5	172	75
40R.15	15	32 x 22,4	6,6	9,2	179	80
40R.16	16	34,8 x 23,8	6,9	9,8	187	95
40R.17	17	36,7 x 25	7	10,3	193	115
40R.18	18	38,5 x 26,4	7,4	10,9	201	120
40R.19	19	40,9 x 29,4	7,6	11,3	209	140
40R.20	20	42,5 x 29,4	8	11,6	217	165
40R.21	21	45 x 30,7	8,1	11,9	223	180
40R.22	22	47 x 32	8,2	12,3	240	205
40R.23	23	48,5 x 33,4	8,4	12,6	250	235
40R.24	24	50,5 x 34,7	8,5	12,9	260	260

40R - Metric fast-action open end combination wrenches sets



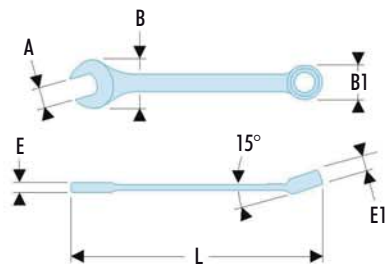
NF ISO 691, NF ISO 7738, NF ISO 1711-1, ISO 691, ISO 7738, ISO 1711-1, DIN ISO 691, DIN 1711-1, DIN 3113

- Presentation: supplied as box, roll or tray.

40R	A [mm]	Contents	ΔΔ [kg]
40R.JE9	8 - 9 - 10 - 11 - 12 - 13 - 14 - 17 - 19	Box	0,610
40R.JE17	8 - 9 - 10 - 11 - 12 - 13 - 14 - 15 - 16 - 17 - 18 - 19 - 20 - 21 - 22 - 23 - 24	Box	1,950
40R.JE9T	8 - 9 - 10 - 11 - 12 - 13 - 14 - 17 - 19	Roll: N.38A-9E	0,740
MOD.40R	8 - 9 - 10 - 11 - 12 - 13 - 14 - 15 - 16 - 17 - 18 - 19 - 22 - 24	Tray: PL.352A	1,640

Short series

39 - Metric short-reach combination wrenches

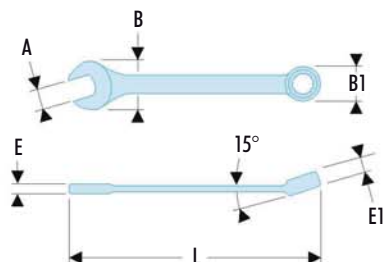


NF ISO 691, NF ISO 7738, NF ISO 3318, NF ISO 1711-1, E74-306, ISO 691, ISO 7738, ISO 3318, ISO 1711-1, DIN ISO 691, DIN 1711-1, ASME B107.100

- Short combination wrenches: the short handle and compact head allow for high handiness. Ideal for confined access.
- OGV® profile with 12-point ring for powerful tightening while protecting the nut. H suffix = 6-point ring.
- Ring head angled at 15°.
- Open end head angled at 15°.
- Metric sizes: 3.2 to 17 mm.
- Presentation: satin chrome finish.

	A [mm]	B x B1 [mm]	E [mm]	E1 [mm]	⚙️ [mm]	L [mm]	ΔΔ [g]
39.3,2H	3,2	10,0 x 7,0	3,1	3,1	6	77	10
39.4H	4	10,0 x 8,0	3,1	3,1	6	77	10
39.5H	5	11,8 x 9,0	3,5	4,0	6	82	10
39.5,5H	5,5	11,8 x 9,5	3,5	4,0	6	84	10
39.6	6	15,0 x 10,4	4,1	5,0	12	90	15
39.7	7	15,0 x 11,5	4,1	5,0	12	90	15
39.8	8	17,2 x 12,5	4,5	5,8	12	94	20
39.9	9	19,4 x 14,0	4,8	6,0	12	98	25
39.10	10	21,5 x 15,3	5,1	6,4	12	103	30
39.11	11	23,7 x 16,8	5,3	6,8	12	109	35
39.12	12	26,0 x 18,0	5,5	7,5	12	127	50
39.13	13	28,0 x 19,5	5,8	8,0	12	141	55
39.14	14	30,2 x 20,8	6,0	8,5	12	147	70
39.15	15	32,3 x 22,1	6,4	9,0	12	152	80
39.16	16	34,4 x 23,6	6,7	9,6	12	158	90
39.17	17	36,5 x 25,0	6,9	10,0	12	165	100


39 - Inch short-reach combination wrenches



ASME B107.100

- Short combination wrenches: the short handle and compact head allow for high handiness. Ideal for confined access.
- OGV® profile with 12-point ring for powerful tightening while protecting the nut. H suffix = 6-point ring.
- Ring head angled at 15°.
- Open end head angled at 15°.
- Dimensions in inches: from 1/8" to 11"16.
- Presentation: satin chrome finish.

	A ["]	B x B1 [mm]	E [mm]	E1 [mm]	⚙️ [mm]	L [mm]	ΔΔ [g]
39.1/8H	1/8	10,0 x 7,0	3,1	3,1	6	77	10
39.5/32H	5/32	10,0 x 8,0	3,1	3,1	6	77	10
39.3/16H	3/16	11,8 x 9,0	3,5	4,0	6	82	10
39.7/32H	7/32	11,8 x 9,5	3,5	4,0	6	84	10
39.1/4	1/4	15,0 x 10,4	4,1	5,0	6	90	15
39.9/32	9/32	15,0 x 11,5	4,1	5,0	6	90	15
39.5/16	5/16	17,2 x 12,5	4,5	5,8	6	94	20
39.11/32	11/32	19,4 x 14,0	4,8	6,0	6	98	25
39.3/8	3/8	21,5 x 15,3	5,1	6,4	6	103	30
39.7/16	7/16	23,7 x 16,8	5,3	6,8	6	109	35
39.1/2	1/2	28,0 x 19,5	5,8	8,0	12	141	50
39.9/16	9/16	30,2 x 20,8	6,0	8,5	12	147	70
39.5/8	5/8	34,4 x 23,6	6,7	9,6	12	158	90
39.11/16	11/16	36,5 x 25,0	6,9	10,0	12	165	100



Combination wrenches

39 - Metric short-reach combination wrench sets



NF ISO 691, NF ISO 7738, NF ISO 3318, NF ISO 1711-1, E74-306, ISO 691, ISO 7738, ISO 3318, ISO 1711-1, DIN ISO 1711-1, DIN ISO 691, ASME B107.100

• Presentation: supplied as box or roll sets.

➤	A [mm]	Contents	ΔΔ [kg]
39.JP6	8 - 10 - 11 - 12 - 13 - 14	Case: CKS.67SJ1	0,285
39.JE9T	7 - 8 - 10 - 11 - 12 - 13 - 14 - 16 - 17	Roll: N.38A-9E	0,580
39.JE10	3,2 - 4 - 5 - 5,5 - 6 - 7 - 8 - 9 - 10 - 11	Box BP.39VA + Tray PL.206	1,700
39.JE10T	3,2 - 4 - 5 - 5,5 - 6 - 7 - 8 - 9 - 10 - 11	Roll: N.38A-10A	0,250
39.JE16T	3,2 - 4 - 5 - 5,5 - 6 - 7 - 8 - 9 - 10 - 11 - 12 - 13 - 14 - 15 - 16 - 17	Roll: N.38A-16A	0,700

39 - Inch short-reach combination wrench sets



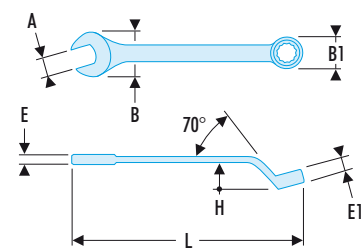
ASME B107.100

• Presentation: supplied in roll.

➤	A ["]	Contents	ΔΔ [kg]
39.JU10T	1/8 - 5/32 - 3/16 - 7/32 - 1/4 - 9/32 - 5/16 - 11/32 - 3/8 - 7/16	Roll: N.38A-10A	0,250
39.JU14T	1/8 - 5/32 - 3/16 - 7/32 - 1/4 - 9/32 - 5/16 - 11/32 - 3/8 - 7/16 - 1/2 - 9/16 - 5/8 - 11/16	Roll: N.38A-16A	0,560

Offset series

41 - Metric offset combination wrenches



NF ISO 7738, ISO 7738, DIN 3113

- Offset combination wrenches: ring offset to clear fingers or obstacles. Ideal for series of nuts.
- OGV® profile with 12-point ring for powerful tightening while protecting the nut.
- Open end head angled at 15°.
- Metric sizes: 6 to 32 mm.
- Presentation: satin chrome finish.

➤	A [mm]	B x B1 [mm]	E [mm]	E1 [mm]	H [mm]	L [mm]	ΔΔ [g]
41.6	6	14,5 x 11,0	4,0	6,0	12,5	113	30
41.7	7	18,5 x 13,0	4,5	7,0	15,0	127	35
41.8	8	18,5 x 13,0	4,5	7,0	15,0	127	35
41.9	9	23,5 x 15,5	5,0	8,0	16,5	142	50
41.10	10	23,5 x 15,5	5,0	8,0	16,5	142	50
41.11	11	27,5 x 18,5	5,5	8,6	18,5	160	75
41.12	12	27,5 x 18,5	5,5	8,6	18,5	160	75
41.13	13	31,5 x 21,5	5,5	9,0	18,5	180	100
41.14	14	31,5 x 21,5	5,5	9,0	18,5	180	100
41.15	15	36,5 x 24,5	6,6	10,3	20,5	200	130
41.16	16	36,5 x 24,5	6,6	10,3	20,5	200	130
41.17	17	40,5 x 27,0	7,3	11,2	22,0	224	195

➤	A [mm]	B x B1 [mm]	E [mm]	E1 [mm]	H [mm]	L [mm]	ΔΔ [g]
41.18	18	40,0 x 27,0	7,3	11,2	22,0	224	195
41.19	19	43,0 x 30,0	7,8	12,6	24,0	248	250
41.21	21	48,0 x 33,0	8,2	13,0	26,5	275	320
41.22	22	48,0 x 33,0	8,2	13,0	26,5	275	320
41.23	23	53,0 x 36,0	9,0	14,0	28,5	302	415
41.24	24	53,0 x 36,0	9,0	14,0	28,5	302	415
41.26	26	59,0 x 40,0	9,5	15,0	31,5	332	605
41.27	27	59,0 x 40,0	9,5	15,0	31,5	332	605
41.28	28	63,0 x 43,5	10,0	15,6	33,5	364	700
41.29	29	63,0 x 43,5	10,0	15,6	33,5	364	700
41.30	30	68,0 x 46,5	10,5	16,5	35,5	398	850
41.32	32	68,0 x 46,5	10,5	16,5	35,5	398	850

41 - Metric offset combination wrench sets



NF ISO 7738, ISO 7738, DIN 3113

- Presentation: supplied as box, roll or panel sets.

Code	A [mm]	Contents	ΔΔ [kg]
41.JE9	8 - 9 - 10 - 11 - 12 - 13 - 14 - 17 - 19	Box	0,930
41.JE18	6 - 7 - 8 - 9 - 10 - 11 - 12 - 13 - 14 - 15 - 16 - 17 - 18 - 19 - 21 - 22 - 23 - 24	Box	3,020
41.JE9T	8 - 9 - 10 - 11 - 12 - 13 - 14 - 17 - 19	Roll: N.38A-9B	1,050
41.JE12T	8 - 10 - 11 - 12 - 13 - 14 - 16 - 17 - 18 - 19 - 21 - 22	Roll: N.38A-12B	2,095
41.P24M	6 - 7 - 8 - 9 - 10 - 11 - 12 - 13 - 14 - 15 - 16 - 17 - 18 - 19 - 21 - 22 - 23 - 24 - 26 - 27 - 28 - 29 - 30 - 32	Panel: PK.1	9,380

Power series

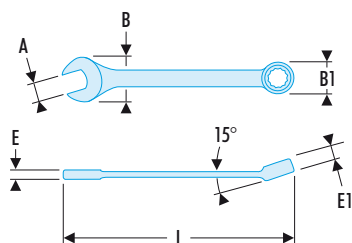
40 .LA- Metric long-reach combination wrenches



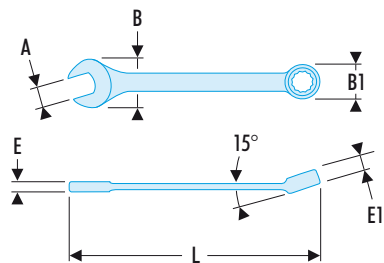
NF ISO 1711-1, NF ISO 3318, NF ISO 7738, ISO 1711-1, ISO 3318, ISO 7738, DIN ISO 691, DIN ISO 1711-1, DIN 3113, ASME B107.100

- Long combination wrenches: the extra-long handle passes high torque with minimum effort.
- OGV® profile with 12-point ring for powerful tightening while protecting the nut.
- Ring head angled at 15°.
- Open end head angled at 15°.
- Metric sizes: 19 to 50 mm.
- Presentation: satin chrome finish.

Code	A [mm]	B x B1 [mm]	E [mm]	E1 [mm]	L [mm]	ΔΔ [g]
40.19LA	19	45,0 x 29,6	8,7	12,0	329	240
40.21LA	21	49,0 x 32,3	9,5	13,0	355	305
40.22LA	22	51,0 x 33,8	9,9	14,0	368	360
40.23LA	23	53,0 x 35,4	10,3	14,5	381	370
40.24LA	24	55,0 x 36,9	10,7	15,0	394	455
40.26LA	26	59,0 x 39,4	11,5	15,5	420	520
40.27LA	27	61,0 x 40,6	11,9	16,0	433	590
40.28LA	28	62,4 x 42,2	12,3	16,5	446	600
40.29LA	29	62,4 x 42,2	12,3	16,5	446	600
40.30LA	30	65,0 x 45,2	13,1	17,0	472	800
40.32LA	32	69,5 x 47,8	13,2	18,0	498	850
40.33LA	33	49,0 x 32,3	9,5	13,0	498	850
40.34LA	34	51,0 x 33,8	9,9	14,0	524	1040
40.35LA	35	53,0 x 35,4	10,3	14,5	524	1040
40.36LA	36	55,0 x 36,9	10,7	15,0	550	1200
40.38LA	38	59,0 x 39,4	11,5	15,5	576	1435
40.41LA	41	61,0 x 40,6	11,9	16,0	615	1720
40.42LA	42	62,4 x 42,2	12,3	16,5	615	1720
40.46LA	46	62,4 x 42,2	12,3	16,5	680	2435
40.50LA	50	65,0 x 45,2	13,1	17,0	732	3500



40.LA- Inch long-reach combination wrenches



ASME B107.100

- Long combination wrenches: the extra-long handle passes high torque with minimum effort.
- OGV® profile with 12-point ring for powerful tightening while protecting the nut.
- Ring head angled at 15°.
- Open end head angled at 15°.
- Dimensions in inches: from 3/4" to 2".
- Presentation: satin chrome finish.

➔	A ["]	B x B1 [mm]	E [mm]	E1 [mm]	L [mm]	ΔΔ [g]
40.3/4LA	3/4	45,0 x 29,6	8,7	12,0	329	240
40.13/16LA	13/16	49,0 x 32,3	9,5	13,0	355	305
40.7/8LA	7/8	51,0 x 33,8	9,9	14,0	368	360
40.15/16LA	15/16	53,0 x 35,4	10,3	14,5	381	370
40.1'LA	1'	59,0 x 39,4	11,5	15,5	420	520
40.1'1/16LA	1'1/16	61,0 x 40,6	11,9	16,0	433	590
40.1'1/8LA	1'1/8	62,4 x 42,2	12,3	16,5	446	600
40.1'1/4LA	1'1/4	65,0 x 45,2	13,1	17,0	472	800
40.1'5/16LA	1'5/16	69,5 x 47,8	13,9	18,0	498	850
40.1'3/8LA	1'3/8	72,7 x 50,7	14,7	19,0	524	1040
40.1'7/16LA	1'7/16	76,0 x 53,6	15,5	20,0	550	1200
40.1'1/2LA	1'1/2	80,0 x 56,0	16,3	22,0	576	1435
40.1'5/8LA	1'5/8	86,0 x 59,2	17,5	23,0	615	1720
40.1'13/16LA	1'13/16	95,0 x 65,85	19,5	25,0	680	2435
40.2'LA	2'	103,0 x 71,0	21,1	30,0	732	3500

40.LA- Metric standard and long-reach combination wrenches set

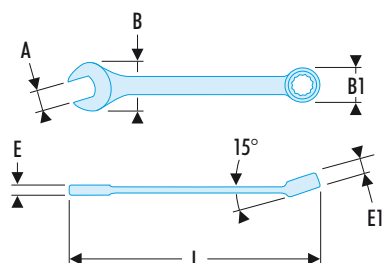


NF ISO 1711-1, NF ISO 3318, NF ISO 7738, ISO 1711-1, ISO 3318, ISO 7738, DIN ISO 691, DIN ISO 1711-1, DIN 3113, ASME B107.100

- Presentation: in box.

➔	A [mm]	ΔΔ [kg]
40LA.JE17	19 - 21 - 22 - 23 - 24 - 26 - 27 - 28 - 29 - 30 - 32 - 33 - 35 - 36 - 38 - 41 - 42	13,800

41.L - Long-reach metric offset combination wrenches



NF ISO 1711-1, NF ISO 691, ISO 1711-1, ISO 691, DIN ISO 1711-1, DIN ISO 691

- Long-reach offset combination wrenches: the extra-long handle passes high torque with minimum effort.
- Ring offset to clear fingers or obstacles. Ideal for series of nuts.
- OGV® profile with 12-point ring for powerful tightening while protecting the nut.
- Open end head angled at 15°.
- Metric sizes: 46 to 65 mm.
- Presentation: burnt.

➔	A [mm]	B x B1 [mm]	E [mm]	E1 [mm]	L [mm]	ΔΔ [g]
41.46L	46	95,0 x 69,0	15,0	24,0	520	1300
41.50L	50	103,0 x 75,0	16,5	26,0	560	1450
41.55L	55	113,0 x 84,5	18,0	28,0	610	1580
41.60L	60	123,0 x 90,0	20,0	31,0	660	2300
41.65L	65	133,0 x 98,0	22,0	31,0	710	2650

Combination ratchet series

FACOM RATCHET WRENCHES



INCREASE PRODUCTIVITY

FACOM offers a broad range of ratchet wrenches suited to all your needs: standard combination wrenches, short combination wrenches, hinged combination wrenches, straight ring wrenches, offset ring and multi-opening wrenches.

SAVE TIME

- The ratchet mechanism increases productivity as you no longer have to reposition the wrench.

MAXIMUM ACCESSIBILITY

- The 5° increment (6° for the 8 and 9 mm dimensions) allow working in awkward spaces.
- Extremely compact mechanism.
- FACOM offers accessories optimising accessibility.

PERFORMANCE AND SAFETY

- FACOM guarantees very high performance for its ratchet wrenches: ISO 1711-1 + 50% guaranteed.
- Integral reversing lever avoiding accidental reversing.

To help you, use our selection guide in the next pages.



SELECTION GUIDE | **COMBINATION WRENCHES**
RATCHET



3 MODELS OF RATCHET COMBINATION WRENCHES FOR THE ULTIMATE VERSATILITY IN ANY APPLICATION



Short combination wrenches
Productivity & accessibility

- Ultra-compact:**
- 40% more compact than the standard ratchet combination wrench.



Hinged combination wrenches
Productivity & manoeuvrability

- Ultra-manoeuverable: overcomes the problems of tightening and loosening in applications where the operator must work "blind".
- The hinged head offers unique accessibility as more compact than the ratchet-joint-socket association.



Standard combination wrenches
Productivity & versatility

- Ultra-versatile:**
- Ring head: ratchet mechanism with 5° increment, with 15° angle.
 - Open end oriented at 15°.



SELECTION GUIDE: RATCHET RING WRENCHES

2 TYPES OF RATCHET RING WRENCHES FOR SAFE TIGHTENING WITH THE RING

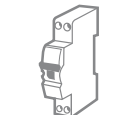
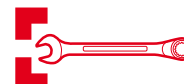

Use ratchet ring wrenches straight or angled by 15° according to accessibility requirements:

- Straight when height is limited.
- Angled by 15° when the nut is not clear.

SERIES 64



SERIES 65



SELECTION GUIDE: ALL-IN-ONE RATCHET WRENCHES

THE ALL IN 1 SOLUTION FOR TRAVELLING MAINTENANCE

64 QUATTRO and 464.J1

- The all in 1 wrench can be used in any application and eliminates the need for many wrenches.




464.J1 ▲

467S.BOX

- The solution meeting all your needs: flat ratchet tightening, socket tightening, screwing.



467S.BOX ▼



▲ 64 QUATTRO

SELECTION GUIDE: RATCHET WRENCH SETS AND MODULES

Productivity solution: ratchet wrench sets and modules for all your uses

	Characteristic	Reference	Page
Interventions on sites FOD prevention. Machine/operator safety. Max productivity 	Versatile: All flat tightening uses.	467.JP10	183
	Ultra-compact / ultra-handy: specific accessibility.	467S.JP6 / 467F.JP10	184 186
	Ring maximum safety thanks to ring tightening.	65.JP6	188
General maintenance  	Ring / versatile: All flat tightening uses. Basic sets.	64.JE6T / 64.JU6T / 65.JU6T / 467.J7	187 189 183
	 Inches		
Ultra Light maintenance 	11 in 1 / Quattro: Lightweight gain - extra flat head - complete set - compact diameter - access to embedded screws	464.J1 / 64C.J2	192 191
	Multi-service All compact ratchet tightening solutions with maximum weight gain.	467.SBOX	185
Workshop maintenance 	Versatile: All flat tightening uses.	MOD.467J12 / MOD.467J13	184
	Ultra-handy: Specific accessibility. Fitted for socket tightening.	MOD.467XL / MOD.467FJ12	186
	Ring: Maximum safety thanks to ring tightening.	MOD.64J7 / MOD.65J7	187 189
	15° angle when required by access.		



SELECTION GUIDE: 467S.BOX

COMBINE THE BENEFITS OF FLAT TIGHTENING WITH SOCKET TIGHTENING:

3 adapters for sockets or bits:

- Wrenches 10 mm ↔ Bit \square 1/4" - 6.35 mm.
- Wrenches 10 mm ↔ Socket \square 1/4".
- Wrenches 19 mm ↔ Socket \square 1/2".



➔ **467S.BOX. See p. 185**

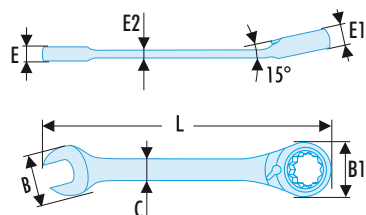
467 - Metric standard ratchet combination wrenches



NF ISO 1711-1, NF ISO 691, ISO 1711-1, ISO 691, DIN ISO 1711-1, DIN ISO 691

- Standard ratchet combination wrenches: for all current applications.
- Compact ratchet mechanism and reversible by lever.
- Increment 5° (7.5° for dimension 6 mm ; 6° for dimensions 7, 8 and 9 mm).
- Ring head angled at 15°.
- Open end head angled at 15°.
- Metric sizes: 6 to 32 mm.
- Presentation: satin chrome finish.

➤	A [mm]	B [mm]	B1 [mm]	C [mm]	E [mm]	E1 [mm]	E2 [mm]	L [mm]	ΔΔ [g]
467.6	6	15,0	14,0	9,7	4,0	6,9	2,5	128	30
467.7	7	16,7	17,0	9,7	4,3	6,5	2,5	140	30
467.8	8	16,7	17,0	9,7	4,3	6,5	2,5	140	30
467.9	9	18,7	18,6	10,3	4,5	6,9	2,5	149	40
467.10	10	20,8	20,2	11,3	5,0	7,3	2,9	158	50
467.11	11	23,0	22,0	12,2	5,3	7,7	3,2	165	60
467.12	12	24,6	23,4	13,0	5,5	8,2	3,3	171	70
467.13	13	26,8	25,5	14,5	6,1	8,6	3,5	178	90
467.14	14	29,0	26,9	15,1	6,5	9,0	3,8	190	110
467.15	15	31,0	28,3	16,1	6,8	9,4	4,0	199	130
467.16	16	33,0	29,8	17,3	7,1	9,9	4,2	208	140
467.17	17	35,5	31,8	18,2	7,5	10,3	4,5	225	170
467.18	18	37,5	32,7	19,6	8,1	10,7	4,6	236	200
467.19	19	39,4	34,0	20,4	8,6	11,2	4,6	247	230
467.21	21	45,8	40,1	23,9	9,0	13,0	5,1	287,8	340
467.22	22	45,8	40,1	23,9	9,0	13,0	5,1	287,8	340
467.24	24	51,8	46,5	26,4	10,0	14,5	5,6	321	480
467.27	27	56,4	52,4	29,2	10,8	15,5	6,3	356,6	660
467.30	30	62,7	58,1	31,7	11,5	17,0	6,8	400,7	870
467.32	32	66,4	61,9	33,7	12,4	17,5	7,3	423,5	1080



467.JP10 Metric ratchet combination wrench sets in portable case



NF ISO 1711-1, NF ISO 691, ISO 1711-1, ISO 691, DIN ISO 1711-1, DIN ISO 691, ASME B107.100

- Productivity and safety = easy to organise, easy to spot, always with you.
- 6-piece set of standard ratchet combination wrenches: - 467.8 - 10 - 11 - 12 - 13 - 14 - 16 - 17 - 18 - 19 mm.
- Resistant to chemicals and impacts.
- Portable case: CK.467J1.
- Weight: 1.380 kg.

467 - Metric standard ratchet combination wrench set



NF ISO 1711-1, NF ISO 691, ISO 1711-1, ISO 691, DIN ISO 1711-1, DIN ISO 691, ASME B107.100

- Presentation: in box.

➤	A [mm]	ΔΔ [kg]
467.J7	8 - 10 - 12 - 13 - 14 - 17 - 19	0,860



MOD.467 - Standard metric ratchet combination wrench sets in heat formed tray

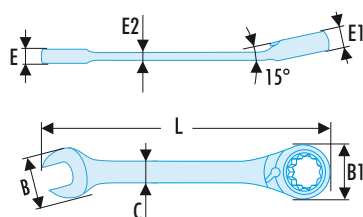


- Compatible with the FACOM modular storage system:
 - MOD.467J12 and MOD.467J13: compatible with CHRONO, JET, CHRONO XL, CHRONO+, JETXL and JET+ roller cabinets.
 - MOD.467XL: compatible with CHRONO XL, CHRONO+, JETXL and JET+ roller cabinets.

➤	A [mm]	Contents	ΔΔ [kg]
MOD.467J12	8 - 9 - 10 - 11 - 12 - 13 - 14 - 15 - 16 - 17 - 18 - 19	Tray: PL.652	1,675
MOD.467XL	21 - 22 - 24 - 27 - 30 - 32	Tray: PL.653	4,220
MOD.467J13	8 - 9 - 10 - 11 - 12 - 13 - 14 - 15 - 16 - 17 - 18 - 19 + Adapter for 10 mm wrench to 1/4" + Adapter for 19 mm wrench to 1/2"	Tray: PL.682	1,700
MODM.467J12	8 - 9 - 10 - 11 - 12 - 13 - 14 - 15 - 16 - 17 - 18 - 19	Tray: PM.467J12	1,550

Short combination ratchet series

467S - Short metric ratchet combination wrenches



NF ISO 1711-1, NF ISO 691, ISO 1711-1, ISO 691, DIN ISO 1711-1, DIN ISO 691, ASME B107.100

- Extra-short handle ratchet combination wrenches: ideal in highly dense zones.
- Compact ratchet mechanism and reversible by lever.
- Increment 5° (6° for dimension 7, 8 and 9 mm).
- Ring head angled at 15°.
- Open end head angled at 15°.
- Metric sizes: 7 to 17 mm.
- Presentation: satin chrome finish.

➤	A [mm]	B [mm]	B1 [mm]	C [mm]	E [mm]	E1 [mm]	E2 [mm]	L [mm]	ΔΔ [g]
467S.7	7	16,7	17,0	6,5	4,0	6,5	2,8	90	25
467S.8	8	16,7	17,0	6,5	4,0	6,5	2,8	90	25
467S.9	9	18,7	18,6	6,9	4,4	6,9	3,0	93	30
467S.10	10	20,8	20,2	7,3	4,8	7,3	3,4	95	35
467S.11	11	23,0	22,0	7,7	5,2	7,7	3,7	103	50
467S.12	12	24,6	23,4	8,2	5,5	8,2	4,0	106	55
467S.13	13	26,8	25,5	8,6	5,8	8,6	4,0	108	65
467S.14	14	29,0	26,9	9,0	6,2	9,0	4,3	115	80
467S.15	15	31,0	28,3	9,4	6,5	9,4	4,5	119	90
467S.16	16	33,0	29,8	9,9	6,8	9,9	4,7	123	100
467S.17	17	35,5	31,8	10,3	7,2	10,3	5,0	127	115

467S.JP6 Short ratchet combination wrench sets in portable case



NF ISO 1711-1, NF ISO 691, ISO 1711-1, ISO 691, DIN ISO 1711-1, DIN ISO 691, ASME B107.100

- Productivity and safety = easy to organise, easy to spot, always with you.
- 6-piece set of short ratchet combination wrenches: 467S.8 - 10 - 11 - 12 - 13 - 14 mm.
- Resistant to chemicals and impacts.
- Portable case: CK.67SJ1.
- Weight: 0.420 kg.

ULTRA COMPACT MULTI-TIGHTENING SET

Maximum access thanks to the short ratchet wrench / socket / bit adapter system.

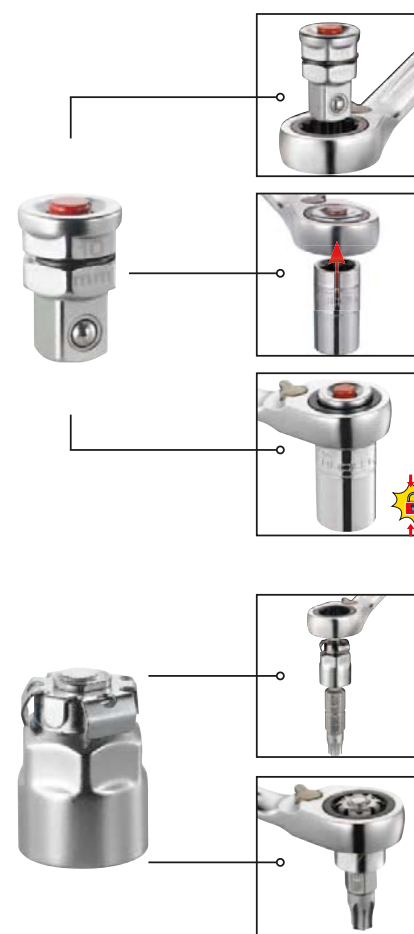

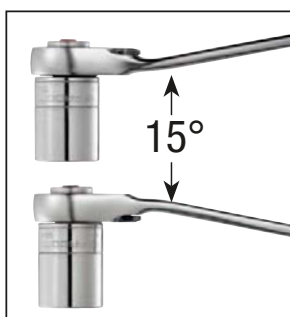


Ultra-compact
Ultra-accessible
Multi-tightening

- All compact ratchet tightening solutions for applications where access is limited.
- Using adapters, change the wrench into an ultra-compact ratchet for sockets and bits.



Access everywhere

- 72-teeth mechanism = 5° increments.



467S.BOX Ultra compact metric wrench, socket and bit set



- The flat tightening / socket tightening / versatile and ultra-compact screwing solution.
- Comprising:
 - 7 short ratchet combination wrenches: 467S.7 - 8 - 10 - 11 - 12 - 13 - 14 mm.
 - 10 1/4" sockets: R.5.5 - 6 - 7 - 8 - 9 - 10 - 11 - 12 - 13 - 14 mm.
 - 1 1/4" extension 55 mm long: R.209.
 - 2 10mm socket adaptors with 1/4" socket and 10 mm wrench with 1/4" 6-point bits: 467. ADAPT10MM.
 - 20 bits:
 - For slotted screw: ES 4.5 - 6.5 - 8 mm.
 - For Phillips® screw: EP 1 - 2 - 3.
 - For Pozidriv® screw: ED 1 - 2 - 3.
 - For Torx® and Resistorx® screw: EXR 10 - 15 - 20 - 25 - 30 - 40.
 - For hex 6-point screw: EH 3 - 4 - 5 - 6 - 7 mm.
 - Plastic box: BP.102.
 - Foam tray: PM.467SBOX.
 - Weight: 0.890 kg.

Angled combination ratchet series

467F - Metric hinged jointed combination wrenches



NF ISO 1711-1, NF ISO 691, ISO 1711-1, ISO 691, DIN ISO 1711-1, DIN ISO 691

- Hinged head ratchet combination wrenches: to reach difficult access nuts.
- Compact ratchet mechanism and reversible by flipping the wrench.
- Increment 5° (6° for dimensions 8 and 9 mm).
- Ring head hinged at 180°.
- Open end head angled at 15°.
- Metric sizes: 8 to 19 mm.
- Presentation: satin chrome finish.

➤	A [mm]	B [mm]	B1 [mm]	C [mm]	E [mm]	E1 [mm]	E2 [mm]	E3 [mm]	L [mm]	ΔΔ [g]
467F.8	8	16,2	16,7	9,0	4,3	6,5	2,7	13,0	127,5	45
467F.9	9	18,2	18,6	10,0	4,6	6,9	2,9	14,6	132,0	50
467F.10	10	20,3	20,1	10,8	5,0	7,3	3,2	16,0	136,5	60
467F.11	11	22,5	21,8	11,8	5,4	7,7	3,6	17,0	141,5	65
467F.12	12	24,8	23,0	12,8	5,8	8,2	3,8	18,0	148,0	80
467F.13	13	26,8	25,2	13,6	6,1	8,6	3,9	19,0	155,0	95
467F.14	14	28,7	26,8	14,2	6,4	9,0	4,2	20,0	161,0	110
467F.15	15	30,5	28,3	15,4	6,9	9,4	4,4	21,0	170,0	130
467F.16	16	32,9	29,8	16,0	7,2	9,9	4,6	22,0	180,0	155
467F.17	17	34,5	31,8	16,9	7,6	10,3	4,9	23,0	191,0	175
467F.18	18	37,0	32,8	18,0	8,0	10,7	5,1	24,0	204,0	200
467F.19	19	39,2	33,9	19,5	8,6	11,2	5,4	25,0	216,0	230

467F.JP10 Metric hinged ratchet combination wrench set in portable case



NF ISO 1711-1, NF ISO 691, ISO 1711-1, ISO 691, DIN ISO 1711-1, DIN ISO 691

- Productivity and safety = easy to organise, easy to spot, always with you.
- 10-piece set of hinged ratchet combination wrenches:
- 467F.8 - 10 - 11 - 12 - 13 - 14 - 16 - 17 - 18 - 19 mm.
- Resistant to chemicals and impacts.
- Portable case: CK.467FJ1.
- Weight: 1.450 kg.

MOD.467F - Hinged metric ratchet combination wrench sets in heat formed tray

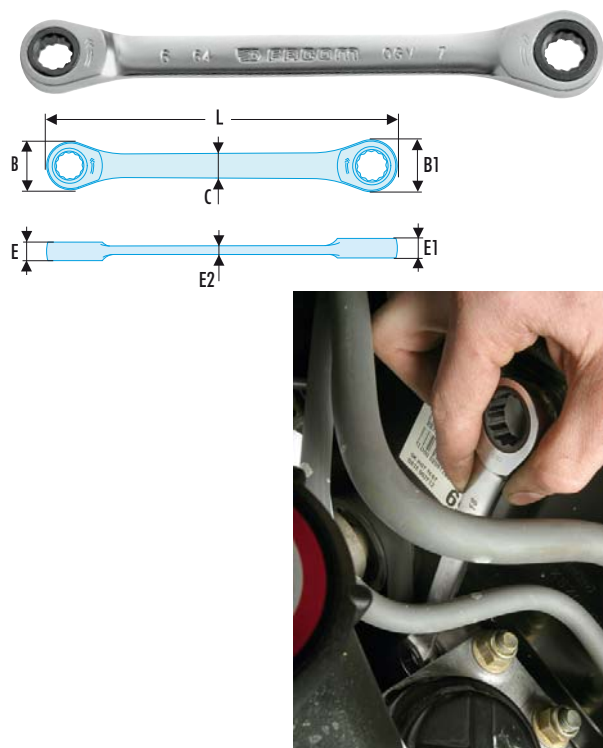


- Compatible with the FACOM modular storage system: compatible with CHRONO XL, CHRONO+, JETXL and JET+ roller cabinets.

➤	A [mm]	Contents	ΔΔ [kg]
MOD.467FJ12	8 - 9 - 10 - 11 - 12 - 13 - 14 - 15 - 16 - 17 - 18 - 19	Tray : PL.680	1,670
MODM.467FJ12	8 - 9 - 10 - 11 - 12 - 13 - 14 - 15 - 16 - 17 - 18 - 19	Tray : PM.MOD467J12	1,710

Ring ratchet series

64 - Metric straight ratchet ring wrenches




NF ISO 1711-1, NF ISO 691, ISO 1711-1, ISO 691, DIN ISO 1711-1, DIN ISO 691, ASME B107.100

- Straight ratchet ring wrenches: to reach the nut flat.
- Compact ratchet mechanism and reversible by flipping the wrench.
- Increment 5° (7.5° for dimension 6 mm; 6° for dimensions 7, 8 and 9 mm).
- Metric sizes: 6 to 24 mm.
- Presentation: satin chrome finish.

➤	A [mm]	B1 [mm]	C [mm]	E [mm]	E1 [mm]	E2 [mm]	L [mm]	ΔΔ [g]
64.6X7	6x7	17,2	8,0	6,3	6,5	3,0	115	35
64.8X9	8x9	20,2	8,3	6,5	6,9	3,2	128	45
64.10X11	10x11	21,8	9,1	7,3	7,7	3,6	150	60
64.12X13	12x13	24,8	11,3	8,2	8,6	4,2	170	80
64.14X15	14x15	29,5	13,1	9,0	9,4	4,7	190	130
64.16X18	16x18	33,5	14,8	9,9	10,7	5,4	210	185
64.17X19	17x19	33,5	15,2	10,3	11,2	5,4	230	190
64.21X23	21x23	46,0	15,2	13,0	14,5	5,4	260	480
64.22X24	22x24	46,0	15,2	13,0	14,5	5,4	260	480

64 - Inch straight ratchet ring wrenches



ASME B107.100

- Straight ratchet ring wrenches: to reach the nut flat.
- Compact ratchet mechanism and reversible by flipping the wrench.
- Increment 5° (7.5° for dimension 1/4" mm; 6° for dimensions 5/16" and 11/32").
- Dimensions in inches: from 1/4" to 5"16.
- Presentation: satin chrome finish.

➤	A ["]	B1 [mm]	C [mm]	E [mm]	E1 [mm]	E2 [mm]	L [mm]	ΔΔ [g]
64.1/4X5/16	1/4x5/16	17,2	8,0	6,3	6,5	3,0	115	40
64.5/16X11/32	5/16x11/32	20,2	8,3	6,5	6,9	3,2	128	45
64.3/8X7/16	3/8x7/16	21,8	9,1	7,3	7,7	3,6	150	60
64.1/2X9/16	1/2x9/16	24,8	11,3	8,6	9,0	4,2	180	115
64.5/8X11/16	5/8x11/16	33,5	14,8	9,9	10,7	5,4	210	185
64.3/4X13/16	3/4x13/16	40,0	15,2	11,2	13,0	5,4	245	310
64.7/8X15/16	7/8x15/16	46,0	15,2	13,0	14,5	5,4	260	480

64 - Sets of metric and inch straight ratchet ring wrenches



NF ISO 1711-1, NF ISO 691, ISO 1711-1, ISO 691, DIN ISO 1711-1, DIN ISO 691, ASME B107.100

- Presentation: supplied as box or roll sets.

➤	A [mm]	A ["]	Contents	ΔΔ [kg]
64.J4	10x11 - 12x13 - 16x18 - 17x19	-	Box	0,535
64.JE6T	8x9 - 10x11 - 12x13 - 14x15 - 16x18 - 17x19	-	Roll: N.38A-6B	0,825
64.JU6T	-	1/4x5/16 - 3/8x7/16 - 1/2x9/16 - 5/8x11/16 - 3/4x13/16 - 7/8x15/16	Roll: N.38A-6B	1,315

MOD.64 - Metric straight ratchet ring wrench sets in heat formed tray



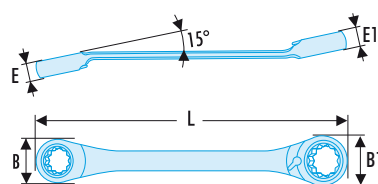
- Compatible with the FACOM modular storage system: compatible with CHRONO, JET, CHRONO XL, CHRONO+, JETXL and JET+ roller cabinets.

➤	A [mm]	Contents	ΔΔ [g]
MOD.64J7	6x7 - 8x9 - 10x11 - 12x13 - 14x15 - 16x18 - 17x19	Tray: PL.608A	



Ring ratchet 15° head series

65 - Metric 15° hinged ratchet ring wrenches

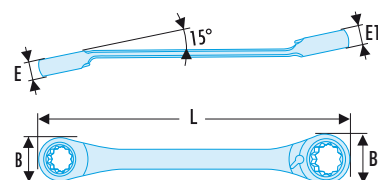


NF ISO 1711-1, NF ISO 691, ISO 1711-1, ISO 691, DIN ISO 1711-1, DIN ISO 691, ASME B107.100

- 15° hinged ratchet ring wrenches: ring offset to clear fingers or obstacles.
- Compact ratchet mechanism and reversible by lever.
- Increment 5° (7.5° for dimension 6 mm; 6° for dimensions 7, 8 and 9 mm).
- Ring head angled at 15°.
- Metric sizes: 6 to 24 mm.
- Presentation: satin chrome finish.

65	A [mm]	B [mm]	B1 [mm]	E [mm]	E1 [mm]	L [mm]	ΔΔ [g]
65.6X7	6x7	14,0	17,0	6,3	6,5	115	30
65.8X9	8x9	17,0	20,2	6,5	6,9	128	45
65.10X11	10x11	20,2	22,0	7,3	7,7	150	65
65.12X13	12x13	23,4	25,5	8,2	8,6	170	90
65.14X15	14x15	26,9	29,8	9,0	9,4	190	130
65.16X18	16x18	29,8	34,0	9,9	10,7	210	190
65.17X19	17x19	31,8	34,0	10,3	11,2	230	210
65.21X23	21x23	40,1	46,0	13,0	14,5	260	430
65.22X24	22x24	40,1	46,5	13,0	14,5	260	425

65 - Inch 15° hinged ratchet ring wrenches



ASME B107.100

- 15° hinged ratchet ring wrenches: ring offset to clear fingers or obstacles.
- Compact ratchet mechanism and reversible by lever.
- Increment 5° (7.5° for dimension 1/4"; 6° for dimensions 5/16" and 11/32").
- Ring head angled at 15°.
- Dimensions in inches: from 1/4" to 15"16.
- Presentation: satin chrome finish.

65	A ["]	B [mm]	B1 [mm]	E [mm]	E1 [mm]	L [mm]	ΔΔ [g]
65.1/4X5/16	1/4x5/16	14,0	17,0	6,3	6,5	115	30
65.5/16X11/32	5/16x11/32	17,0	20,2	6,5	6,9	128	45
65.3/8X7/16	3/8x7/16	20,2	22,0	7,3	7,7	150	65
65.1/2X9/16	1/2x9/16	25,5	26,9	8,6	9,0	180	110
65.5/8X11/16	5/8x11/16	29,8	31,8	9,9	10,3	200	170
65.3/4X13/16	3/4x13/16	34,0	40,1	11,2	13,0	245	290
65.7/8X15/16	7/8x15/16	40,1	46,5	13,0	14,5	260	420

65 - Metric 15° hinged ratchet combination wrenches set in portable case



NF ISO 1711-1, NF ISO 691, ISO 1711-1, ISO 691, ASME B107.100

- Productivity and safety = easy to organise, easy to spot, always with you.
- 6-piece set of 15° hinged ratchet combination wrenches: 8x9 - 10x11 - 12x13 - 14x15 - 16x18 - 17x19 mm.
- Resistant to chemicals and impacts.
- Portable case: CK.65J1
- Weight: 0.880 kg.

65	A [mm]	ΔΔ [kg]
65.JP6	8x9 - 10x11 - 12x13 - 14x15 - 16x18 - 17x19	0,830

▣ Inch 15° hinged ratchet ring wrenches set



NF ISO 1711-1, NF ISO 691, ISO 1711-1, ISO 691, ASME B107.100

- Presentation: supplied in roll.

➤	A ["]	Contents	ΔΔ [kg]
65.JU6T	1/4x5/16 - 3/8x7/16 - 1/2x9/16 - 5/8x11/16 - 3/4x13/16 - 7/8x15/16	Roll: N.38A-6B	1,315

▣ Metric 15° hinged ratchet ring wrench sets in heat formed tray



- Compatible with the FACOM modular storage system: compatible with CHRONO, JET, CHRONO XL, CHRONO+, JETXL and JET+ roller cabinets.

➤	A [mm]	Contents	ΔΔ [kg]
MOD.65J7	6x7 - 8x9 - 10x11 - 12x13 - 14x15 - 16x18 - 17x19	Tray: PL.608A	1,153

▣ 467.ADAPT10MM Set of 2 adaptors for 10 mm wrenches to 1/4" drive



- 2 adaptors to use your 10 mm ratchet wrench with 1/4" drive sockets and 1/4" 6-point bits.

▣ 467.ADAPT10-19 Set of 2 adaptors for 10 mm wrenches to 1/4" drive and for 19 mm wrenches to 1/2" drive




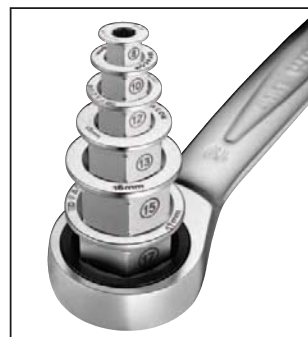
- 1 adaptor to use your 10 mm ratchet wrench with 1/4" drive sockets and 1/4" 6-point bits.
- 1 adaptor to use your 19 mm ratchet wrench with 1/2" drive sockets.

Ring ratchet multiple opening straight series

SPECIAL SOLUTIONS FOR TRAVELLING MAINTENANCE

QUATTRO CONCEPT & "11 IN 1" concept

- Ideal for interventions out of site, in high locations or requiring tool bags or boxes to be winched.
- The 2 FACOM all-in-1 wrench concepts meet weight constraints and facilitate travel.



ALL-IN-1 SOLUTIONS: "QUATTRO" concept

All-in-1 ratchet ring wrenches for minimum weight

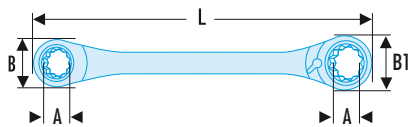


Each head has 2 dimensions 1 wrench = 4 dimensions

- 72-teeth mechanism = 5° increments
- FACOM guarantees very high performance for its ratchet wrenches: ISO 1711-1 + 50% guaranteed.
- Integral reversing lever avoids any risk of accidental reversal.
- Compact head.
- 8 sizes available: 8-10-12-13-16-17-18-19 mm.



64C - Metric multi-opening straight ratchet ring wrenches



NF ISO 1711-1, ISO 1711-1, DIN ISO 1711-1

- Straight multi-opening ratchet ring wrenches: highly versatile wrenches = 4 dimensions per wrench. Saves weight: 1 single wrench in the tool box instead of 4.
- 4 metric dimensions per wrench:
 - 64C.S1: 8x10 - 12x13 mm.
 - 64C.S2: 16x17 - 18x19 mm.
- Compact ratchet mechanism and reversible by lever.
- Increment 5°.
- Presentation: satin chrome finish.

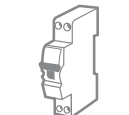
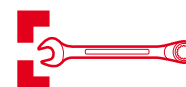
	A [mm]	B [mm]	L [mm]	ΔΔ [g]
64C.S1	8x10 - 12x13	20,2	150	105
64C.S2	16x17 - 18x19	31,8	230	270

64C.J2 Metric multi-opening straight ratchet ring wrenches set



NF ISO 1711-1, NF ISO 691, ISO 1711-1, ISO 691, ASME B107.100

- Set of 2 multi-opening straight ratchet ring wrenches (8 dimensions):
 - 64C.S1: 8x10 - 12x13 mm.
 - 64C.S2: 16x17 - 18x19 mm.
- Compact ratchet mechanism and reversible by lever.
- Increment 5°.
- Presentation: satin chrome finish.
- Supplied in cardboard box.
- Weight: 0.400 kg.



"11 IN 1" ratchet wrench set = 1 RATCHET RING WRENCH + 9 RINGS

Travelling maintenance special: save 60% weight compared with a set of 6 ratchet ring wrenches

Save time

- Ratchet mechanisms avoiding unproductive repositioning.
- Easy fitting of adapter rings: **1 click is enough.**
- No time wasted trying to find the right dimension: **clear marking.**



Maximum accessibility:

- 72-teeth mechanism = 5° increments.
- Extra-slim head: 3 times more compact than the ratchet-socket system.
- Through ratchet function for long threads.



Performance and safety:

- FACOM guarantees very high performance for its ratchet wrenches: ISO1711-1 + 50% guaranteed.
- No more tools left on site at the end of the job thanks to instant checking system for missing tools.
- Single-handed effective locking system: no ring ejection thanks to the ring locking and release system.
- The rings stay in their foam compartments even when the box is tipped or dropped.
- Box and foam resistant to impact and chemical agents.



Dimensions / openings: 8-9-10-11-12-13-14-15-16-17-19 mm.

464.J1 Flat tightening case "11 in 1"



Ultra-light "11 in 1" set: 1 wrench + 9 bushes = 11 dimensions.

- Ideal for spaces with low access in height. The extra-flat wrench is 3 times slimmer than a traditional ratchet + socket system.
 - Compact ratchet mechanism and reversible by lever.
 - Increment 5°.
 - Dimensions of the 2 ratchet heads without bush: 14 and 19 mm.
 - 9 reducer bushes. Dimensions: 8 - 9 - 10 - 11 - 12 - 13 - 15 - 16 and 17 mm.
 - Plastic box: BP.102.
 - Foam tray: PM.464J1.
- Weight: 0.530 kg.

Straight ratchet ring wrench opening 14 and 19 mm



NF ISO 1711-1, NF ISO 691, ISO 1711-1, ISO 691, ASME B107.100

- Ideal for spaces with low access in height. The extra-flat wrench is 3 times slimmer than a traditional ratchet + socket system.
- Compact ratchet mechanism and reversible by flipping the wrench.
- Increment 5°.
- Dimensions of the 2 ratchet heads without bush: 14 and 19 mm.
- Presentation: satin chrome finish.

	A [mm]	ΔΔ [g]
464.M14X19	14 x 19	170

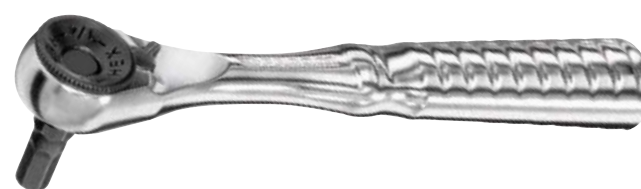
464.MKIT Set of 9 reduction bushes for ratchet ring wrench 464.M14X19



- Set comprising the dimensions: 8 - 9 - 10 - 11 - 12 - 13 - 15 - 16 and 17 mm.
- Weight: 100 g.

RATCHET TIGHTENING OF FEMALE HEAD SCREWS / NUTS

➤ **RATCHETS FOR BITS.
SEE P. 233**



Standard series

OPEN-END WRENCH

THE "DOUBLE-ENDED" WRENCH

2 sizes per wrench

- Reduces the number and weight of tools.

Power and precision

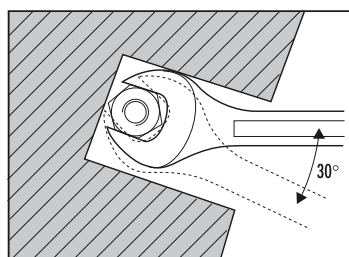
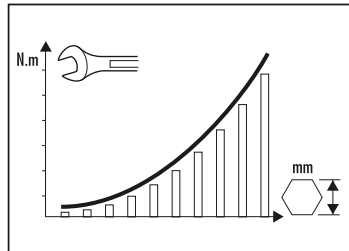
- FACOM guarantees very high performance for its open end wrenches: ISO 1711-1 + 30% guaranteed.
- Tight tolerances for a perfect fit on fasteners.

Slim profile and comfort

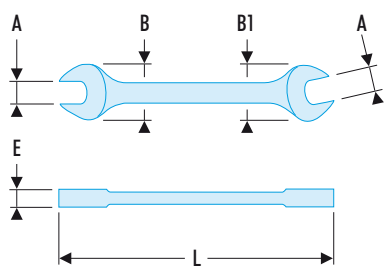
- Smaller shape and volume for better accessibility.
- Streamlined heads.
- 30° increments by flipping the wrench.



+




44 - Metric open end wrenches



NF ISO 10102, NF ISO 3318, NF ISO 1711-1, NF ISO 691, ISO 10102, ISO 3318, ISO 1711-1, ISO 691, DIN ISO 1711-1, DIN ISO 691, DIN 3110

- Open end wrenches = the open ends are slimmer than a standard combination wrench for better thickness accessibility. Examples: brake calipers, hydraulic hose locknuts.
- Heads hinged at 15°.
- Metric sizes: 3.2 to 42 mm.
- Presentation: satin chrome finish.

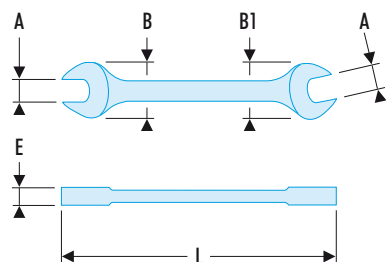
Series	A [mm]	B x B1 [mm]	E [mm]	L [mm]	ΔΔ [g]
44.3,2X5,5	3,2x5,5	11,0 x 13,5	3,0	90	10
44.4X5	4x5	11,0 x 13,5	3,0	90	10
44.6X7	6x7	15,0 x 17,5	3,5	120	20
44.8X9	8x9	18,5 x 21,0	3,8	137	30
44.8X10	8x10	19,0 x 23,0	4,2	143	40
44.10X11	10x11	23,0 x 25,0	4,7	152	50
44.10X13	10x13	23,0 x 29,0	5,1	162	60
44.11X13	24x26	25,5 x 29,0	5,1	167	65
44.12X13	12x13	25,5 x 29,0	5,1	167	65
44.12X14	19x22	29,0 x 33,5	5,5	177	80
44.14X15	14x15	31,0 x 33,0	5,5	182	90
44.13X17	13x17	31,0 x 37,0	6,3	192	120
44.16X17	16x17	35,5 x 37,0	6,3	200	120
44.16X18	41x46	37,0 x 42,0	6,8	210	145
44.17X19	17x19	37,0 x 42,0	6,8	210	145
44.18X19	18x19	39,0 x 42,0	7,3	220	160
44.20X22	20x22	43,0 x 48,5	7,5	240	200
44.21X23	21x23	47,0 x 50,5	8,3	242	220
44.22X24	22x24	47,5 x 52,0	8,8	261	260
44.24X27	24x27	51,0 x 58,0	8,8	270	325
44.25X28	25x28	56,0 x 61,6	8,8	282	360
44.26X28	26x28	56,0 x 61,6	8,8	282	360
44.27X29	27x29	59,0 x 64,0	9,5	301	450
44.27X30	27x30	59,0 x 64,0	9,5	301	450
44.27X32	27x32	63,0 x 70,0	9,8	318	515
44.30X32	30x32	63,0 x 70,0	9,8	318	515
44.33X35	33x35	71,0 x 75,0	11,5	342	720
44.34X36	34x36	71,0 x 75,0	11,5	342	720
44.36X41	36x41	78,0 x 87,0	12,0	381	945
44.38X42	38x42	78,0 x 87,0	12,0	381	945



44 - Inch open end wrenches



- Open end wrenches = the open ends are slimmer than a standard combination wrench for better thickness accessibility. Examples: brake calipers, hydraulic hose locknuts.
- Heads hinged at 15°.
- Dimensions in inches: from 1/4" to 1"5/8.
- Presentation: satin chrome finish.



⇒	A ["]	B x B1 [mm]	E [mm]	L [mm]	ΔΔ [g]
44.1/4X5/16	1/4x5/16	15,0 x 17,5	3,5	120	20
44.11/32X13/32	11/32x13/32	19,0 x 23,0	4,2	143	40
44.3/8X7/16	3/8x7/16	23,0 x 25,0	4,7	152	50
44.1/2X9/16	1/2x9/16	29,0 x 33,5	5,5	177	80
44.5/8X11/16	5/8x11/16	37,0 x 42,0	6,8	210	145
44.11/16X3/4	11/16x3/4	37,0 x 42,0	6,8	210	145
44.3/4X13/16	3/4x13/16	43,0 x 48,5	7,5	240	200
44.7/8X15/16	7/8x15/16	47,5 x 52,0	8,3	251	260
44.1'X1'1/16	1'X1'1/16	56,0 x 61,6	8,8	282	360
44.1'1/8X1'1/4	1'1/8X1'1/4	63,0 x 70,0	9,8	318	515
44.1'3/16X1'5/16	1'3/16X1'5/16	63,0 x 70,0	9,8	318	515
44.1'3/8X1'1/2	1'3/8X1'1/2	78,0 x 87,0	12,0	381	945
44.1'7/16X1'5/8	1'7/16X1'5/8	78,0 x 87,0	12,0	381	945

44 - Metric open ring wrench sets




NF ISO 10102,NF ISO 3318,NF ISO 1711-1,NF ISO 691, ISO 10102,ISO 3318,ISO 1711-1,ISO 691, DIN ISO 1711-1,DIN ISO 691, DIN 3110

- Presentation: supplied as box, roll or panel sets.

⇒	A [mm]	Contents	ΔΔ [kg]
44.JE9	3,2x5,5 - 4x5 - 6x7 - 8x9 - 10x11 - 12x13 - 14x15 - 16x17 - 18x19	Box	0,550
44.JE8	8x9 - 10x11 - 12x13 - 14x15 - 16x17 - 18x19 - 21x23 - 22x24	Box	0,980
44.JE12	6x7 - 8x9 - 10x11 - 12x13 - 14x15 - 16x17 - 18x19 - 21x23 - 22x24 - 26x28 - 27x29 - 30x32	Box	2,290
44.JE17	3,2x5,5 - 4x5 - 6x7 - 8x9 - 10x11 - 12x13 - 14x15 - 16x17 - 18x19 - 21x23 - 22x24 - 26x28 - 27x29 - 30x32 - 33x35 - 36x41 - 38x42	Box	4,930
44.JE8T	8x9 - 10x11 - 12x13 - 14x15 - 16x17 - 18x19 - 21x23 - 22x24	Roll: N.38A-8C	1,050
44.JE9T	3,2x5,5 - 4x5 - 6x7 - 8x9 - 10x11 - 12x13 - 14x15 - 16x17 - 18x19	Roll: N.38A-9E	0,580
44.P17E	3,2x5,5 - 4x5 - 6x7 - 8x9 - 10x11 - 12x13 - 14x15 - 16x17 - 18x19 - 21x23 - 22x24 - 26x28 - 27x29 - 30x32 - 33x35 - 36x41 - 38x42	Panel: PK.1	7,480

44 - Inch open ring wrench sets



ASME B107.100

- Presentation: supplied as box or roll sets.

⇒	A ["]	Contents	ΔΔ [kg]
44.JU6	1/4x5/16 - 3/8x7/16 - 1/2x9/16 - 5/8x11/16 - 3/4x13/16 - 7/8x15/16	Box	0,650
44.JU8T	1/4x5/16 - 3/8x7/16 - 1/2x9/16 - 5/8x11/16 - 3/4x13/16 - 7/8x15/16 - 1"X1"1/16 - 1"1/8X1"1/4	Roll: N.38A-8B	1,560

MOD.44 - Metric open ring wrench sets



- Compatible with the FACOM modular storage system: compatible with CHRONO, JET, CHRONO XL, CHRONO+, JETXL and JET+ roller cabinets.

⇒	A [mm]	Contents	ΔΔ [kg]
MOD.44-1	6x7 - 8x9 - 10x11 - 12x13 - 14x15 - 16x17 - 18x19 - 21x23 - 22x24	Tray: PL.315	1,315
MOD.44-2	26x28 - 27x29 - 30x32	Tray: PL.316	1,580

"Extra-slim" profile series

EXTRA-SLIM OPEN END WRENCHES

EXTRA-SLIM OPEN END WRENCHES

- 30% slimmer than classical open ends.
- Ideal for tightening extra-slim lock nuts or nuts.

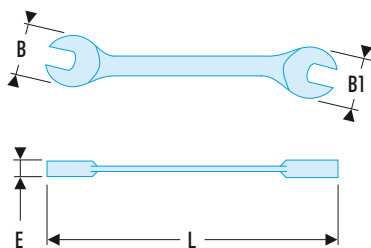


31 - Metric "extra-slim" end wrenches



NF ISO 3318, NF ISO 691, ISO 3318, ISO 691, DIN ISO 691

- Metric "extra-slim" open end wrenches: 30 % slimmer than a classical open end wrench = maximum accessibility.
- Indispensable for confined access and locknuts.
- Heads hinged at 15°.
- Metric sizes: 6 to 24 mm.
- Presentation: satin chrome finish.



➤	A [mm]	B x B1 [mm]	E [mm]	L [mm]	ΔΔ [g]
31.6X7	6x7	16,6 x 19,6	2,2	147	20
31.8X9	8x9	20,5 x 24,5	2,6	176	30
31.10X11	10x11	20,5 x 24,5	2,6	176	30
31.12X13	12x13	29,0 x 33,5	3,6	209,5	70
31.14X15	14x15	29,0 x 33,5	3,6	209,5	70
31.16X17	16x17	38,0 x 42,5	4,6	250	140
31.18X19	18x19	38,0 x 42,5	4,6	250	140
31.22X24	22x24	48,0 x 52,0	5,6	290	270

31 - Metric "extra-slim" open-end wrench sets



NF ISO 3318, NF ISO 691, ISO 3318, ISO 691, DIN ISO 691

- Presentation: supplied in roll.

➤	A [mm]	Contents	ΔΔ [kg]
31.JE6T	8x9 - 10x11 - 12x13 - 14x15 - 16x17 - 18x19	Roll: N.38A-6B	0,680
31.JE8T	6x7 - 8x9 - 10x11 - 12x13 - 14x15 - 16x17 - 18x19 - 22x24	Roll: N.38A-8B	0,990

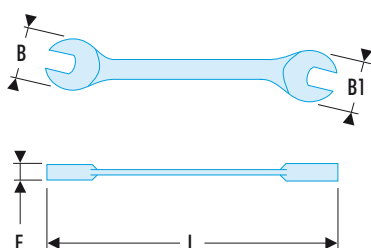
Micro-engineering series

22 - Metric 15° hinged "midget" open end wrenches



NF ISO 3318, NF ISO 691, ISO 3318, ISO 691, DIN ISO 691

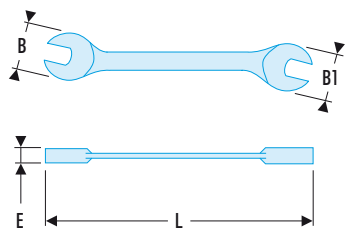
- "Midget" open end wrenches: short shank and slim heads for manoeuvrability in confined spaces.
- Heads hinged at 15°.
- Metric sizes: 3.2 to 13 mm.
- Presentation: satin chrome finish.



➤	A [mm]	B x B1 [mm]	E [mm]	L [mm]	ΔΔ [g]
22.3,2X5,5	3,2x5,5	10 x 13	2,4	70	10
22.4X5	4x5	10 x 13	2,4	70	10
22.6X7	6x7	14 x 16	2,7	80	10
22.8X9	8x9	18 x 20	3,0	90	20
22.10X11	10x11	21 x 23	3,0	100	25
22.12X13	12x13	26 x 28	3,5	110	35



22 - Inch 15° hinged "midget" open end wrenches



- "Midget" open end wrenches: short shank and slim heads for manoeuvrability in confined spaces.
- Heads hinged at 15°.
- Dimensions in inches: from 3/16" to 9/16".
- Presentation: satin chrome finish.

➤	A ["]	B x B1 [mm]	E [mm]	L [mm]	ΔΔ [g]
22.3/16X1/4	3/16x1/4	14 x 16	2,7	80	10
22.7/32X9/32	7/32x9/32	14 x 16	2,7	80	10
22.5/16X3/8	5/16x3/8	18 x 20	3,0	90	20
22.11/32X7/16	11/32x7/16	21 x 23	3,0	100	25
22.1/2X9/16	1/2x9/16	26 x 28	3,5	110	35

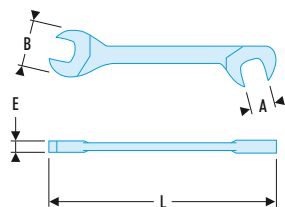
22 - Metric and inch 15° hinged "midget" open end wrench sets



- Presentation: supplied in roll.

➤	A [mm]	A ["]	Contents	ΔΔ [kg]
22.JE6T	3,2x5,5 - 4x5 - 6x7 - 8x9 - 10x11 - 12x13	-	Roll: N.38A-6A	0,140
22.JU5T	-	3/16x1/4 - 7/32x9/32 - 5/16x3/8 - 11/32x7/16 - 1/2x9/16	Roll: N.38A-5C	0,130

34 - Metric 15° and 75° hinged "midget" open end wrenches

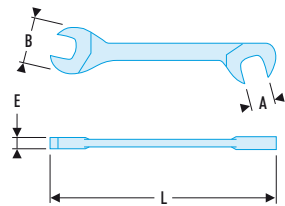


NF ISO 3318, NF ISO 691, ISO 3318, ISO 691, DIN ISO 691

- "Midget" open end wrenches: short shank and slim heads for manoeuvrability in confined spaces.
- Heads hinged at 15° and 75° allow to intervene on nuts inaccessible with a standard wrench.
- Metric sizes: 3.2 to 17 mm.
- Presentation: satin chrome finish.

➤	A [mm]	B [mm]	E [mm]	L [mm]	ΔΔ [g]	➤	A [mm]	B [mm]	E [mm]	L [mm]	ΔΔ [g]
34.3,2	3,2	10	2,4	70	10	34.10	10	22	3,0	100	25
34.4	4	10	2,4	70	10	34.11	11	22	3,0	100	25
34.5	5	13	2,4	75	10	34.12	12	27	3,5	120	35
34.5,5	5,5	13	2,4	75	10	34.13	13	27	3,5	120	35
34.6	6	15	2,7	80	15	34.14	14	27	3,5	120	40
34.7	7	15	2,7	80	15	34.15	15	33	4,5	140	70
34.8	8	18,5	3,0	90	20	34.16	16	33	4,5	140	70
34.9	9	18,5	3,0	90	20	34.17	17	33	4,5	140	70


34 - Inch 15° and 75° hinged "midget" open end wrenches



- "Midget" open end wrenches: short shank and slim heads for manoeuvrability in confined spaces.
- Heads hinged at 15° and 75° allow to intervene on nuts inaccessible with a standard wrench.
- Dimensions in inches: from 3/16" to 11/16".
- Presentation: satin chrome finish.

➤	A ["]	B [mm]	E [mm]	L [mm]	ΔΔ [g]	➤	A ["]	B [mm]	E [mm]	L [mm]	ΔΔ [g]
34.3/16	3/16	13	2,4	75	10	34.13/32	13/32	22	3,0	100	30
34.7/32	7/32	13	2,4	75	10	34.7/16	7/16	22	3,0	100	30
34.1/4	1/4	15	2,7	80	15	34.1/2	1/2	27	3,5	120	35
34.9/32	9/32	15	2,7	80	15	34.9/16	9/16	27	3,5	120	40
34.5/16	5/16	18,5	3,0	90	20	34.5/8	5/8	33	4,5	140	70
34.11/32	11/32	18,5	3,0	90	20	34.11/16	11/16	33	4,5	140	70
34.3/8	3/8	22	3,0	100	25						

34 - Metric and inch "midget" open-end wrench sets in rolls



NF ISO 3318, NF ISO 691, ISO 3318, ISO 691, DIN ISO 691

• Presentation: supplied in roll.

Ref	A [mm]	A ["]	Contents	ΔΔ [kg]
34.JL16T	3,2 - 4 - 5 - 5,5 - 6 - 7 - 8 - 9 - 10 - 11 - 12 - 13 - 14 - 15 - 16 - 17	-	Roll: N.38A-6A	0,560
34.JU13T	-	3/16 - 7/32 - 1/4 - 9/32 - 5/16 - 11/32 - 3/8 - 13/32 - 7/16 - 1/2 - 9/16 - 5/8 - 11/16	Roll: N.38A-5C	0,430

34.JT8 Metric "midget" open ring wrench sets

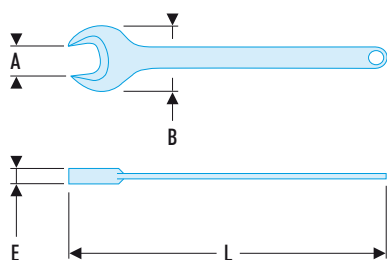


NF ISO 3318, NF ISO 691, ISO 3318, ISO 691, DIN ISO 691

- Comprising:
 - 8 ultra-slim midget forged wrenches: 3.2 - 4 - 4.5 - 5 - 5.5 - 6 - 7 - 8 mm.
 - 1 feeler gauge 5/10°.
 - 1 screwdriver for slotted head screw.
- Presentation: satin chrome finish.
- Supplied in a storage roll.
- Weight: 110 g.

Power series

45 - Open end wrenches



NF ISO 4229, NF ISO 1711-1, NF ISO 691, ISO 4229, ISO 1711-1, ISO 691, DIN 894, DIN ISO 691, DIN ISO 1711-1

- Single open end wrenches: the open end is thicker for very high tightening torques. Examples: public works, rail worksites, naval construction, agriculture, oil platforms, metallic constructions.
- Hanging hole at end of handle: wrenches stored on panel or hung to avoid loss or fall.
- Open end angled at 15°.
- Metric sizes: 30 to 75 mm.
- Presentation: burnt.

Ref	A [mm]	B [mm]	E [mm]	L [mm]	ΔΔ [g]
45.30	30	66,0	12,0	240	320
45.32	32	71,5	13,0	270	410
45.34	34	71,5	13,0	270	570
45.36	36	79,5	14,5	296	590
45.38	38	79,5	14,5	296	610
45.41	41	90,5	17,5	335	860
45.46	46	95,5	18,0	370	1050
45.50	50	106,5	19,5	410	1750
45.55	55	106,5	19,5	410	1950
45.60	60	121,5	21,5	488	2460
45.65	65	121,5	21,5	488	2310
45.70	70	153,0	24,0	595	3280
45.75	75	153,0	24,0	595	3350



Standard series

RING WRENCHES – 12-POINT RING

12-point OGV® ring

- 30° increments.
- Powerful tightening and less fastener wear.

3 configurations according to accessibility constraints:

- 1 Straight ring wrenches.
- 2 Offset ring wrenches.
- 3 Half-moon ring wrenches.

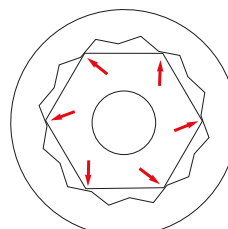


FACOM OGV® PROFILE

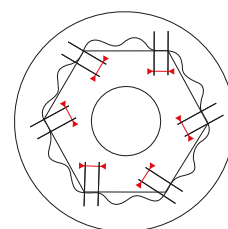
HIGHER POWER WITHOUT DAMAGING FASTENERS!

- More powerful tightening: socket/nut contact surface extended reducing stress.
- Reduced wear: the nut is driven on the faces, not the angles.
- Increased durability: the sharp angles of the wrench, concentrating stress, are removed.


Standard profile FACOM OGV® profile



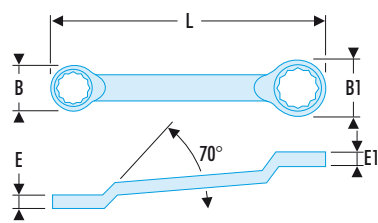
Stress applied to edges



Bears against the side faces



55A - Metric offset-ring wrenches



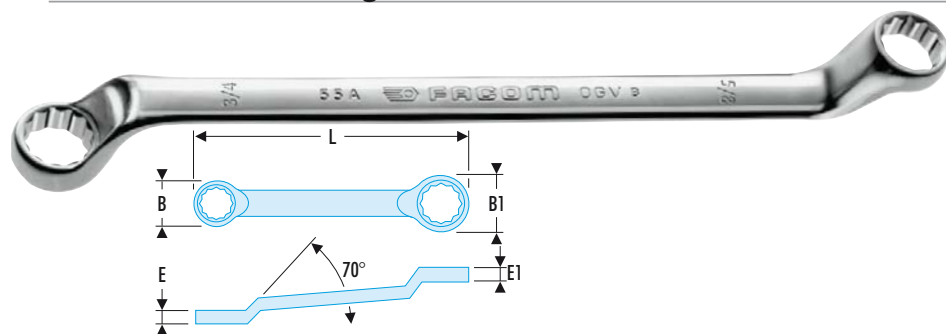
NF ISO 1711-1, NF ISO 691, ISO 1711-1, ISO 691, DIN 838, DIN ISO 1711-1, DIN ISO 691

- Offset-ring wrenches: ring offset to clear fingers or obstacles. Ideal for series of nuts.
- OGV® profile with 12-point profile for powerful tightening while protecting the nut.
- Metric sizes: 6 to 50 mm.
- Presentation: satin chrome finish.

55A	A [mm]	B x B1 [mm]	E x E1 [mm]	L [mm]	ΔΔ [g]
55A.6X7	6x7	10,7 x 12,2	5,5 x 6,2	167	40
55A.7X8	7x8	12,0 x 14,0	5,5 x 6,5	172	45
55A.8X9	8x9	13,7 x 15,5	6,5 x 7,2	182	60
55A.8X10	8x10	13,7 x 15,5	6,5 x 7,2	182	65
55A.10X11	10x11	16,5 x 18,0	7,5 x 17,0	197	85
55A.11X13	11x13	18,0 x 21,0	8,9 x 9,2	217	110
55A.12X13	12x13	19,5 x 21,5	8,9 x 9,2	218	120
55A.13X15	13x15	21,5 x 23,5	9,2 x 9,7	238	150
55A.14X15	14x15	22,0 x 23,5	9,2 x 9,7	238	135
55A.13X16	13x16	21,5 x 26,0	9,4 x 10,7	245	155
55A.13X17	13x17	21,0 x 26,0	9,4 x 10,7	245	150
55A.16X17	16x17	25,7 x 27,0	10,7 x 11,2	258	200
55A.16X18	16x18	25,7 x 27,2	10,7 x 11,2	258	195
55A.17X19	17x19	27,0 x 29,7	11,2 x 12,2	290	265
55A.18X19	18x19	27,0 x 29,7	11,2 x 12,2	290	260
55A.18X21	18x21	29,0 x 33,0	11,7 x 12,7	296	290
55A.19X22	19x22	29,0 x 33,7	11,7 x 12,7	296	285

55A	A [mm]	B x B1 [mm]	E x E1 [mm]	L [mm]	ΔΔ [g]
55A.20X22	20x22	32,0 x 35,0	12,2 x 13,2	316	365
55A.21X23	21x23	32,0 x 35,0	12,2 x 13,2	316	360
55A.22X24	22x24	33,7 x 36,7	12,2 x 13,2	324	390
55A.24X26	24x26	37,2 x 41,0	12,7 x 14,3	328	470
55A.24X27	24x27	37,2 x 41,2	12,7 x 14,3	328	465
55A.25X28	25x28	39,7 x 43,0	13,7 x 14,7	345	515
55A.26X28	26x28	39,7 x 43,0	13,7 x 14,7	345	510
55A.27X29	27x29	41,5 x 46,0	14,3 x 15,7	353	575
55A.27X30	27x30	41,5 x 46,0	14,3 x 15,7	353	570
55A.27X32	27x32	41,5 x 46,2	14,3 x 15,7	353	575
55A.30X32	30x32	45,3 x 48,7	15,2 x 16,7	360	640
55A.30X34	30x34	46,0 x 52,0	17,2 x 19,2	402	820
55A.34X36	34x36	52,0 x 55,0	18,2 x 20,2	440	1075
55A.36X41	36x41	53,7 x 61,7	18,2 x 20,2	440	1080
55A.38X42	38x42	41,5 x 46,0	14,3 x 15,7	455	1070
55A.46X50	46x50	70,7 x 76,7	20,7 x 21,7	510	1890

55A - Inch offset-ring wrenches



- Offset-ring wrenches: ring offset to clear fingers or obstacles. Ideal for series of nuts.
- OGV® profile with 12-point profile for powerful tightening while protecting the nut.
- Dimensions in inches: from 1/4" to 1"1/4.
- Presentation: satin chrome finish.

➤	A ["]	B x B1 [mm]	E x E1 [mm]	L [mm]	ΔΔ [g]
55A.1/4X5/16	1/4X5/16	11,0 x 14,0	5,5 x 6,5	172	45
55A.11/32X13/32	11/32X13/32	15,5 x 18,0	7,5 x 8,7	197	80
55A.3/8X7/16	3/8X7/16	16,5 x 18,0	7,5 x 17,0	197	85
55A.7/16X1/2	7/16X1/2	18,0 x 21,0	8,9 x 9,2	217	110
55A.1/2X9/16	1/2X9/16	21,5 x 23,0	9,2 x 9,7	238	145
55A.9/16X5/8	9/16X5/8	22,0 x 23,5	9,2 x 9,7	238	135
55A.5/8X11/16	5/8X11/16	25,7 x 27,0	10,7 x 11,2	258	200
55A.19/32X25/32	19/32x25/32	25,7 x 27,2	10,7 x 11,2	258	195
55A.5/8X3/4	5/8X3/4	25,7 x 27,2	10,7 x 11,2	258	265
55A.11/16X3/4	11/16X3/4	27,0 x 29,7	11,2 x 12,2	290	260

➤	A ["]	B x B1 [mm]	E x E1 [mm]	L [mm]	ΔΔ [g]
55A.3/4X13/16	3/4X13/16	29,0 x 33,0	11,7 x 12,7	296	290
55A.13/16X7/8	13/16X7/8	32,0 x 35,0	12,2 x 13,2	316	365
55A.7/8X15/16	7/8X15/16	33,7 x 36,7	12,2 x 13,2	324	390
55A.15/16X1"	15/16X1"	37,2 x 41,0	12,7 x 14,3	328	470
55A.1"X1"1/16	1"X1"1/16	39,7 x 42,0	13,7 x 14,7	345	475
55A.1"1/16X1"1/8	1"1/16X1"1/8	41,5 x 46,0	14,3 x 15,7	353	575
55A.1"1/8X1"1/4	1"1/8 x 1"1/4	45,3 x 48,7	15,2 x 16,7	360	640

55A - Metric offset-ring wrench sets



NF ISO 1711-1, NF ISO 691, ISO 1711-1, ISO 691, DIN 838, DIN ISO 1711-1, DIN ISO 691

- Presentation: supplied as box, roll or panel sets.

➤	A [mm]	Contents	ΔΔ [kg]
55A.JN6	8x9 - 10x11 - 12x13 - 14x15 - 16x17 - 18x19	Box	0,740
55A.JD8	6x7 - 8x9 - 10x11 - 12x13 - 14x15 - 16x17 - 18x19 - 20x22	Box	1,030
55A.JE8	8x9 - 10x11 - 12x13 - 14x15 - 16x17 - 18x19 - 21x23 - 24 x 26	Box	1,420
55A.JD10	6x7 - 8x9 - 10x11 - 12x13 - 14x15 - 16x17 - 18x19 - 20x22 - 24x27 - 30x32	Box	2,030
55A.JE12	6x7 - 8x9 - 10x11 - 12x13 - 14x15 - 16x17 - 18x19 - 21x23 - 24x26 - 26x28 - 27x29 - 30x32	Box	3,290
55A.JD12	6x7 - 8x9 - 10x11 - 12x13 - 14x15 - 16x17 - 18x19 - 20x22 - 21x23 - 24x26 - 25x28 - 27x32	Box	3,080
55A.JD12A	6x7 - 8x9 - 10x11 - 12x13 - 14x15 - 16x17 - 18x19 - 20x22 - 21x23 - 24x27 - 25x28 - 30x32	Box	3,120

➤	A [mm]	Contents	ΔΔ [kg]
55A.JE14	6x7 - 8x9 - 10x11 - 12x13 - 14x15 - 16x17 - 18x19 - 21x23 - 22x24 - 26x28 - 27x29 - 30x32 - 36x41 - 38x42	Box	6,180
55A.JN6T	8x9 - 10x11 - 12x13 - 14x15 - 16x17 - 18x19	Roll: N.38A-6B	0,830
55A.JD8T	6x7 - 8x9 - 10x11 - 12x13 - 14x15 - 16x17 - 18x19 - 20x22	Roll: N.38A-8B	1,120
55A.JE8T	8 x 9 - 10 x 11 - 12 x 13 - 14 x 15 - 16 x 17 - 18 x 19 - 21 x 23 - 24 x 26	Roll: N.38A-8B	1,510
55A.P14E	6 x 7 - 8 x 9 - 10 x 11 - 12 x 13 - 14 x 15 - 16 x 17 - 18 x 19 - 21 x 23 - 22 x 24 - 26 x 28 - 27 x 29 - 30 x 32 - 36 x 41 - 38 x 42	Panel: PK.1	8,550

55A - Inch offset-ring wrench sets



➤	A ["]	Contents	ΔΔ [kg]
55A.JU6AT	1/4x5/16 - 3/8x7/16 - 1/2x9/16 - 5/8x11/16 - 3/4x13/16 - 7/8x15/16	Roll: N.38A-6B	1,080
55A.JU8T	1/4x5/16 - 11/32x13/32 - 3/8x7/16 - 1/2x9/16 - 5/8x11/16 - 19/32x25/32 - 3/4x13/16 - 7/8x15/16	Roll: N.38A-8B	1,360
55A.JU8AT	1/4x5/16 - 3/8x7/16 - 1/2x9/16 - 2/8x11/16 - 3/4x13/16 - 7/8x15/16 - 1"x1"1/16 - 1"1/8"x1"1/4"	Roll: N.38A-8B	1,220
55A.JU6A	1/4x5/16 - 3/8x7/16 - 1/2x9/16 - 5/8x11/16 - 3/4x13/16 - 7/8x15/16	Box	0,990
55A.JU8	1/4x5/16 - 11/32x13/32 - 3/8x7/16 - 1/2x9/16 - 5/8x11/16 - 19/32x25/32 - 3/4x13/16 - 7/8x15/16	Box	1,270
55A.JU10	1/4x5/16 - 11/32x13/32 - 3/8x7/16 - 1/2x9/16 - 5/8x11/16 - 19/32x25/32 - 3/4x13/16 - 7/8x15/16 - 1"x1"1/16 - 1"1/8"x1"1/4"	Box	2,400

MOD.55 - Metric and inch offset-ring wrenches set in heat formed tray

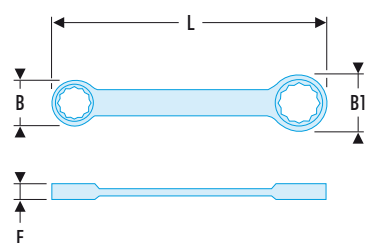


- Compatible with the FACOM modular storage system: compatible with CHRONO, JET, CHRONO XL, CHRONO+, JETXL and JET+ roller cabinets.

➤	A [mm]	A ["]	Contents	ΔΔ [kg]
MOD.55-1	6x7 - 8x9 - 10x11 - 12x13 - 14x15 - 16x17 - 18x19	-	Tray: PL.317A	0,920
MOD.55-2	21x23 - 22x24 - 26x28	-	Tray: PL.318	1,450
MOD.55-3	-	1/4x5/16 - 11/32x13/32 - 3/8x7/16 - 1/2x9/16 - 5/8x11/16 - 19/32x25/32 - 3/4x13/16	Tray: PL.600	1,020

Straight series

59 - Metric straight offset-ring wrenches




NF ISO 10103, NF ISO 1711-1, NF ISO 691, ISO 10103, ISO 1711-1, ISO 691, DIN 837, DIN ISO 1711-1, DIN ISO 691

- Straight offset-ring wrenches: the slim heads and short shank allows to work in dense mechanical assemblies.
- OGV® profile with 12-point ring for powerful tightening while protecting the nut.
- Metric sizes: 6 to 32 mm.
- Presentation: satin chrome finish.

➤	A [mm]	B x B1 [mm]	E [mm]	L [mm]	ΔΔ [g]
59.6X7	6X7	10,8 x 12,0	5,0	120	10
59.8X9	8X9	13,2 x 14,5	5,5	135	16
59.10X11	10X11	15,8 x 17,2	6,4	150	28
59.12X13	12X13	19,8 x 21,2	7,2	165	40
59.14X15	14X15	21,2 x 24,4	7,9	185	50
59.16X17	16X17	24,2 x 26,5	8,5	210	65
59.18X19	18X19	27,0 x 28,6	9,2	225	80
59.21X23	21X23	30,5 x 33,6	9,9	240	130
59.22X24	22X24	32,0 x 35,2	10,6	255	130
59.26X28	26X28	36,5 x 39,2	11,3	270	230
59.27X29	27X29	39,2 x 43,6	12,6	315	270
59.30X32	30X32	45,0 x 48,0	13,8	335	280

59 - Metric straight offset-ring wrenches sets

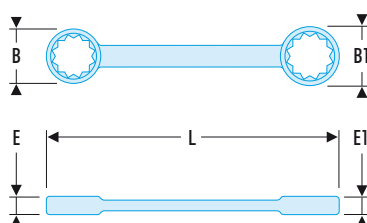


NF ISO 10103, NF ISO 1711-1, NF ISO 691, ISO 10103, ISO 1711-1, ISO 691, DIN 837, DIN ISO 1711-1, DIN ISO 691

- Presentation: supplied as box or roll sets.

➤	A [mm]	Contents	ΔΔ [kg]
59.JN6	8x9 - 10x11 - 12x13 - 14x15 - 16x17 - 18x19	Box	0,280
59.JE12	6x7 - 8x9 - 10x11 - 12x13 - 14x15 - 16x17 - 18x19 - 21x23 - 22x24 - 26x28 - 27x29 - 30x32	Box	1,330
59.JN8T	8x9 - 10x11 - 12x13 - 14x15 - 16x17 - 18x19 - 21x23 - 22x24	Roll: N.38A-8C	0,570

59TX - Straight ring wrenches with Torx® profile



- Straight ring wrenches with Torx® profile: ideal in locations where access in height is limited and/or impossible with a ratchet + socket.
- 30° increment by flipping the wrench thanks to special broaching.
- Torx dimensions: from E6 to E24.
- Presentation: satin chrome finish.

➤	A [mm]	B x B1 [mm]	E x E1 [mm]	L [mm]	ΔΔ [g]
59TX.6X8	E6XE8	9,1 x 11,1	5,2 x 6,3	113	15
59TX.10X12	E10XE12	12,7 x 14,8	7,0 x 8,2	141	35
59TX.14X18	E14XE18	17,3 x 21,8	8,0 x 9,5	181	65
59TX.20X24	E20XE24	24,6 x 28,7	11,0 x 13,5	224	190

59TX.J4 Set of 4 straight ring wrenches with Torx® profile


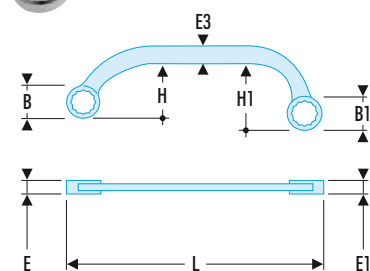



- Straight ring wrenches with Torx® profile: ideal in locations where access in height is limited and/or impossible with a ratchet + socket.
- 30° increment by flipping the wrench thanks to special broaching.
- Set of 4 wrenches: E6xE8 - E10xE12 - E14x18 - E20xE24.
- Presentation: satin chrome finish.
- Weight: 0.315 kg.



Half-moon series

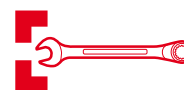
57 - Metric half-moon offset-ring wrenches



NF ISO 3318, NF ISO 1711-1, NF ISO 691, ISO 3318, ISO 1711-1, ISO 691, DIN ISO 1711-1, DIN ISO 691

- Half-moon offset-ring wrenches: the half-moon shape allows to manoeuvre nuts inaccessible with a classical tool.
- OGV® profile with 12-point ring for powerful tightening while protecting the nut.
- Metric sizes: 10 to 22 mm.
- Presentation: satin chrome finish.

➔	A [mm]	B x B1 [mm]	E3 [mm]	E x E1 [mm]	H x H1 [mm]	L [mm]	ΔΔ [g]
57.10X12	10X12	15,2 x 18,0	9,7	6,4 x 6,7	33,0 x 44,2	142	85
57.11X13	11X13	18,2 x 21,1	11,3	7,9 x 8,4	43,8 x 55,3	165	85
57.13X15	13X15	22,0 x 25,0	13,3	8,1 x 9,2	54,5 x 66,0	191	100
57.14X16	14X16	22,0 x 25,0	13,3	8,1 x 9,2	54,5 x 66,0	191	180
57.14X17	14X17	22,0 x 25,0	13,3	8,1 x 9,2	54,5 x 66,0	191	180
57.15X17	15X17	25,2 x 27,8	13,8	9,0 x 10,0	56,0 x 67,2	220	180
57.16X18	16X18	25,2 x 27,8	13,8	9,0 x 10,0	56,0 x 67,2	220	215
57.19X22	19X22	28,2 x 32,2	15,5	9,9 x 11,3	66,5 x 78,5	255	280

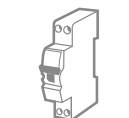


57.JE5 Set of 5 metric half-moon offset-ring wrenches



NF ISO 3318, NF ISO 1711-1, NF ISO 691, ISO 3318, ISO 1711-1, ISO 691, DIN ISO 1711-1, DIN ISO 691

- Half-moon offset-ring wrenches: the half-moon shape allows to manoeuvre nuts inaccessible with a classical tool.
- OGV® profile with 12-point ring for powerful tightening while protecting the nut.
- Set of 5 wrenches: 10 x 12 - 11 x 13 - 14 x 17 - 16 x 18 - 19 x 22 mm.
- Presentation: satin chrome finish.
- Weight: 0.850 kg.



RATCHET RING WRENCHES

SAVE TIME

➔ For ratchet ring wrenches, see p. 187



SERIES 64



SERIES 65



Power series

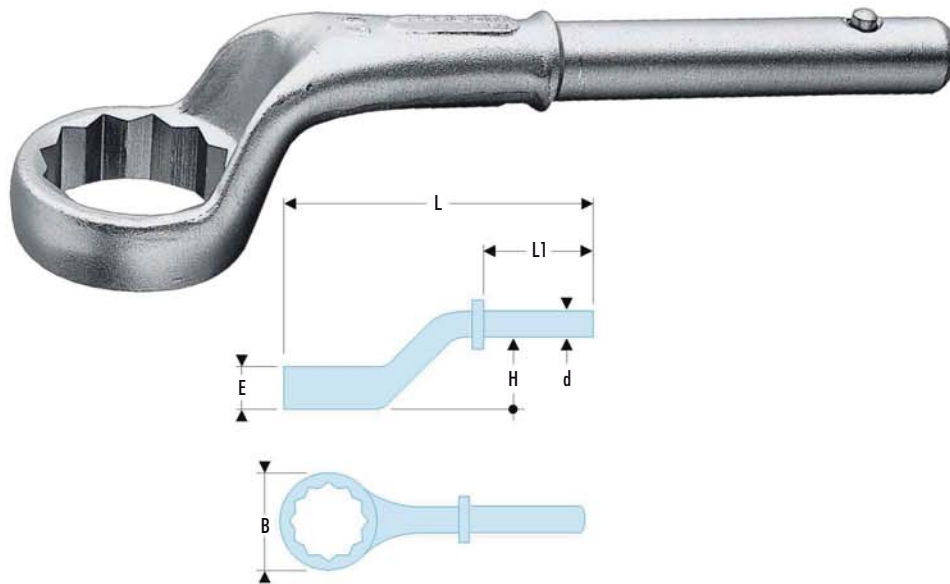
"HEAVY-DUTY" OFFSET RING WRENCHES

For powerful tightening with the extra-long handle

- Recess under the handle to clear fingers or obstacles.
- Ideal for series of fasteners.



54A - Metric "heavy-duty" offset-ring wrenches




<p>54A.24 - 54A.30 54.M1B L2 (54A.24 + 54.M1B) = 555 mm L2 (54A.30 + 54.M1B) = 565 mm</p>	<p>54A.46 - 54A.50 - 54A.55 54.M3B L2 (54A.46 + 54.M3B) = 910 mm L2 (54A.50 + 54.M3B) = 920 mm L2 (54A.55 + 54.M3B) = 925 mm</p>
<p>54A.32 - 54A.36 - 54A.41 54.M2B L2 (54A.32 + 54.M2B) = 730 mm L2 (54A.36 + 54.M2B) = 735 mm L2 (54A.41 + 54.M2B) = 748 mm</p>	<p>54A.60 - 54A.65 - 54A.70 54.M4B L2 (54A.60 + 54.M4B) = 1050 mm L2 (54A.65 + 54.M4B) = 1060 mm L2 (54A.70 + 54.M4B) = 1065 mm</p>

NF ISO 691, ISO 691, DIN ISO 691

- "Heavy-duty" offset-ring wrenches: wrenches for tight (unlocking, thanks to high strength of the polygonal head and long adaptable handle (to be ordered separately).
- Ring offset to clear fingers or obstacles. Ideal for series of nuts.
- Handle to use: 54.M1B for the dimensions 24 and 30 mm; 54.M2B for the dimensions 32 to 41 mm; 54.M3B for the dimensions 46 to 55 mm; 54.M4B for the dimensions 60 to 70 mm.
- Metric sizes: 24 to 70 mm.
- Presentation: satin chrome finish.

	A [mm]	B [mm]	d [mm]	E [mm]	H [mm]	L [mm]	L1 [mm]	ΔΔ [g]
54A.24	24	38,0	18,5	17,0	29,5	180	85	380
54A.30	30	48,0	18,5	18,0	33,5	200	95	550
54A.32	32	49,0	21,5	18,0	34,0	235	116	700
54A.36	36	54,0	21,5	20,0	35,5	245	120	840
54A.41	41	62,0	21,5	22,0	39,5	265	127	1000
54A.46	46	69,0	24,5	23,0	40,0	280	129	1300
54A.50	50	76,0	24,5	25,5	42,5	290	129	1450
54A.55	55	81,0	24,5	28,0	45,5	300	136	1500
54A.60	60	90,0	29,5	30,5	49,0	345	156	2300
54A.65	65	98,0	29,5	33,0	53,0	355	158	2400
54A.70	70	105,0	29,5	35,5	55,0	365	160	2800

54.P9M Metric "heavy-duty" offset-ring wrenches set



NF ISO 691, ISO 691, DIN ISO 691

- Dimensions: 24 - 30 - 32 - 36 - 41 - 46 - 41 - 50 - 55 mm
- Supplied without handle: 54.M1B, 54.M2B, 54.M3B.
- Presentation: on panel.
- Weight: 15.400 kg.

Impact series

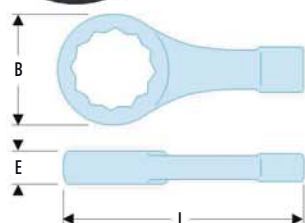
SLOGGING WRENCHES

For loosening on heavy equipment

- For use with a hammer or sledge hammer.



50 - Metric impact offset-ring wrenches

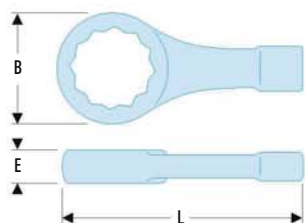


- Impact offset-ring wrenches use with a mallet or air hammer for heavy duty unlocking.
- Wrenches forged in high resilience steel to resist impact.
- Metric sizes: 24 to 120 mm.
- Presentation: burnt.

Part No.	A [mm]	A ["]	B [mm]	E [mm]	L [mm]	ΔΔ [g]
50.24	24	-	50	18	170	550
50.27	27	-	50	18	170	530
50.30	30	-	50	18	170	500
50.32	32	-	62	21	190	880
50.34	34	-	62	21	190	870
50.35	35	-	62	21	190	850
50.36	36	-	62	21	190	820
50.38	38	-	62	21	190	800
50.40	40	-	72	24	209	1450
50.41-1'5/8	41	1'5/8	72	24	209	1420
50.42	42	-	72	24	209	1270
50.43-1'11/16	43	1'11/16	72	24	209	1320
50.44	44	-	72	24	209	1270
50.45	45	-	72	24	209	1280
50.46-1'13/16	46	1'13/16	87,5	24	238	2140
50.47	47	-	87,5	24	238	2150
50.48	48	-	87,5	24	238	2190
50.50	50	-	87,5	24	238	2070
50.52	52	-	87,5	24	238	2030
50.54	54	-	86	25	267	2020
50.55	55	-	86	25	267	2970

Part No.	A [mm]	A ["]	B [mm]	E [mm]	L [mm]	ΔΔ [g]
50.56	56	-	86	25	267	2800
50.57-2'1/4	57	2'1/4	86	25	275	2730
50.58	58	-	86	25	267	2810
50.59	59	-	93	26	283	2730
50.60-2'3/8	60	2'3/8	93	26	275	2760
50.65-2'9/16	65	2'9/16	102	28	275	2550
50.67-2'5/8	67	2'5/8	102	28	275	4350
50.70-2'3/4	70	2'3/4	110	33	275	4220
50.75-2'15/16	75	2'15/16	112	33	275	4070
50.76-3'	76	3'	112	33	275	3960
50.78	78	-	112	33	330	6440
50.80	80	-	126	36	360	6300
50.85	85	-	126	36	363	6040
50.90	90	-	142	40	388	5750
50.95-3'3/4	95	3'3/4	142	40	388	9250
50.100	100	-	155	45	420	8950
50.105-4'1/8	105	4'1/8	155	45	420	8700
50.110	110	-	170	48	450	14630
50.115	115	-	170	48	450	13940
50.120	120	-	182	51	475	13700

50 - Inch impact offset-ring wrenches



- Impact offset-ring wrenches use with a mallet or air hammer for heavy duty unlocking.
- Wrenches forged in high resilience steel to resist impact.
- Dimensions in inches: from 1'5/8 to 4'1/8 mm.
- Presentation: burnt.

Part No.	A [mm]	A ["]	B [mm]	E [mm]	L [mm]	ΔΔ [g]
50.41-1'5/8	41	1'5/8	72	24	209	1420
50.43-1'11/16	43	1'11/16	72	24	209	1320
50.46-1'13/16	46	1'13/16	87,5	24	238	2140
50.57-2'1/4	57	2'1/4	86	25	275	2730
50.60-2'3/8	60	2'3/8	93	26	275	2760
50.65-2'9/16	65	2'9/16	102	28	275	2550
50.67-2'5/8	67	2'5/8	102	28	275	4350
50.70-2'3/4	70	2'3/4	110	33	275	4220
50.75-2'15/16	75	2'15/16	112	33	275	4070
50.76-3'	76	3'	112	33	275	3960
50.95-3'3/4	95	3'3/4	142	40	388	9250
50.105-4'1/8	105	4'1/8	155	45	420	8700



HOLDING HANDLE

FACOM EXCLUSIVE

SLOGGING WRENCH SAFETY HANDLE

Many accidents involve slogging wrenches. A survey led in large industrial sites (petrochemicals, heavy chemicals, cement plants, naval repair, metallurgy, PW and mining operations) show a high percentage of accidents.

FACOM has designed a protection handle for slogging wrenches:

- Fast and easy fitting for easy and stress free use.
- The FACOM handle combines maximum safety and minimum cost: adapts to all traditional slogging wrenches.

The handle allows access with maximum safety for a minimum cost: no need to change all slogging wrenches.

- Moves the operator's hand out of the impact zone.
- Key integral with the safety handle = no risk of wrench falling.
- Hand guard in "soft" material.
- Suited to all models:
 - Facom ring wrenches.
 - Ring wrenches by other manufacturers.
 - Open end wrenches.
- Suited to all opening dimensions from 24 mm to 75 mm.



OTHER SAFETY ADVICE

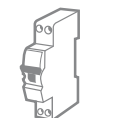
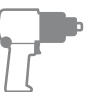
- Wear safety goggles, gloves, shoes, hard hat.



50.SH Safety handle for slogging wrenches



- Safety:
 - The user's hand is outside the impact zone.
 - Hand safety guard in "soft" material.
 - Safety instruction pictograms.
 - Simple and fast execution:
 - Less than 10s to position the wrench on the safety handle.
 - Locking mechanism.
 - Adapts to all sizes from 24 mm to 75 mm.
 - Adapts to all for slogging wrench models.
- Supplied with an additional strap.



IMPACT SOCKETS AND MANUAL IMPACT WRENCHES

➤ FOR IMPACT SOCKETS AND MANUAL IMPACT WRENCHES, SEE P. 339



Standard series

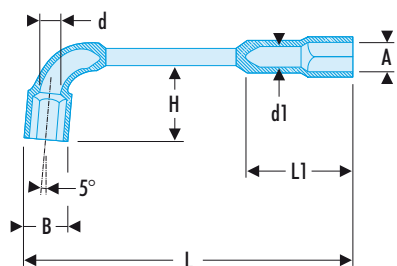
ANGLED OPEN-SOCKET WRENCHES

Specific through-hole and deep recess

- Specific angle and through-hole design: accommodates threaded rods or a bar for extra leverage without affecting wrench strength.
- Deep recess at one end: tightening possible even with protruding studs.
- Ring height allows for maximum strength on "tall" nuts.



75 - Forged metric 6 x 6 point angled open-socket wrenches

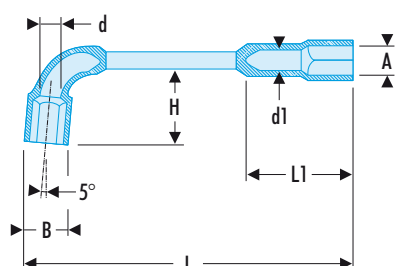


NF ISO 2236, NF ISO 691, ISO 2236, ISO 691, DIN ISO 691

- Angled socket wrenches: wrenches designed for powerful unlocking.
- Short head and long head: 6-point.
- Opening of the short head for passing threaded rods.
- Metric sizes: 6 to 38 mm.
- Presentation: satin chrome finish.

➤	A [mm]	B [mm]	d [mm]	d1 [mm]	H [mm]	L [mm]	L1 [mm]	ΔΔ [g]
75.6	6	10,0	4,5	4,5	15	102	21	30
75.7	7	11,0	4,5	4,5	17	106	22	35
75.8	8	12,5	7,0	6,0	19	114	25	60
75.9	9	13,5	7,0	6,0	20	122	26	65
75.10	10	15,0	8,0	7,0	24	129	28	95
75.11	11	16,5	8,0	7,0	25	136	30	115
75.12	12	18,0	9,0	8,0	28	144	36	155
75.13	13	19,5	9,0	8,0	30	152	38	175
75.14	14	21,0	10,5	9,0	32	160	40	205
75.15	15	22,5	10,5	10,0	34	169	42	230
75.16	16	24,0	13,0	12,0	37	178	46	285
75.17	17	25,5	13,0	12,0	39	187	48	315
75.18	18	26,5	13,0	12,0	40	195	50	365
75.19	19	28,5	15,0	12,0	41	204	51	430
75.20	20	29,5	15,0	13,0	43	212	53	440
75.21	21	30,5	15,0	14,0	46	221	55	490
75.22	22	32,0	15,0	14,0	48	230	57	535
75.23	23	33,5	18,0	15,0	51	240	64	625
75.24	24	34,5	18,0	16,0	54	250	67	660
75.25	25	36,0	20,0	17,0	56	260	69	785
75.26	26	37,0	20,0	17,0	57	270	70	795
75.27	27	38,0	22,0	19,0	58	280	73	950
75.28	28	39,5	22,0	19,0	60	290	75	950
75.29	29	41,0	22,0	19,0	62	300	76	1050
75.30	30	42,0	24,0	21,0	64	310	83	1300
75.31	31	43,5	24,0	22,6	70	320	86	1385
75.32	32	44,5	24,0	22,6	74	330	88	1400
75.33	33	46,0	27,0	24,0	79	340	92	1480
75.34	34	47,0	27,0	24,0	80	350	95	1550
75.35	35	48,5	27,0	24,0	81	360	96	1630
75.36	36	49,5	27,0	24,0	82	370	97	1700
75.38	38	52,0	28,0	25,0	85	390	99	2080

75 - Forged inch 6 x 6 point angled open-socket wrenches



- Angled socket wrenches: wrenches designed for powerful unlocking.
- Short head and long head: 6-point.
- Opening of the short head for passing threaded rods.
- Dimensions in inches: from 1/4" to 1".
- Presentation: satin chrome finish.

➤	A ["]	B [mm]	d [mm]	d1 [mm]	H [mm]	L [mm]	L1 [mm]	ΔΔ [g]
75.1/4	1/4	10,0	4,5	4,5	15	102	21	30
75.5/16	5/16	12,5	7,0	6,0	19	114	25	60
75.3/8	3/8	15,0	8,0	7,0	24	129	28	95
75.7/16	7/16	16,5	8,0	7,0	25	136	30	115
75.1/2	1/2	19,5	9,0	8,0	30	152	38	175
75.9/16	9/16	22,5	10,5	10,0	34	169	42	230
75.5/8	5/8	24,0	13,0	12,0	37	178	46	285
75.11/16	11/16	26,5	13,0	12,0	40	195	50	365
75.3/4	3/4	28,5	15,0	12,0	41	204	51	430
75.13/16	13/16	30,5	15,0	14,0	46	221	55	490
75.7/8	7/8	33,5	18,0	15,0	51	240	64	625
75.15/16	15/16	34,5	18,0	16,0	54	250	67	660
75.1'	1"	37,0	20,0	17,0	57	270	70	795

75 - Metric and inch angled socket wrench sets



NF ISO 2236, NF ISO 691, ISO 2236, ISO 691, DIN ISO 691

- Presentation: supplied as box or panel sets.

➤	A [mm]	A ["]	Contents	ΔΔ [kg]
75.JN8	8 - 10 - 11 - 13 - 17 - 19 - 22 - 24	-	Box	2,370
75.JN10	8 - 10 - 11 - 12 - 13 - 14 - 16 - 17 - 18 - 19	-	Box	2,160
75.J12	7 - 8 - 10 - 11 - 12 - 13 - 16 - 17 - 18 - 19 - 22 - 24	-	Box	3,390
75.JE16	8 - 9 - 10 - 11 - 12 - 13 - 14 - 15 - 16 - 17 - 18 - 19 - 21 - 22 - 23 - 24	-	Box	4,700
75.P22M	8 - 9 - 10 - 11 - 12 - 13 - 14 - 15 - 16 - 17 - 18 - 19 - 21 - 22 - 23 - 24 - 26 - 27 - 28 - 29 - 30 - 32	-	Panel: PK.1	13,340
75.JU10	-	5/16 - 3/8 - 7/16 - 1/2 - 9/16 - 5/8 - 11/16 - 3/4 - 13/16 - 7/8	Box	2,760

Metric angled socket wrench sets in heat formed tray



- Compatible with the FACOM modular storage system: compatible with CHRONO, JET, CHRONO XL, CHRONO+, JETXL and JET+ roller cabinets.

➤	A [mm]	Contents	ΔΔ [kg]
MOD.75-1	8 - 10 - 11 - 12 - 13 - 14 - 16 - 17 - 18 - 19	Tray: PL.625	2,500



Angled socket wrenches

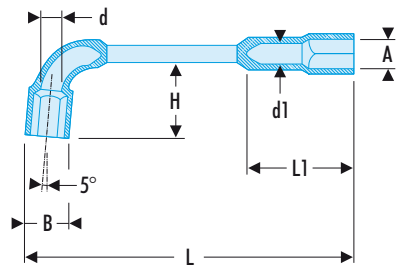
Metric angled socket wrench sets in foam tray



- Compatible with the FACOM modular storage system: compatible with CHRONO XL, CHRONO+, JETXL and JET+ roller cabinets.

➤	A [mm]	Contents	ΔΔ [kg]
MODM.75	7 - 8 - 9 - 10 - 11 - 12 - 13 - 14 - 15 - 16 - 17 - 18 - 19	Tray: PM.MOD75	2,690

76 - Forged metric 12 x 6 point angled open-socket wrenches



NF ISO 2236, NF ISO 691, ISO 2236, ISO 691, DIN ISO 691

- Angled socket wrenches: wrenches designed for powerful unlocking.
- 12-point short head for 30° increment and 6-point long head.
- Opening of the short head for passing threaded rods.
- Metric sizes: 6 to 38 mm.
- Presentation: satin chrome finish.

➤	A [mm]	B [mm]	d [mm]	d1 [mm]	H [mm]	L [mm]	L1 [mm]	ΔΔ [g]
76.6	6	10,0	4,5	4,5	16	102	21	30
76.7	7	11,0	4,5	4,5	17	106	22	35
76.8	8	12,5	7,0	6,0	19	114	25	60
76.9	9	13,5	7,0	6,0	20	122	26	65
76.10	10	15,0	8,0	7,0	24	129	28	95
76.11	11	16,5	8,0	7,0	25	136	30	115
76.12	12	18,0	9,0	8,0	28	144	36	155
76.13	13	19,5	9,0	8,0	30	152	38	175
76.14	14	21,0	10,5	9,0	32	160	40	205
76.15	15	22,5	10,5	10,0	34	169	42	230
76.16	16	24,0	13,0	12,0	37	178	46	285
76.17	17	25,5	13,0	12,0	39	187	48	315
76.18	18	26,5	13,0	12,0	40	195	50	365
76.19	19	28,5	15,0	12,0	41	204	51	430
76.20	20	29,5	15,0	13,0	43	212	53	440
76.21	21	30,5	15,0	14,0	46	221	55	490
76.22	22	32,0	15,0	14,0	48	230	57	535
76.23	23	33,5	18,0	15,0	51	240	64	625
76.24	24	34,5	18,0	16,0	54	250	67	660
76.25	25	36,0	20,0	17,0	56	260	69	785
76.26	26	37,0	20,0	17,0	57	270	70	795
76.27	27	38,0	22,0	19,0	58	280	73	950
76.28	28	39,5	22,0	19,0	60	290	75	950
76.29	29	41,0	22,0	19,0	62	300	76	1050
76.30	30	42,0	24,0	21,0	64	310	83	1300
76.31	31	43,5	24,0	22,6	70	320	86	1385
76.32	32	44,5	24,0	22,6	74	330	88	1400
76.33	33	46,0	27,0	24,0	79	340	92	1480
76.34	34	47,0	27,0	24,0	80	350	95	1550
76.35	35	48,5	27,0	24,0	81	360	96	1630
76.36	36	49,5	27,0	24,0	82	370	97	1700
76.38	38	52,0	28,0	25,0	85	390	99	2080

76 - Metric angled socket wrench sets



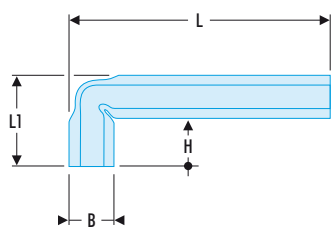
NF ISO 2236, NF ISO 691, ISO 2236, ISO 691, DIN ISO 691

- Presentation: supplied as box or panel sets.

➤	A [mm]	Contents	ΔΔ [kg]
76.JN8	8 - 10 - 11 - 13 - 17 - 19 - 22 - 24	Box	2,370
76.JN10	8 - 10 - 11 - 12 - 13 - 14 - 16 - 17 - 18 - 19	Box	2,160
76.JE16	8 - 9 - 10 - 11 - 12 - 13 - 14 - 15 - 16 - 17 - 18 - 19 - 21 - 22 - 23 - 24	Box	4,700
76.P22M	8 - 9 - 10 - 11 - 12 - 13 - 14 - 15 - 16 - 17 - 18 - 19 - 21 - 22 - 23 - 24 - 26 - 27 - 28 - 29 - 30 - 32	Panel: PK.1	13,340

Box series

92A - Metric angled box wrenches



NF ISO 2236, NF ISO 691, ISO 2236, ISO 691, DIN ISO 691

- Angled box wrenches: allows to work on long threaded rods.
- Passage hole allowing to use shanks: 160A.
- Shank to use: 160A.1 for the dimensions 4 to 23 mm; 160A.2 for the dimensions 24 to 32 mm.
- Metric sizes: 4 to 32 mm.
- Presentation: satin chrome finish.

➤	A [mm]	B [mm]	H [mm]	L [mm]	L1 [mm]	ΔΔ [g]
92A.4	4	8,5	16,5	95	23,5	20
92A.5	5	9,5	16,0	95	23,5	20
92A.5,5	5,5	10,0	17,5	95	25,0	25
92A.6	6	10,5	17,5	100	26,5	30
92A.7	7	11,5	19,5	100	28,5	30
92A.8	8	13,0	20,5	109	31,5	45
92A.9	9	14,5	22,0	109	33,0	50
92A.10	10	16,0	23,0	118	36,5	65
92A.11	11	17,0	23,0	118	36,5	70
92A.12	12	19,0	27,0	127	43,0	100
92A.13	13	20,5	27,0	127	43,0	110
92A.14	14	21,5	31,0	136	49,0	155
92A.15	15	22,5	31,0	136	49,0	160
92A.16	16	24,0	35,0	145	55,0	190
92A.17	17	26,0	35,0	145	55,0	200
92A.18	18	27,5	39,0	154	61,0	225
92A.19	19	28,5	39,0	154	61,0	230
92A.20	20	29,5	41,5	163	66,5	320
92A.21	21	31,0	42,5	163	67,5	325
92A.22	22	32,0	42,5	172	68,0	350
92A.23	23	33,0	46,5	165	72,5	390
92A.24	24	34,5	45,5	175	74,5	415
92A.27	27	38,5	49,0	184	81,0	520
92A.30	30	42,5	53,5	195	86,5	640
92A.32	32	45,0	57,0	200	93,0	785

92A - Metric angled box wrenches sets



NF ISO 2236, NF ISO 691, ISO 2236, ISO 691, DIN ISO 691


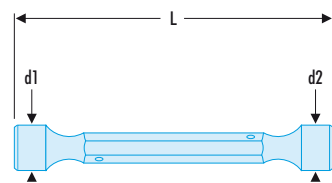
- Presentation: supplied as box or rack.

➤	A [mm]	Contents	ΔΔ [kg]
92A.JE8	8 - 10 - 11 - 13 - 17 - 19 - 22 - 24	Box	1,490
92A.P8M	8 - 10 - 11 - 13 - 17 - 19 - 22 - 24	Rack: CKS.96	1,880
92A.P16M	8 - 9 - 10 - 11 - 12 - 13 - 14 - 15 - 16 - 17 - 18 - 19 - 21 - 22 - 23 - 24	Rack: CKS.39A	4,050



Socket series

97 - Metric forged double socket wrenches



NF ISO 2236, NF ISO 691, ISO 2236, ISO 691, DIN 896, DIN ISO 691

- Double socket wrenches: full opening of the wrench allows passage of very long threaded rods.
- The forged hexagonal body allows tightening with a wrench.
- Passage hole allowing to use shanks: 160A.
- Shank to use: 160A.1 for the dimensions 6x7 à 21x23 mm; 160A.2 for the dimensions 24x26 to 30x32 mm.
- 6-point heads.
- 2 dimensions per wrench.
- Metric sizes: 6 to 32 mm.
- Presentation: satin chrome finish.

➤	A [mm]	d [mm]	d1 [mm]	d2 [mm]	d2 [mm]	L [mm]	ΔΔ [g]
97.6X7	6x7	4,0	9,5	10,7	10,7	110	35
97.8X9	8x9	4,0	12,5	14,0	14,0	120	50
97.10X11	10x11	6,0	15,0	16,0	16,0	130	65
97.12X13	12x13	6,0	17,5	19,0	19,0	140	110
97.14X15	14x15	6,5	20,0	21,5	21,5	150	140
97.16X17	16x17	8,2	22,7	24,0	24,0	160	190
97.18X19	18x19	8,2	25,2	26,5	26,5	170	240
97.20X22	20x22	10,2	27,7	30,2	30,2	180	260
97.21X23	21x23	10,2	29,0	31,2	31,2	185	295
97.24X26	24x26	12,5	33,0	35,5	35,5	190	415
97.25X28	25x28	12,5	34,5	38,0	38,0	195	440
97.27X29	27x29	12,5	37,0	39,5	39,5	200	505
97.30X32	30x32	12,5	40,5	43,0	43,0	200	630

Metric double-ended forged socket wrench sets



NF ISO 2236, NF ISO 691, ISO 2236, ISO 691, DIN 896, DIN ISO 691

- Presentation: in box.

➤	A [mm]	Contents	ΔΔ [kg]
97.JE6	8x9 - 10x11 - 12x13 - 14x15 - 16x17 - 18x19	Box	0,770

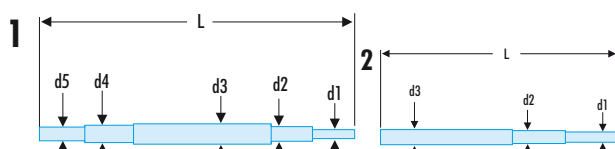
Metric angled socket wrench set in heat formed tray



- Compatible with the FACOM modular storage system: compatible with CHRONO, JET, CHRONO XL, CHRONO+, JETXL and JET+ roller cabinets.

➤	A [mm]	Contents	ΔΔ [g]
MOD.97	8x9 - 10x11 - 12x13 - 14x15 - 16x17 - 18x19	Tray: PL.359	900

160A - Bars for wrenches 91A, 92A and 97



- For 160A.1: Form 1.
- For 160A.2: Form 2.
- Presentation: satin chrome finish.

➤	d1 [mm]	d2 [mm]	d2 [mm]	d3 [mm]	d4 [mm]	d5 [mm]	L [mm]	ΔΔ [g]
160A.1	3,80	5,25	5,25	9	7,4	6,25	220	80
160A.2	10,75	12,25	12,25	13	-	-	300	280

Tee handle series

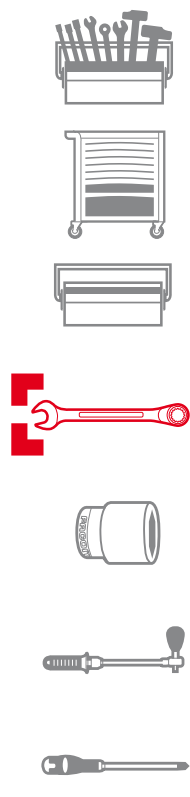
SOCKET WRENCHES WITH SCREWDRIVER HANDLE

SOCKET WRENCHES WITH SCREWDRIVER HANDLE

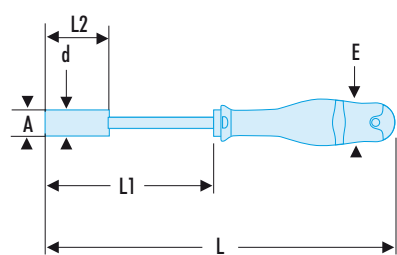

- Forged body for maximum strength.
- Hollow body allows insertion over long threaded rods.

PROTWIST® handle

- Natural grip and excellent ergonomics.
- Fast and effective approach.
- Comfortable force tightening.
- High torque application with lesser effort.
- Resistance to loads, impacts, abrasion and chemicals.



74A - Forged socket wrenches with metric screwdriver handle

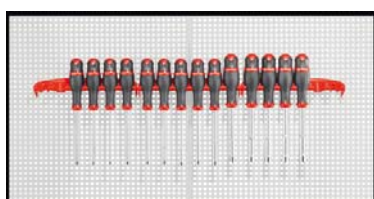


NF ISO 2236, NF ISO 691, ISO 2236, ISO 691, DIN 3125, DIN ISO 691

- Socket wrenches with screwdriver handle ideal for screws with limited access in height or precision mechanics.
- Protwist screwdriver handle for optimum comfort even for powerful unlocking.
- 6-point socket with deep opening for long threads.
- Forged body for maximum strength.
- Metric sizes: 3.2 to 14 mm.
- Presentation: satin chrome finish.

➤	A [mm]	d [mm]	E [mm]	L [mm]	L1 [mm]	L2 [mm] L3 [mm]	ΔΔ [g]
74A.3,2	3,2	6,0	36	245	125	20	110
74A.4	4,0	7,0	36	245	125	20	115
74A.4,5	4,5	7,5	36	245	125	25	120
74A.5	5,0	8,0	36	245	125	25	120
74A.5,5	5,5	8,0	36	245	125	30	120
74A.6	6,0	9,5	36	245	125	35	125
74A.7	7,0	9,5	36	245	125	35	130
74A.8	8,0	12,0	36	245	125	50	155
74A.9	9,0	12,0	36	245	125	50	160
74A.10	10,0	14,5	40	250	125	50	200
74A.11	11,0	16,0	40	250	125	50	210
74A.12	12,0	17,0	40	250	125	50	210
74A.13	13,0	18,5	40	250	125	55	250
74A.14	14,0	20,0	40	250	125	55	255

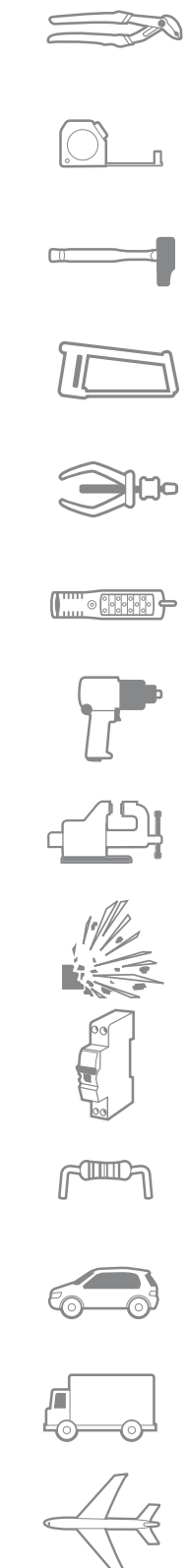
74A - Forged socket wrenches set with metric screwdriver handle



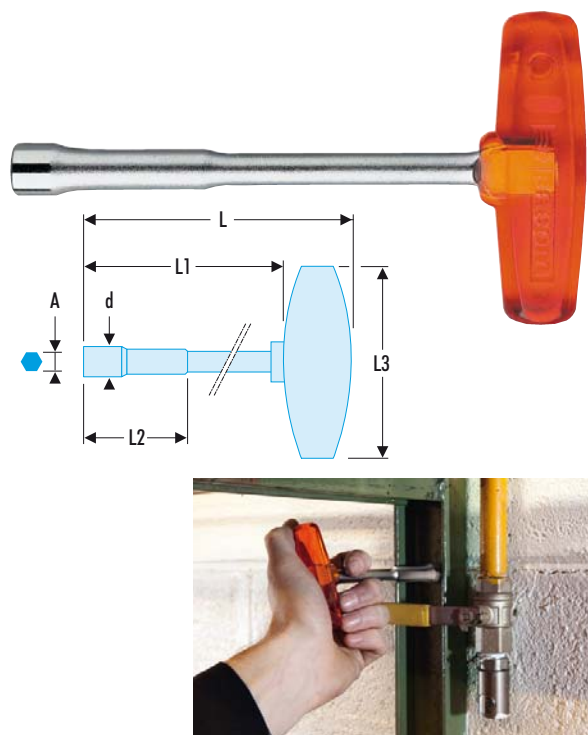
NF ISO 2236, NF ISO 691, ISO 2236, ISO 691, DIN 3125, DIN ISO 691

- Presentation: supplied as plastic rack or in roll.

➤	A [mm]	Contents	ΔΔ [kg]
74A.JL9	3,2 - 4 - 5 - 5,5 - 6 - 7 - 8 - 9 - 10	Roll: N.38A-10D	1,000
74A.JL14	3,2 - 4 - 4,5 - 5 - 5,5 - 6 - 7 - 8 - 9 - 10 - 11 - 12 - 13 - 14	Roll: N.38A-14A	1,690
74A.P14E	3,2 - 4 - 4,5 - 5 - 5,5 - 6 - 7 - 8 - 9 - 10 - 11 - 12 - 13 - 14	Rack: 3 x CKS.08	1,810



74T - Forged socket wrenches with metric tee handle

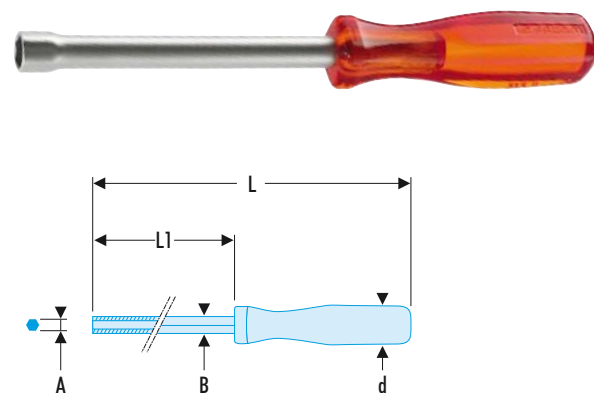


NF ISO 691, ISO 691, DIN ISO 691

- Socket wrenches with Tee handle: allows to apply more power upon unlocking.
- 6-point socket with deep opening for long threads.
- Forged body for maximum strength.
- Metric sizes: 5 to 14 mm.
- Presentation: satin chrome finish.

➤	A [mm]	d [mm]	L [mm]	L1 [mm]	L2 [mm]	L3 [mm]	ΔΔ [g]
74T.5	5	8	160	130	25	85	80
74T.5,5	5,5	9	160	130	30	85	85
74T.6	6	9	160	130	35	85	100
74T.7	7	11	160	130	35	85	115
74T.8	8	12	160	130	50	85	120
74T.9	9	13	160	130	50	85	120
74T.10	10	14	160	130	50	85	125
74T.11	11	16	160	130	50	85	130
74T.12	12	18	160	130	50	85	135
74T.13	13	19	160	130	55	85	135
74T.14	14	20	160	130	55	85	140

94A - Wrenches engaged in tube with metric screwdriver handle



- Wrenches engaged in tube with screwdriver handle: ideal for screws with limited access in height or precision mechanics.
- Tube body to allow unlocking on very long threaded rods.
- Metric sizes: 3.2 to 14 mm.
- Presentation: satin chrome finish.

➤	A [mm]	B [mm]	d [mm]	L [mm]	L1 [mm]	ΔΔ [g]
94A.3,2	3,2	7	25	225	125	70
94A.4	4	7	25	225	125	75
94A.5	5	7	25	225	125	80
94A.5,5	5,5	7	25	225	125	100
94A.6	6	9	28	235	125	110
94A.7	7	9	28	235	125	125
94A.8	8	11	28	235	125	150
94A.9	9	11	28	235	125	160
94A.10	10	13	32	245	125	165
94A.11	11	13	32	245	125	245
94A.12	12	16	39	260	125	260
94A.13	13	16	39	260	125	275
94A.14	14	18	39	260	125	280

94A - Sets of wrenches engaged on metric tube

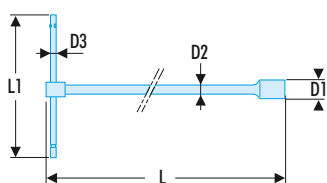


NF ISO 2236, NF ISO 691, ISO 2236, ISO 691, DIN 3125, DIN ISO 691

- Presentation: supplied in roll.

➤	A [mm]	Contents	ΔΔ [kg]
94A.JL9	3,2 - 4 - 5 - 5,5 - 6 - 7 - 8 - 9 - 10	Roll: N-38A-10D	1,150
94A.JE13T	3,2 - 4 - 5 - 5,5 - 6 - 7 - 8 - 9 - 10 - 11 - 12 - 13 - 14	Roll: N-38A-14D	2,050

98B - Tee socket wrenches with metric slide handle



NF ISO 2236, NF ISO 1711-1, NF ISO 691, ISO 2236, ISO 1711-1, ISO 691, DIN ISO 1711-1, DIN ISO 691


- Socket wrenches with sliding tee handle: ideal for unlocking requiring access or fast execution.
- Sliding control handle with groove:
 - the middle position locking groove allows for rapid approach by rotation between the fingers: "rolling effect".
 - the rod in the extreme position allows a "lever arm" use for powerful unlocking or for clearance in confined locations.
- Metric sizes: 6 - 8 - 10 - 12 - 13 - 14 - 17 mm.
- Presentation: satin chrome finish.

➤	A [mm]	d1 [mm]	d2 [mm]	d3 [mm]	L [mm]	L1 [mm]	ΔΔ [g]
98B.6	6	9,80	7	7	215	165	130
98B.8	8	12,50	7	7	235	165	160
98B.10	10	15,00	8	8	260	175	245
98B.12	12	17,60	9	9	260	180	305
98B.13	13	19,25	9	9	260	180	310
98B.14	14	20,50	10	10	260	200	380
98B.17	17	24,00	11	11	285	220	505



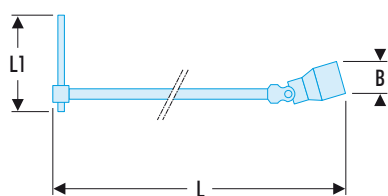
6-POINT "T" FAST KEYS

➤ FOR 6-POINT FAST "T" KEYS, SEE P. 433



Universal joint series

99C - Universal joint tee socket wrenches with metric slide handle



NF ISO 2236, NF ISO 691, ISO 2236, ISO 691, DIN 896, DIN ISO 691

- Universal joint tee handle socket wrenches: the universal joint allows a working angle allowing better access.
- The socket is held in position thanks spring locking.
- Metric sizes: 6 to 19 mm.
- Presentation: satin chrome and polished chrome for the socket.

➤	A [mm]	B [mm]	L [mm]	L1 [mm]	ΔΔ [g]
99C.6	6	10,3	399	165	225
99C.7	7	10,3	399	165	225
99C.8	8	12,6	399	165	225
99C.9	9	13,8	399	175	225
99C.10	10	15,0	431	175	325
99C.11	11	16,5	431	175	325
99C.12	12	17,5	434	175	335
99C.13	13	19,0	466	175	415
99C.14	14	20,5	466	175	430
99C.15	15	21,7	498	180	545
99C.16	16	23,0	499	180	560
99C.17	17	24,0	499	180	560
99C.18	18	24,7	501	180	570
99C.19	19	26,0	523	220	860

99C - Universal joint tee socket wrenches set with metric slide handle



NF ISO 2236, NF ISO 691, ISO 2236, ISO 691, DIN 896, DIN ISO 691

- Presentation: supplied as box or panel sets.

➤	A [mm]	Contents	ΔΔ [kg]
99C.JE8	8 - 9 - 10 - 11 - 12 - 13 - 14 - 17	Box	2,840
99C.JE12	7 - 8 - 9 - 10 - 11 - 12 - 13 - 14 - 16 - 17 - 18 - 19	Box	4,550
99C.P12E	7 - 8 - 9 - 10 - 11 - 12 - 13 - 14 - 16 - 17 - 18 - 19	Panel: PK.1	6,850

Metric universal joint tee socket wrench set in heat formed tray



- Compatible with the FACOM modular storage system: compatible with CHRONO, JET, CHRONO XL, CHRONO+, JETXL and JET+ roller cabinets.

FACOM	A [mm]	Contents	ΔΔ [kg]
MOD.99B	7 - 8 - 10 - 11 - 13 - 17 - 19	Tray: PL.304	4,010

Metric universal joint tee socket wrench set in foam tray

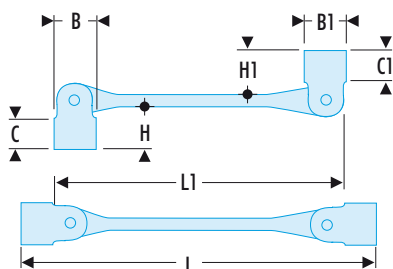


- Compatible with the FACOM modular storage system: compatible with CHRONO, JET, CHRONO XL, CHRONO+, JETXL and JET+ roller cabinets.

FACOM	A [mm]	Contents	ΔΔ [kg]
MODM.99B	7 - 8 - 10 - 11 - 13 - 17 - 19	Tray: PM.MOD99B	3,500

Hinged series


66A - Metric hinged combination wrenches



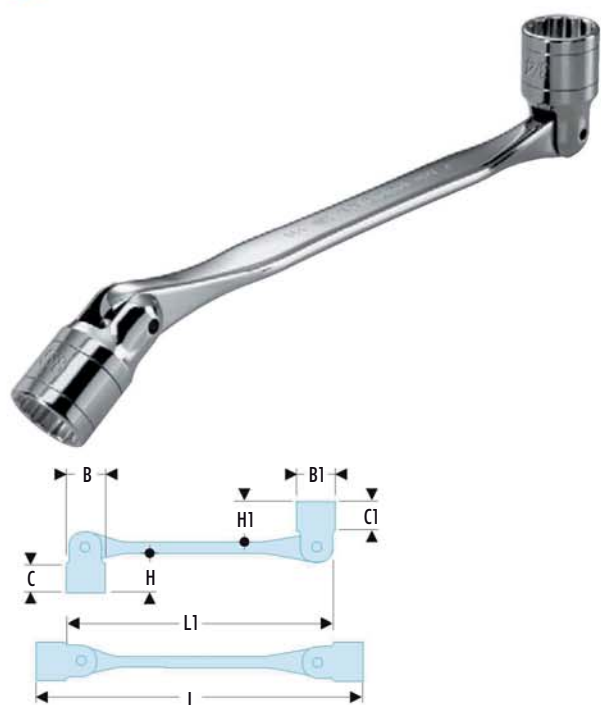
NF ISO 1711-1, NF ISO 691, ISO 1711-1, ISO 691, DIN ISO 1711-1, DIN ISO 691

- Hinged socket wrenches: the socket can be turned by 180° for maximum access.
- The socket is held in position tanks spring locking.
- OGV® profile with 12-point ring for powerful tightening while protecting the nut.
- Metric sizes: 6 to 32 mm.
- Presentation: satin chrome finish.

FACOM	A [mm]	B x B1 [mm]	C x C1 [mm]	H x H1 [mm]	L [mm]	L1 [mm]	ΔΔ [g]
66A.6X7	6x7	10,3 x 11,5	15 x 15	23,0 x 23,0	188,5	156	95
66A.8X9	8x9	12,6 x 13,85	15 x 15	23,0 x 23,0	188,5	156	100
66A.10X11	10x11	15,0 x 16,5	18 x 18	26,0 x 26,0	194,5	156	105
66A.10X13	10x13	15,0 x 19,0	21 x 21	31,0 x 31,0	233,5	189,5	190
66A.12X13	12x13	17,5 x 19,0	21 x 21	31,0 x 31,0	233,5	189,5	195
66A.14X15	14x15	20,5 x 21,75	23 x 23	33,0 x 33,0	237,5	231	215
66A.16X17	16x17	23,0 x 24,0	23 x 23	35,0 x 35,0	280,0	231	325
66A.16X18	16x18	23,0 x 24,7	23 x 24	35,0 x 36,0	281,0	231	330
66A.18X19	18x19	24,7 x 26,0	24 x 28	36,0 x 40,0	286,0	231	345
66A.20X22	20x22	27,3 x 30,5	28 x 28	41,5 x 41,5	329,0	270	515
66A.21X23	21x23	28,6 x 31,5	28 x 30	41,5 x 43,5	331,0	270	535
66A.24X27	24x27	33,0 x 36,7	33 x 33	50,5 x 50,5	381,0	312	1020
66A.30X32	30x32	40,5 x 43,0	36 x 36	53,5 x 53,5	387,0	312	1100



66A - Inch hinged combination wrenches



NF ISO 1711-1, NF ISO 691, ISO 1711-1, ISO 691, DIN ISO 1711-1, DIN ISO 691

- Hinged socket wrenches: the socket can be turned by 180° for maximum access.
- The socket is held in position thanks spring locking.
- OGV® profile with 12-point ring for powerful tightening while protecting the nut.
- Dimensions in inches: from 3/8" to 3/4".
- Presentation: satin chrome finish.

	A ["]	B x B1 [mm]	C x C1 [mm]	H x H1 [mm]	L [mm]	L1 [mm]	ΔΔ [g]
66A.3/8X7/16	3/8x7/16	15,0 x 16,5	18 x 18	26 x 26	164,5	156	105
66A.1/2X9/16	1/2x9/16	19,0 x 20,5	21 x 23	31 x 33	235,5	189,5	215
66A.5/8X11/16	5/8x11/16	23,0 x 24,7	23 x 24	35 x 36	281,0	231	335
66A.5/8X3/4	5/8x3/4	23,0 x 26,0	23 x 28	35 x 40	285,0	231	340

66A - Metric and inch wrench sets



NF ISO 1711-1, NF ISO 691, ISO 1711-1, ISO 691, DIN ISO 1711-1, DIN ISO 691

- Presentation: supplied as box or roll sets.

	A [mm]	A ["]	Contents	ΔΔ [kg]
66A.JE6	8x9 - 10x11 - 12x13 - 14x15 - 16x17 - 18x19	-	Box	1,300
66A.JE9	6x7 - 8x9 - 10x11 - 12x13 - 14x15 - 16x17 - 18x19 - 20x22 - 21x23	-	Box	2,450
66A.JE9T	6x7 - 8x9 - 10x11 - 12x13 - 14x15 - 16x17 - 18x19 - 20x22 - 21x23	-	Roll: N.38A-9B	2,550
66A.JE6T	8x9 - 10x11 - 12x13 - 14x15 - 16x17 - 18x19	-	Roll: N.38A-6B	1,150
66A.JU3	-	-	3/8x7/16 - 1/2x9/16 - 5/8x3/4	0,670

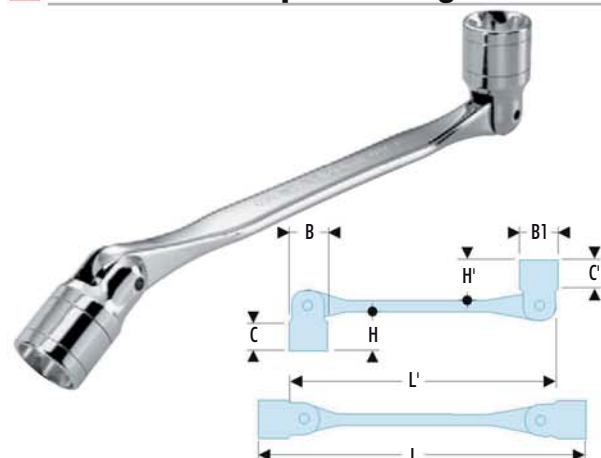
MOD.66A - Metric hinged ratchet socket wrench sets in heat formed tray



- Compatible with the FACOM modular storage system: compatible with CHRONO, JET, CHRONO XL, CHRONO+, JETXL and JET+ roller cabinets.

	A [mm]	Contents	ΔΔ [g]
MOD.66A-1	6x7 - 8x9 - 10x11 - 12x13 - 14x15 - 16x17	Tray: PL.319A	940
MOD.66A-2	18x19 - 20x22 - 21x23	Tray: PL.320	1600

66TX - TORX® profile hinged socket wrenches



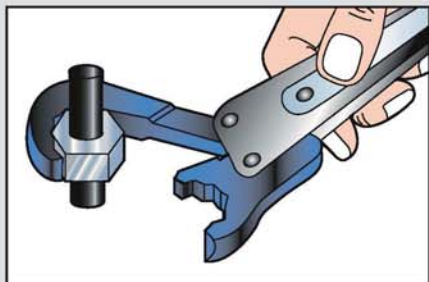
- Hinged socket wrenches: the socket can be turned by 180° for maximum access.
- The socket is held in position thanks spring locking.
- Torx dimensions: from E6 to E24.
- Presentation: satin chrome finish.

	A [mm]	B x B1 [mm]	C x C1 [mm]	H x H1 [mm]	L [mm]	L1 [mm]	ΔΔ [g]
66TX.6X8	6x8	8,0 x 10,0	5,0 x 7,0	22 x 22	186	156	85
66TX.10X12	10x12	13,0 x 15,0	7,5 x 8,0	27 x 27	224,5	189,5	175
66TX.14X18	14x18	17,0 x 20,5	10,0 x 12,0	32 x 34	274	231	330
66TX.20X24	20x24	23,5 x 28,0	13,0 x 18,0	38 x 42	323	270	530

Ratchet series

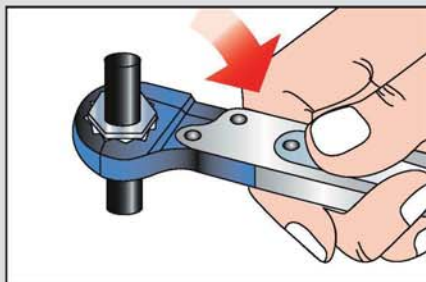
RATCHET FLARE-NUT WRENCHES

RATCHET EFFECT AND ACCESSIBILITY!

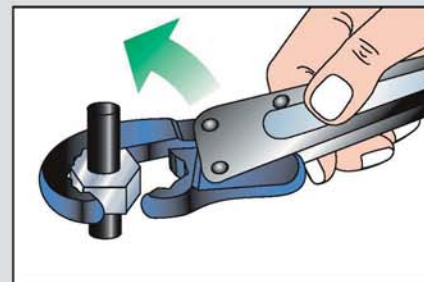


- Positioning is straight forward, even with little clearance around the pipe.

- Fast tools for pipe unions in a variety of applications such as automotive, construction, air conditioning, refrigeration, aerospace and plumbing, etc.

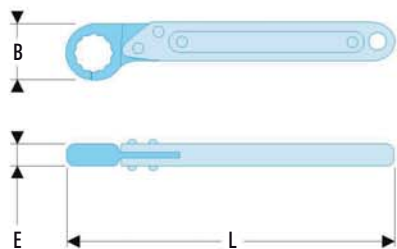


- Torque is applied over all six flats for optimum drive.



- Ratchet action without wrench removal: completes work five times faster than with a conventional tool.

70A - Straight flare-nut wrenches with metric web



- Flare nut ratchets: the wrench opens to pass around the pipe and closes down on the nut for optimum grip. The special shape of the wrench allows for a ratchet effect.
- Fast tightening on all piping in automotive, trucking, public works, compressors, refrigeration, aeronautics, sanitation.
- 6-point head: 7 to 10 mm - 12-point head: 11 to 32 mm.
- Hanging hole at end of handle: wrenches stored on panel or hung to avoid loss or fall.
- Metric sizes: 7 to 32 mm.
- Presentation: satin chrome handle / burnished head.

FACOM	A [mm]	B [mm]	E [mm]	L [mm]	ΔΔ [g]
70A.7	7	24,6	7,0	139,5	90
70A.8	8	24,6	7,0	139,5	90
70A.9	9	24,6	7,0	139,5	90
70A.10	10	24,6	7,0	139,5	90
70A.11	11	25,4	7,2	141,0	90
70A.12	12	27,5	7,2	141,0	85
70A.13	13	27,5	7,2	141,0	90
70A.14	14	35,7	10,0	191,0	180
70A.16	16	35,7	10,0	191,0	175
70A.17	17	35,7	10,0	191,0	175
70A.18	18	35,7	10,0	191,0	170
70A.19	19	37,0	10,0	191,0	160
70A.22	22	40,7	13,0	233,0	295
70A.24	24	43,2	13,0	235,0	300
70A.27	27	55,5	14,1	325,0	605
70A.30	30	56,4	15,9	325,0	615
70A.32	32	58,5	15,9	325,0	625



70A - Metric ratchet flare-nut wrenches sets

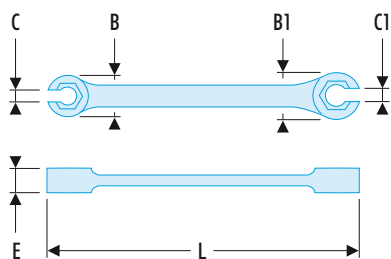


- Presentation: supplied as box or roll sets.

➤	A [mm]	Contents	ΔΔ [kg]
70A.JN6	8 - 10 - 11 - 13 - 17 - 19	Box	0,560
70A.JE7T	7 - 8 - 9 - 10 - 11 - 12 - 13	Roll: N.38A-7B	0,550
70A.JE5T	14 - 16 - 17 - 18 - 19	Roll: N.38A-5A	0,720

Standard series

43 - Straight flare-nut wrenches with metric web



- Flare nut wrenches with web: the head is reinforced by toile allowing for powerful unlocking. Examples: brake hoses, injector nut.
- The toile also holds the wrench on the nut.
- Short handle for better handling.
- Metric sizes: 7 to 19 mm.
- Presentation: satin chrome finish.

➤	A [mm]	B x B1 [mm]	E [mm]	L [mm]	ΔΔ [g]
43.7X9	7X9	15,6 x 18,3	10,0	124	40
43.8X10	8X10	16,6 x 19,1	10,0	124	40
43.10X11	10X11	19,1 x 20,0	10,0	124	45
43.11X13	11X13	20,0 x 22,9	11,5	143	65
43.12X14	12X14	22,3 x 24,6	11,5	143	70
43.17X19	17X19	28,3 x 31,4	13,0	162	100

Straight flare-nut wrenches set with metric web



- Presentation: supplied in roll.

➤	A [mm]	Contents	ΔΔ [kg]
43.JE5T	7x9 - 8x10 - 11x13 - 12x14 - 17x19	Contents	0,330

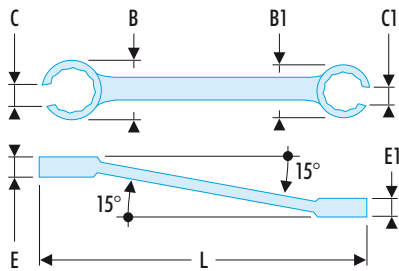
Straight flare nut set with metric web in heat formed tray



- Compatible with the FACOM modular storage system: compatible with CHRONO, JET, CHRONO XL, CHRONO+, JETXL and JET+ roller cabinets.

➤	A [mm]	Contents	ΔΔ [g]
MOD.43	7x9 - 8x10 - 11x13 - 12x14 - 17x19	Tray: PL.365	960

42 - Metric 15° hinged flare nut wrenches

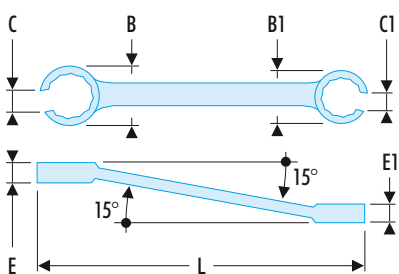


DIN 3118, ISO 691

- 15° hinged flare nut wrenches: facilitates access to the nuts.
- 6-point head: from 8x10 to 12x14 mm - 12-point head: from 14x17 to 36x41 mm.
- Metric sizes: 8 to 41 mm.
- Presentation: satin chrome finish.

➤	A [mm]	B x B1 [mm]	E [mm]	E1 [mm]	L [mm]	ΔΔ [g]
42.8X10	8X10	17,9 x 19,4	6,5	7,5	140	55
42.10X11	10X11	19,4 x 21,4	8,0	8,5	154	65
42.10X12	10X12	19,4 x 21,4	8,0	8,5	154	65
42.11X13	11X13	21,4 x 25,4	8,5	10,5	175	110
42.12X14	12X14	21,4 x 25,4	11,0	12,5	175	120
42.14X17	14X17	27,4 x 31,4	11,0	12,5	197	135
42.17X19	17X19	31,4 x 33,4	12,0	13,0	215	175
42.19X22	19X22	33,4 x 38,4	13,0	14,0	230	210
42.22X24	22X24	38,4 x 41,9	15,0	16,0	245	270
42.24X27	24X27	42,4 x 46,4	16,0	17,0	260	290
42.30X32	30X32	50,4 x 52,4	19,5	21,0	300	480
42.36X41	36X41	61,0 x 68,0	25,0	27,0	320	1100

42 - Inch 15° hinged flare nut wrenches



ASME B107.100

- 15° hinged flare nut wrenches: facilitates access to the nuts.
- 6-point head: 5/16x3/8 and 7/16x1/2 - 12-point head: from 9/16x5/8 to 1"x1"1/8.
- Dimensions in inches: from 5/16" to 1"1/8.
- Presentation: satin chrome finish.

➤	A ["]	B x B1 [mm]	E [mm]	E1 [mm]	L [mm]	ΔΔ [g]
42.5/16X3/8	5/16x3/8	17,9 x 19,4	6,5	7,5	140	55
42.7/16X1/2	7/16x1/2	21,4 x 25,4	8,5	10,5	175	110
42.9/16X5/8	9/16x5/8	27,4 x 31,4	11,0	12,5	197	135
42.11/16X3/4	11/16x3/4	31,4 x 33,4	12,0	13,0	215	175
42.3/4X7/8	3/4x7/8	33,4 x 38,4	13,0	14,0	230	210
42.1'X1'1/8	1'x1'1/8	50,4 x 52,4	19,5	21,0	300	290

Set of 5 metric flare-nut wrench angled at 15°



DIN 3118, ASME B107.100

- Presentation: supplied in roll.

➤	A [mm]	Contents	ΔΔ [kg]
42.JE5T	8x10 - 11x13 - 12x14 - 17x19 - 22x24	Roll: N.38A-5A	0,770

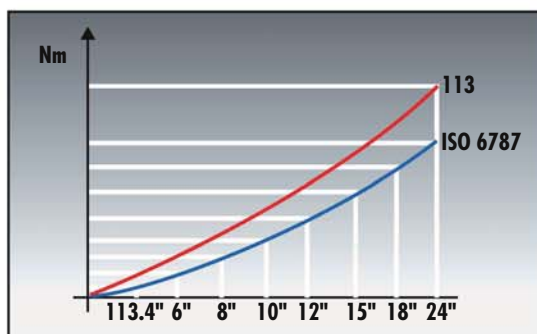


ADJUSTABLE WRENCH

HIGH PERFORMANCE AND MANOEUVRABILITY!

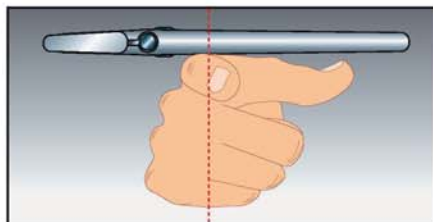
Powerful

- Performance exceeds standard specifications.
- ISO 6787, DIN 3117 NF E 74-324.
- ASME B 107.8m-1996 (US. nat. std).



Ergonomic

- Optimised contact surfaces for maximum user comfort.
- Contoured handle for improved handling.
- Ergonomic worm screw:
 - Optimised finger contact area.
 - Improved worm screw access.



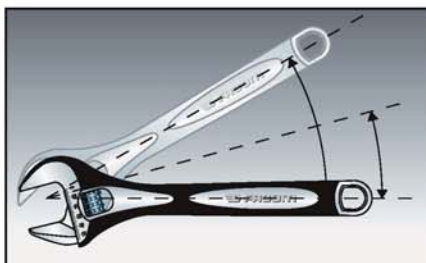
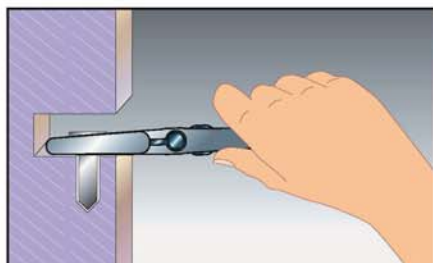
Versatile

- Millimetre graduations:
 - Reading measurements,
 - Wrench presetting.
- Non-protruding moving jaw at maximum capacity.

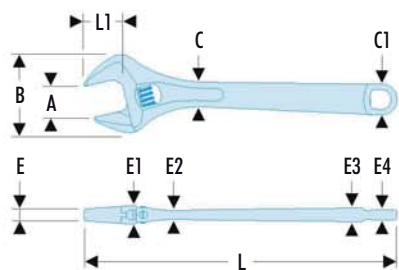


For greater accessibility

- Head angled at 15° for easier repositioning.
- Tapered jaw tips for optimum access.



113A.C - Chromed adjustable wrenches

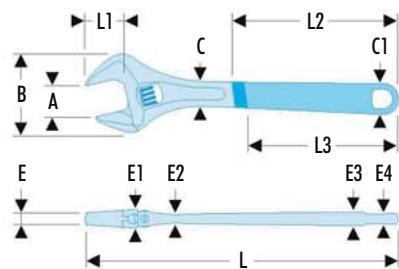


NF ISO 6787, ISO 6787, DIN 3117, ASME B107.100

- Good access to the button = easy setting.
- Non-protruding moving jaw at maximum capacity.
- Pre-adjustment of jaw opening thanks to millimetric gradation.
- Right-hand button rotation.
- Range from 4" to 24".
- Presentation: chromed body and polished head faces.

	A [mm]	B [mm]	C x C1 [mm]	E [mm]	E1 [mm]	E2 [mm]	E3 [mm]	E4 [mm]	L [mm]	L1 [mm]	ΔΔ [g]
113A.4C	13	34,0	11,0 x 14,0	4,5	9,5	5,0	6,5	5,0	114	13	65
113A.6C	20	45,0	14,8 x 18,5	5,0	11,8	6,0	8,3	5,8	155	19	125
113A.8C	27	61,5	18,5 x 24,0	6,5	13,5	9,0	11,0	8,5	206	24	275
113A.10C	30	69,5	21,5 x 28,5	9,0	15,5	9,5	12,7	10,0	255	29	480
113A.12C	34	80,0	25,0 x 31,0	10,0	18,0	10,2	13,0	10,0	306	34	700
113A.15C	44	97,0	28,0 x 35,0	13,5	20,0	12,0	14,8	11,5	380	44	1145
113A.18C	53	115,0	31,0 x 38,5	16,0	22,5	14,3	17,8	13,5	456	53	1790
113C.24C	62	132,0	42,0 x 38,0	17,0	31,0	17,0	15,0	15,0	612	61	3495

113A.CG - Chromed sheath adjustable wrenches

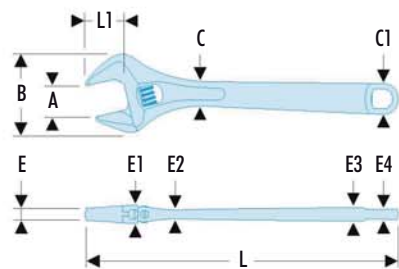


NF ISO 6787, ISO 6787, DIN 3117, ASME B107.100

- Good access to the button = easy setting.
- Non-protruding moving jaw at maximum capacity.
- Pre-adjustment of jaw opening thanks to millimetric gradation.
- Right-hand button rotation.
- Range from 4" to 12".
- Presentation: sheathed chromed body and polished head faces.

	A [mm]	B [mm]	C x C1 [mm]	E [mm]	E1 [mm]	E2 [mm]	E3 [mm]	E4 [mm]	L [mm]	L1 [mm]	L2 [mm]	L3 [mm]	ΔΔ [g]
113A.4CG	13	34,0	14,8 x 24,0	4,5	9,5	5,0	9,5	6,0	116	13	65,5	65,0	75
113A.6CG	20	45,0	14,8 x 24,0	5,0	11,8	6,0	12,0	8,0	159	19	90,5	80,0	140
113A.8CG	27	61,5	18,5 x 31,0	6,5	13,5	9,0	14,5	10,0	209	24	123,0	109,0	310
113A.10CG	30	69,5	21,5 x 36,5	9,0	15,5	9,5	17,5	12,5	259	29	157,5	140,0	510
113A.12CG	34	80,0	25,0 x 39,5	10,1	18,0	10,2	19,5	14,0	310	34	189,5	169,5	740

113A.T - Phosphated adjustable wrenches



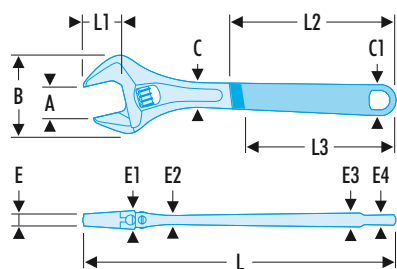
NF ISO 6787, ISO 6787, DIN 3117, ASME B107.100

- Good access to the button = easy setting.
- Non-protruding moving jaw at maximum capacity.
- Pre-adjustment of jaw opening thanks to millimetric gradation.
- Left-hand button rotation.
- Range from 4" to 24".
- Presentation: phosphated body and "fine ground" head faces.

	A [mm]	B [mm]	C x C1 [mm]	E [mm]	E1 [mm]	E2 [mm]	E3 [mm]	E4 [mm]	L [mm]	L1 [mm]	ΔΔ [g]
113A.4T	13	34	11,0 x 14,0	4,5	9,5	5,0	6,5	5,0	114	13	65
113A.6T	20	45	14,8 x 18,5	5,0	11,8	6,0	8,3	5,8	155	19	125
113A.8T	27	61,5	18,5 x 24	6,5	13,5	9,0	11,0	8,5	206	24	275
113A.10T	30	69,5	21,5 x 28,5	9,0	15,5	9,5	12,7	10,0	255	29	480
113A.12T	34	80	25,0 x 31,0	10,0	18,0	10,2	13,0	10,0	306	34	700
113A.15T	44	97	28,0 x 35,0	13,5	20,0	12,0	14,8	11,5	380	44	1145
113A.18T	53	115	31,0 x 38,5	16,0	22,5	14,3	17,8	13,5	456	53	1790
113.24T	62	132	42,0 x 38,0	17,0	31,0	17,0	15,0	15,0	612	61	3270



113A.TG - Sheathed phosphated adjustable wrenches



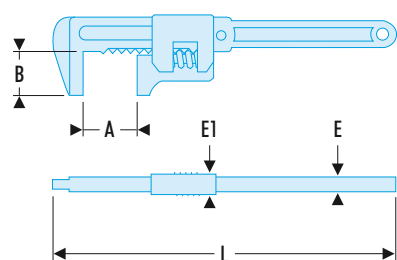
NF ISO 6787, ISO 6787, DIN 3117, ASME B107.100

- Good access to the button = easy setting.
- Non-protruding moving jaw at maximum capacity.
- Pre-adjustment of jaw opening thanks to millimetric gradation.
- Left-hand button rotation.
- Range from 4" to 12".
- Presentation: phosphated body and "fine ground" head faces.

	A [mm]	B [mm]	C x C1 [mm]	E [mm]	E1 [mm]	E2 [mm]	E3 [mm]	E4 [mm]	L [mm]	L1 [mm]	L2 [mm]	L3 [mm]	ΔΔ [g]
113A.4TG	13	34,0	11,0 x 18,5	4,5	9,5	5,0	9,5	6,0	116	13	65,5	65,0	75
113A.6TG	20	45,0	14,8 x 24,0	5,0	11,8	6,0	12,0	8,0	159	19	90,5	80,0	140
113A.8TG	27	61,5	18,5 x 31,0	6,5	13,5	9,0	14,5	10,0	209	24	123,0	109,0	310
113A.10TG	30	69,5	21,5 x 36,5	9,0	15,5	9,5	17,5	12,5	259	29	157,5	140,0	510
113A.12TG	34	80,0	25,0 x 39,5	10,1	18,0	10,2	19,5	14,0	310	34	189,5	169,5	740

Monkey series

105 - Monkey wrenches



- Large capacity robust wrenches for heavy duty work. Examples: building, farming, worksites.
- Set of 3 wrenches: maximum capacity 60 - 70 - 80 mm.
- Presentation: satin chrome finish.

	A [mm]	B [mm]	E [mm]	E1 [mm]	L [mm]	ΔΔ [g]
105.230	60	34	10	17	230	480
105.280	70	45	11	20	280	810
105.375	80	45	13	22	375	1440

Series for lateral notch nuts

HOOK AND PIN WRENCHES

MORE VERSATILITY WITH FACOM HOOK AND PIN WRENCHES

Adjustable models = multiple opening (Hinged or with rack)

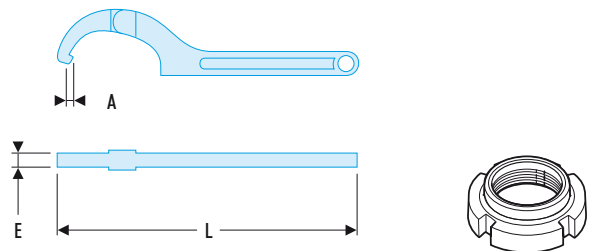
- One hinged wrench instead of several fixed wrenches.

More choice

- Hook and pin wrenches: side-hole nuts / transmission of tightening or removal sleeves, mandrels.
- Double hook and pin wrenches: ball joint bearing nuts,...

	Pin type	Series	
		Single pin	Double pin
For nuts with side holes	For nuts with side holes	125A 	115A, 119
	For nuts with side holes	126A 	116
For nuts with top holes	For nuts with top holes		118.A
	For nuts with top holes		117.B

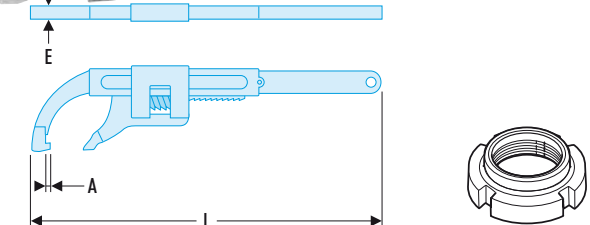
125A - Hinged models



- The hinge is fitted with a spring washer guaranteeing smooth and reliable operation.
- These 5 dimensions replace more wrenches than classical fixed models.
- Capacity: 15 to 180 mm.
- Presentation: satin chrome finish.

➤	A [mm]	d [mm]	E [mm]	L [mm]	ΔΔ [g]
125A.35	3,0	15 - 35	5	168	80
125A.50	4,0	35 - 50	6	202	170
125A.80	5,0	50 - 80	8	280	380
125A.120	5,5	80 - 120	9	345	700
125A.180	7,5	120 - 180	11	492	1480

115A - Monkey wrench

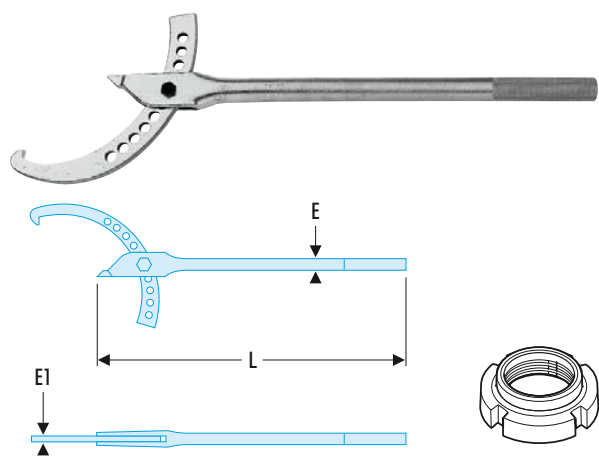


- Capacity: 10 to 200 mm.
- Presentation: satin chrome finish.

➤	A [mm]	d [mm]	E [mm]	L [mm]	ΔΔ [g]
115A.50	4	10 - 50	4	213	340
115A.100	5	20 - 100	5	347	800
115A.200	7	30 - 200	7	548	1860



119 - Heavy-duty hook and pin wrenches

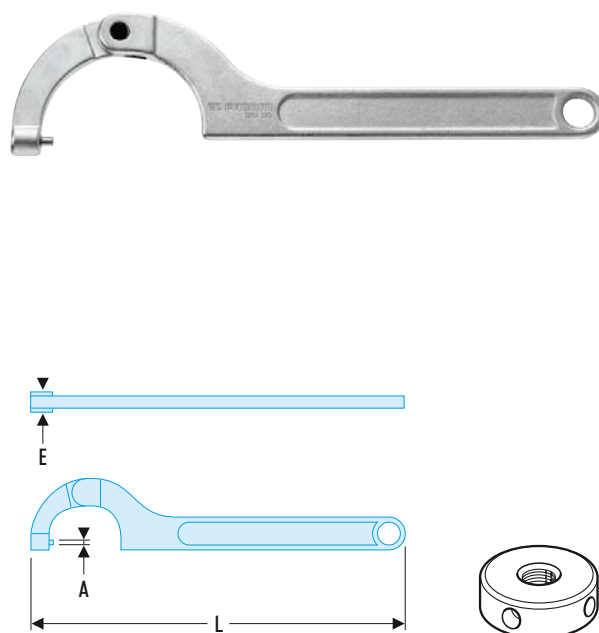


- Replaces many classical model wrenches thanks to its 11 adjustment points in opening.
- Hook: forged and treated for high hardness.
- Capacity: 120 to 324 mm.
- Presentation: satin chrome finish.

➤	d [mm]	E [mm]	E1 [mm]	L [mm]	ΔΔ [g]
119.3/8	120 - 224	26	9,5	610	3160
119.3/4	220 - 324	32	20	635	5900

Series for lateral pin nuts

126A - Hinged hook and pin wrenches



- For nuts with lateral holes.
- Removable hooks.
- Same design and benefits as the "125A" wrench, but fitted with removable hooks to turn holed nuts.
- The 5 dimensions replace more wrenches than all classical fixed models.
- Hooks treated for high hardness.
- Capacity: 15 to 180 mm.
- Presentation: satin chrome finish.

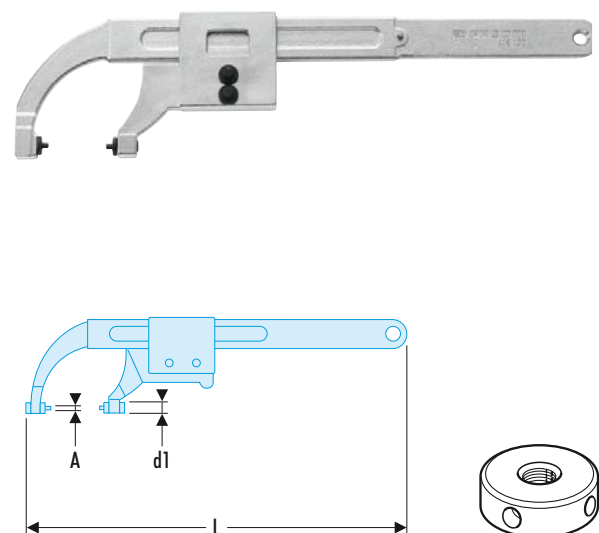
➤	A [mm]	d [mm]	E [mm]	L [mm]	ΔΔ [g]
126A.35	3	15 - 35	10	168	80
126A.50	4	35 - 50	12	202	170
126A.80	5	50 - 80	14	280	360
126A.120	6	80 - 120	18	345	700
126A.180	8	120 - 180	20	492	1440

126.E - Sets of 2 spare hooks for 136A wrenches



➤	d [mm]	Wrench	ΔΔ [g]
126.E35	3	126A.35	5
126.E50	4	126A.50	5
126.E80	5	126A.80	10
126.E120	6	126A.120	20
126.E180	8	126A.180	35

116 - Sliding-jaw hook and pin wrenches



- For nuts with lateral holes.
- Removable hooks.
- Sliding the mobile jaw is ensured by simple sliding. Locking on nut is ensured by self-tightening.
- The wrenches are fitted with 2 sets of easily interchangeable hooks.
- Capacity: 0 to 200 mm.
- Presentation: satin chrome handle body; phosphated hooks.

➤	A [mm]	d [mm]	d1 [mm]	L [mm]	ΔΔ [g]
116.50	2,5 - 4	0 - 50	8	213	380
116.100	4 - 6	0 - 100	12	345	820
116.200	6 - 8	35 - 200	16	546	1960

116E - Sets of 2 spare hooks for 116 wrenches



➤	d [mm]	Wrench	ΔΔ [g]
116.50E1	2,5	116.50	5
116.50E2	4	116.50	5
116.100E1	4	116.100	15
116.100E2	6	116.100	15
116.200E1	6	116.200	35
116.200E2	8	116.200	30

Series for nuts with top recesses

117.B Wrench for nuts with holes bored on the face



- For nuts with holes bored on the face.
- The wrench is adjusted as a compass, by turning the centre screw.
- Double round removable hooks.
- Each wrench is supplied with 4 sets of 2 hooks.
- Capacity: 20 to 100 mm.
- Length: 245 mm.
- Presentation: satin chrome finish.
- Weight: 0.530 kg.

117.E - Sets of 2 spare hooks for 117.B wrench



- Double-ended round pins for nuts with face holes.

➤	d [mm]	d1 [mm]	ΔΔ [g]
117.E1	2,5	4	15
117.E2	6	8	25
117.E3	3	5	20
117.E4	7	9	30

118A Wrench for nuts with slot on the face



- For nuts with slot on the face.
- The wrench is adjusted as a compass, by turning the centre screw.
- Double square removable hooks.
- Each wrench is supplied with 4 sets of 2 hooks.
- Capacity: 20 to 100 mm.
- Length: 245 mm.
- Presentation: satin chrome finish.
- Weight: 0.530 kg.

118.EC - Sets of 2 spare hooks for 118A wrenches



- Double-ended square pins for slotted nuts on face.

➤	A [mm]	ΔΔ [g]
118.EC4	4	10
118.EC5	5	15
118.EC6	6	15
118.EC8	8	20



IDEMCO

W : www.idemcosb.com.my
E : idemco@idemcosb.com.my
T : +6 03-7781 7973

IDEMCO

W : www.idemcosb.com.my
E : idemco@idemcosb.com.my
T : +6 03-7781 7973