


















## DIGITAL METROLOGY

			<b>522</b>
Calipers .....	Depth gauge .....	Micrometer .....	524
Dial gauge .....	Accessories .....		525




## MECHANICAL METROLOGY

								<b>525</b>
Mechanical calipers .....	Mechanical depth gauges .....	Mechanical micrometers .....	"Metrology" sets .....	Mechanical dial gauges .....	Magnetic bases for dial gauges .....	Surface gauges .....	Surface plates and V-blocks .....	531





## RULES

				<b>532</b>
Class I stainless steel rule with calibration certificate .....	Engineers rules .....	Class II rules .....	Various rules .....	536




## SQUARES AND BEVEL PROTRACTORS

			<b>536</b>
Precision squares .....	Other squares .....	Bevel protractors .....	539


## FEELER GAUGES AND GAUGES

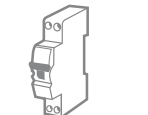
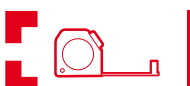
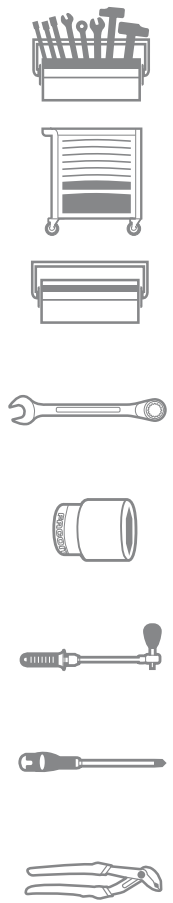

				<b>540</b>
Feeler gauges .....	Radius gauges .....	Screw pitch gauges .....	Drill bit gauges .....	541

## MARKING-OUT

			<b>542</b>
Scriber .....	Measuring marking out set .....	Steel scribers .....	543

## MARKING-OUT

	<b>544</b>
Letter and digit punches .....	544



## "SHORT LENGTH" TAPE MEASURES

546



- Stainless series ..... 546
- ABS series ..... 547
- Metal series ..... 548
- Export series mm and inch (not for sale in France) ..... 548

## "LONG" TAPE MEASURES

549



- Tape treated anticorrosion Class I ..... 549
- Steel tape treated anticorrosion Class II ..... 550
- Plastiver tape Class III ..... 551

## LEVELS

552



- Engineers levels ..... 552
- Trapezoid builders levels ..... 553
- Tubular builders levels ..... 554

## FOLDING RULES

555



- Duralumin folding rules ..... 555
- Synthetic folding rule ..... 555

## BUILDERS SQUARES

556



- Squares ..... 556
- Fliding bevels ..... 556

## BUILDERS MARKING-OUT

557



- Plumb-bob ..... 557
- Chalk line reels ..... 557
- Chalk line powder ..... 558
- Chalk sticks ..... 558

## LIQUID CAPACITY GAUGE

558



- Sounding leads ..... 558
- Spare parts for sounding leads ..... 559
- Sounding line gauges ..... 559

# METROLOGY

## INTRODUCTION TO THE STANDARDS

### DIN 862 - Vernier and digital caliper measurements from 0 to 2,000 mm.

- Vernier or circular scale reading to 0.1 / 0.05 / 0.02 mm. Dimensional standard

Rule length (mm)	Height of lower jaw a1 (mm)	Height of upper jaw a1 (mm)	Total thickness for inside measurement a1 (mm)	Extent of depth gauge a1 (mm)
160	40	8	5	100
200	60	8	10	100
250	75	10	10	100
300	90	10	10	100

- Accuracy

Rule length (mm)	Limit of error in $\mu\text{m}$			
	Accuracy			Digital reading
	0.1 / 1/10 <sup>th</sup>	0.05 / 1/20 <sup>th</sup>	0.02 / 1/50 <sup>th</sup>	0.01 / 1/100 <sup>th</sup>
50		50	20	20
100		50	20	20
200		50	30	30
300		50	30	30

- Hardness of measuring surfaces. +/- 53 HRC for stainless steel.

- Digital display measurements:

- Rate of displacement > standard (0.5m/s).
- Error notification in case of: - Excessive speed.
- Low power.

### DIN 863 - Part 1 - Outside micrometers - Standard design Mechanical and digital display micrometer.

- Dimensional standard: - Anvil diameter 6.5 - 7.5 or 8 mm.
- Tolerance of flatness of measuring surfaces 0.6  $\mu\text{m}$ .
- The locking lever must not alter the reading by more than 2  $\mu\text{m}$ .
- Thimble graduation.

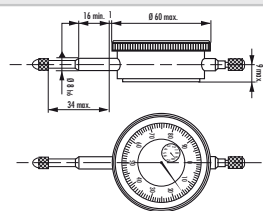
Measurement range (mm)	Bias error ( $\mu\text{m}$ )	Parallelism tolerance Applied force = 10N ( $\mu\text{m}$ )	Frame bending tolerance Applied force = 10N ( $\mu\text{m}$ )
0-25	4	2	2
25-50	4	2	2
50-75	5	3	3
75-100	5	3	3

### Other specifications covered by the standard.

- Maximum force applied to the measured component between 5 and 10 N.
- The quality of the materials used and their elasticity under load.

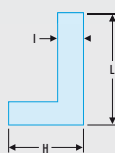
### DIN 878 Dial gauges to 1/100 mm.

- Dimensional standard.
- Definition of accuracy.
- Measuring force - between 0.3 N and 1.5 N.





### DIN 875 - Engineers square.

- Accuracy class.
- Perpendicularity tolerance of 2 surfaces.
- Flatness of edges.
- Legal markings.



Perpendicularity tolerance ( $\mu\text{m}$ )				Dim. (L) mm	Height	
Dim. (L) mm	Accuracy class				Class 00/0/1	Class 2
	0	1	2			
75	7	14	28	75	50	50
100	7	15	30	100	70	70
150	8	18	35	150	100	100
200	9	20	40	200	130	130
250	10	23	45	250	165	165
300	11	25	50	300	200	175
500	15	35	70	500	330	250

L x H mm	Flatness tolerance ( $\mu\text{m}$ )		
	Accuracy class		
	0	1	2
50	3	5	10
70	3	5	11
75	3	6	11
100	3	6	12
130	3	7	13
150	4	7	14
165	4	7	15
200	4	8	16
250	5	9	18
300	5	10	20
330	5	11	-
500	7	14	28



DIGITAL CALIPER

EASY, EFFICIENT AND RELIABLE!

Easy to use

- Clear, easy-to-read LCD screen.
- More intuitive use. Quick and easy to operate.
- Easier data transmission.

Reliable

- DIN 862.
- Ingress protection (IP) – IEC529.
  - Protection against dust and liquids.
 For perfect reliability under all operating conditions.
  - IP 6x = No dust penetration.
  - IP x5 = Protected against water jets from any direction for 3 minutes.
- Patented inductive measuring system.
- RS 232 connection. PC data transmission utility.

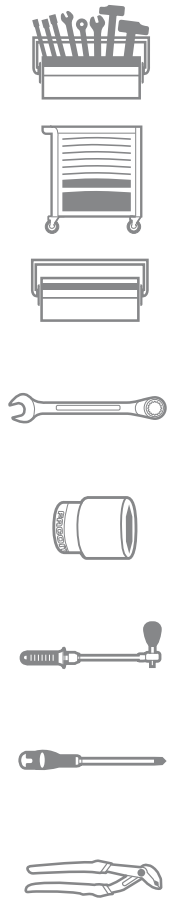


Efficient data transmission

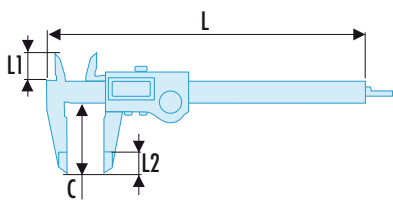

- Gagewedge utility program developed for FACOM.
- Reliable data recording. Saves time, simple and easy to use.
- Compatible with the entire FACOM digital range.
- Easy RS232 cable connection between the measuring instrument and the PC.



• Free download from [www.facom.com](http://www.facom.com)



1300-1320 - Digital display calipers - 1/100th




NF EN ISO 13385-1, ISO 13385-1, DIN 862

- Accuracy: 1/100th - 0.01 mm.
- Repeatability: 10 µm.
- Protection rating IP 65:
  - IP 6: full dust protection.
  - IP 5: fluid spray protection.
- Rectified stainless steel mechanical assembly.
- Reading rule with patented induction system.
- Flat depth gauge.
- LCD digital display 6 mm.
- Floating zero.
- Metric / imperial conversion.
- Automatic power off.
- Compatibility with Gagewedge software, RS232 output.
- Operating time: about 3500 hours.
- Supplied in case with compliance certificate.

	C [mm]	L [mm]	L1 [mm]	L2 [mm]	Capacity Cubic [mm]	Bias error [µm]	ΔΔ [g]
1300	40	233	16	10	150	20	465
1320	50	290	20	14	200	30	400

Workshop digital display caliper 150 mm - 1/100th



NF EN ISO 13385-1, ISO 13385-1, DIN 862

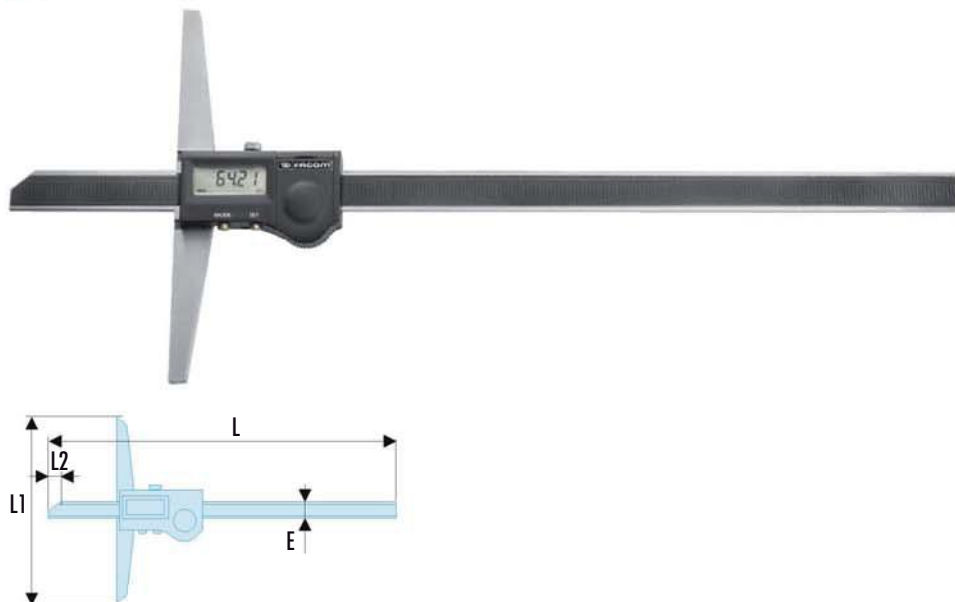
- Pocket-size caliper to be used in the workshop.
- Accuracy: 1/100th - 0.01 mm.
- Digital display for easy reading (resolution 0.01mm).
- Measurements: mm / inch. Inside / outside / depth measurement.
- Protection rating IP 20.
- Supplied with CR2032 battery.

	L [mm]	Capacity Cubic [mm]
1300E	235	150



## Depth gauge

### Digital display depth gauge 300 mm - 1/100th



NF EN ISO 13385-1, ISO 13385-1, DIN 862

- Accuracy: 1/100th - 0.01 mm.
- Repeatability: 10 µm.
- Protection rating IP 65:
  - IP 6: full dust protection.
  - IP 5: fluid spray protection.
- Rectified stainless steel mechanical assembly.
- Reading rule with patented induction system.
- LCD digital display 6 mm.
- Floating zero.
- Metric / imperial conversion.
- Compatible with Gagewedge software, RS232 output.
- Automatic power off.
- Operating time: about 3500 hours.
- Supplied in case with compliance certificate.

	E [mm]	L [mm]	L1 [mm]	L2 [mm]	Capacity Cubic [mm]	Bias error [µm]	ΔΔ [g]
<b>1350</b>	150	372	150	10	300	20	928

## Micrometer

### Digital display micrometer 25 mm



NF EN ISO 3611, ISO 3611, DIN 863

- Accuracy: 0.001 mm.
- Measurement range: 0 - 25 mm.
- Adjustable measuring force: 10 N (DIN 863).
- Protection rating IP 65:
  - IP 6: full dust protection.
  - IP 5: fluid spray protection.
- Automatic standby after 20 min.
- Stand by position without loss of origin.
- Fast forward: Drum forward 12 mm / turn.
- Compatibility with Gagewedge software, RS232 output.
- Operating time: 10 000 hours continuous.
- Supplied in case with compliance certificate.

	Capacity Cubic [mm]	ΔΔ [g]
<b>1355A</b>	0 - 25	270

## Dial gauge

### Digital display dial gauge





DIN 878

- Accuracy: 0.001 mm.
- Measurement range: 0 - 12.5 mm.
- Metric / imperial conversion.
- Protection rating IP 51.
- LCD display 6 mm.
- Fastening bush (Ø 8 mm).
- Interchangeable plunger tip (M2.5).
- Display pivots through 270°.
- Floating zero.
- Change of origin for any tip position.
- Measurement possible with two different references.
- Measurement save (frozen display).
- Compatibility with Gagewedge software, RS232 output.
- Supplied with FACOM compliance certificate.

	Capacity Cubic [mm]	ΔΔ [g]
<b>1365</b>	0 - 12,5	120



## Caliper class 0 - 1/50th




NF EN ISO 13385-1, ISO 13385-1, DIN 862

- Accuracy: 1/50th - 0.02 mm.
- Measurement capacity: 200 mm.
- Interior, exterior measurement (bore exceeding 10 mm).
- Stainless steel rule - mat finish.
- Rule hardness: 40 HRc minimum.
- Vernier with guide for better thumb position.
- Vernier endurance: 20 000 cycles minimum.
- Vernier screw locking.
- Graduations resistant to chemicals.
- Perfect contrast guaranteeing optimum reading quality.
- Supplied in case with compliance certificate.

	A [mm]	C [mm]	E [mm]	L [mm]	Bias error [μm]	Accuracy [mm]	ΔΔ [g]
<b>805.M</b>	200	60	17	290	30	0,02	423

## Universal caliper - 300 mm - 1/50th

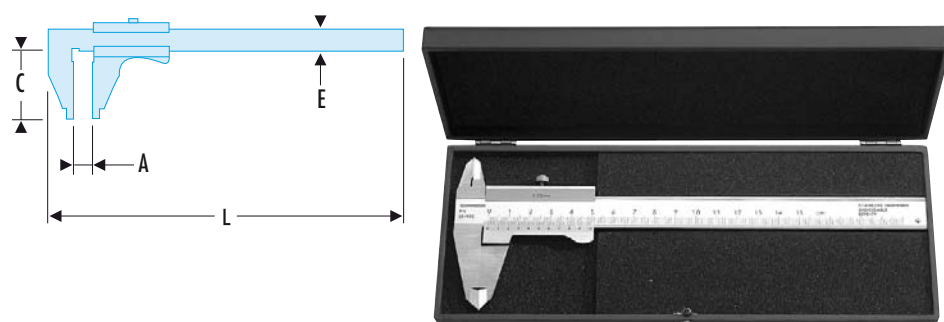
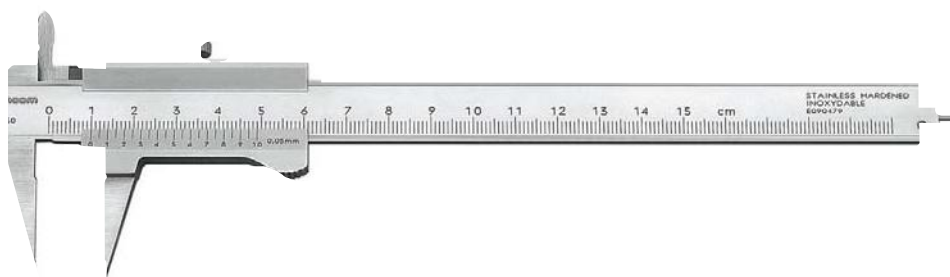


NF EN ISO 13385-1, ISO 13385-1, DIN 862

- Accuracy: 1/50th - 0.02 mm.
- Measurement capacity: 300 mm.
- Interior, exterior measurement (bore exceeding 10 mm).
- Stainless steel rule - mat finish.
- Rule hardness: 40 HRc minimum.
- Vernier with guide for better thumb position.
- Vernier endurance: 20 000 cycles minimum.
- Vernier screw locking.
- Precision adjustment screw.
- Supplied in case with compliance certificate.

	A [mm]	C [mm]	E [mm]	L [mm]	Bias error [μm]	Accuracy [mm]	ΔΔ [g]
<b>805.S</b>	300	100	20	418	30	0,02	941

## Universal caliper - 150mm - 1/20th




NF EN ISO 13385-1, ISO 13385-1, DIN 862

- Accuracy: 1/20th - 0.05 mm.
- Interior, exterior, depth measurement.
- Stainless steel rule - mat finish.
- Rule hardness: 40 HRc minimum.
- Flat depth gauge.
- Vernier with guide for better thumb position.
- Vernier endurance: 20 000 cycles minimum.
- Vernier screw locking.
- Supplied in case with compliance certificate.

	A [mm]	C [mm]	E [mm]	L [mm]	Bias error [μm]	Accuracy [mm]	ΔΔ [g]
<b>816</b>	150	40	16	228	50	0,05	288

## DELA.5360 - Outage and inage hollow gauges - 0 at top




- Rule in AU4G.
- Graduation in mm.
- Bar width: 60 cm.

	L [mm]	L1 x L2 [mm]	ΔΔ [kg]
<b>DELA.5360.01</b>	500	21,5 x 1,2	1,000
<b>DELA.5360.06</b>	1000	21,5 x 1,2	1,200
<b>DELA.5360.07</b>	1500	21,5 x 1,2	1,240

## Mechanical depth gauges

### 811 - Depth gauges class 0 - 1/50th



#### NF EN ISO 13385-2, ISO 13385-2, DIN 862

- Accuracy: 1/50th - 0.02 mm.
- Stainless steel rule - mat finish.
- Rule hardness: 40 HRc minimum.
- Measurement surface hardness: 53 HRc minimum.
- Vernier with guide for better thumb position.
- Vernier endurance: 20 000 cycles minimum.
- Vernier locking by precision adjustment screw.
- Supplied in case with compliance certificate.

	A [mm]	E [mm]	L [mm]	L1 [mm]	L2 [mm]	Bias error [μm]	Accuracy [mm]	ΔΔ [g]
<b>811B</b>	160	10	240	160	100	20	0,02	465
<b>811C.250</b>	250	10	330	250	100	30	0,02	491

## Mechanical micrometers

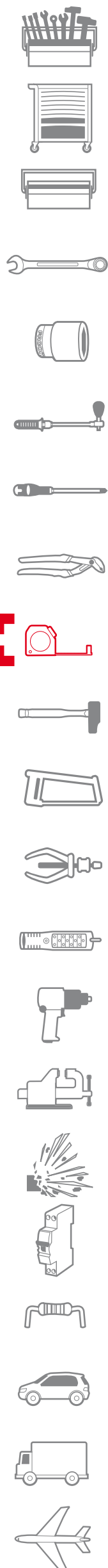
### 806 - Micrometers 1/100th mm accuracy



#### NF EN ISO 3611, ISO 3611, DIN 863


- Accuracy: 1/100th - 0.01 mm.
- Accuracy: 0.01 mm.
- Carbide plunger tip: Ø 6.5 mm.
- Ratchet drum with torque limiter.
- Force applied on the part included strictly between 5 and 10 Nm.
- Drum: Ø 18 mm.
- Drum with 50 divisions (one drum turn: 0.5 mm).
- Isothermal pads.
- Supplied with:
  - Pin and hook calibration wrench.
  - Calibration shim wrench from model 806C.50.
- Calibration shims:
  - 806.C50: 25 mm ± 1.5 μm.
  - 806.C75: 50 mm ± 2 μm.
  - 806.C100: 75 mm ± 2.5 μm.
- Supplied in plastic case.
- Supplied with compliance certificate.

	Measuring Range [mm]	Bias error [μm]	Flatness of measuring surfaces/Max.	Parallelism of measuring faces
<b>806.C25</b>	0 - 25	4	0,4	2
<b>806C.50</b>	25 - 50	4	0,4	2
<b>806C.75</b>	50 - 75	5	0,4	3
<b>806C.100</b>	75 - 100	5	0,4	3





## 807C Exterior micrometer with extension 1/100th mm accuracy



NF EN ISO 3611, ISO 3611, DIN 863

- Accuracy: 1/100th - 0.01 mm.
- Reading range 0 to 150 mm.
- Accuracy: 0.01 mm.
- Ratchet drum with torque limiter.
- Force applied on the part included strictly between 5 and 10 N.m.
- Drum: Ø 18 mm.
- Carbide plunger tip: Ø 6.5 mm.
- Interchangeable fixed plunger tip.
- Supplied with a set of 5 extensions.
- Supplied with the 5 calibration shims.
- Calibration shims:
  - 807.CALE25: 25 mm ± 1.5 µm.
  - 807.CALE50: 50 mm ± 2 µm.
  - 807.CALE75: 75 mm ± 2.5 µm.
  - 807.CALE100: 100 mm ± 3 µm.
  - 807.CALE125: 125 mm ± 3.5 µm.
- Isothermal pads.
- Plunger tip lock.
- Supplied in wood case.
- Supplied with compliance certificate.

## 806.F Exterior friction micrometer 1/100th mm accuracy



NF EN ISO 3611, ISO 3611, DIN 863

- Accuracy: 1/100th - 0.01 mm.
- Accuracy: 0.01 mm.
- Carbide plunger tip: Ø 6.5 mm.
- Ratchet drum with torque limiter.
- Force applied on the part included strictly between 5 and 10 N.m.
- Drum = Ø 18 mm.
- Plunger tip lock.
- Supplied in plastic case.
- Supplied with compliance certificate.

	Capacity Cubic [mm]	Bias error [µm]	Flatness of measuring surfaces/Max.	Parallelism of measuring faces
<b>806.F</b>	0 - 25	4	0,4	2

Metrology sets

▣ **MOD.MET** Metrology module



- 805.1 mechanical caliper capacity 1/50 mm.
  - 806.F: palmer 1/100 mm capacity 25 mm.
  - 814.M: screw pitch gauge 23 blades, 25 to 300.
  - 804: metric feeler gauges 4/100 to 1 mm.
  - Thermoformed module PL634.
- Weight: 0.930 kg.

▣ **809.J2** Metrology-control case 8 tools




- Including:
- 805.M: caliper to 1/50 mm (capacity: 200 mm).
  - 803.300M: stainless rule 300 mm.
  - 811: depth gauge 1/50 mm (capacity: 160 mm), fine adjustment by return screw.
  - 818B.15: simple square 150 mm (accuracy class: 1).
  - 236: carbide scriber.
  - 256.4: punch.
  - 806.C25: micrometer 1/100 mm (capacity: 25 mm).
  - 1901.05: straight scriber (capacity: 150 mm).
- Supplied in case (L. x D. x H.): 365 x 260 x 30 mm.  
Weight: 2.100 kg.

▣ **809.J3** Metrology-control case 10 tools



- Including:
- 805.M: caliper 1/50 mm (capacity 200 mm).
  - 806.C25: micrometer 1/100 mm (capacity: 25 mm).
  - 806C.50: micrometer 1/100 mm (capacity: 25 - 50 mm).
  - 811: depth gauge 1/50 mm (capacity: 160 mm), fine adjustment by return screw.
  - 818B.15: simple square 150 mm (accuracy class 1).
  - 819B.15: flanged square 150 mm (accuracy class 1).
  - 1901.05: straight scriber 150 mm.
  - 236: carbide scriber.
  - 803.300M: stainless rule 300 mm.
  - 256.4: punch.
- Supplied in case (L. x D. x H.): 410 x 280 x 40 mm.  
Weight: 3.560 kg.



## Mechanical dial gauges

### 812B.AC Dial gauge 1/100th mm accuracy



- Accuracy: 1/100th - 0.01 mm.
  - Travel 10 mm saved with totaller.
  - Pivot dial: Ø 57 mm.
  - Interchangeable plunger tip.
- Weight: 345 g.

812B.1AC: Steel ball plunger for 812B.AC dial gauge

### 812A Dial gauge-magnetic base set



- Dial gauge 812B.AC supplied with the hinged magnetic holder 812.3.
- Weight: 2.245 kg.

### 812B.P Lever dial gauge 1/100th mm accuracy



- Accuracy: 1/100th - 0.01 mm.
  - Travel: 0.8 mm.
  - Pivot dial: Ø 31 mm.
  - Supplied with 2 fastening rods: Ø 4 and 8 mm.
  - Plunger tip: Ø 2 mm.
- Weight: 154 g.

## Magnetic bases


### 812.3 Dial gauge-hinged magnetic base set



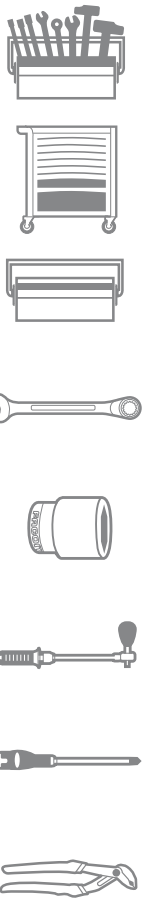
- Radius of action: 280 mm.
  - Vertical tear strength: 600 N (60 kg).
  - Threading Ø: M8.
  - Base: 50 x 55 x 60 mm.
- Weight: 1.900 kg.

Surface gauges

796B Precision surface gauge 300 mm - 1/50th



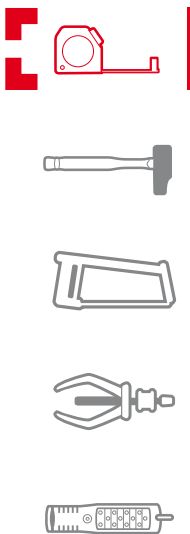
- Class 0.
  - Precision 1/50th - 0.02 mm.
  - Accuracy error:  $\pm 28\mu\text{m}$ .
  - Reliability error:  $\pm 12\mu\text{m}$ .
  - Stainless steel rule - mat anti-reflection finish:
    - Width: 25 mm.
    - Hardness 40 HRc minimum.
  - Maximum measurement capacity: 300 mm.
  - Steel alloy scriber:
    - Hardness 53 HRc minimum.
    - Better scribing quality.
    - 796B.04: serial no. A02 0001 --> march 01.
    - 796C.04: serial no. A02 0001 --> A04 0001.
  - Fine adjustment by return screw.
  - Repositionable magnifying glass.
  - Dial gauge base supplied in standard: for dial gauge with  $\varnothing 8$  mm rod (DIN 878 standard).
  - Total dimensions: 455 mm x 90 mm.
  - Supplied with compliance certificate.
- Weight: 3.280 kg.



795A Engineers surface gauges



- Model without graduation.
  - Fine adjustment by pivot strip using a push screw.
  - Cast iron base.
  - Vertical face with 90° V groove.
  - Rod:  $\varnothing 10$  mm.
- Weight: 1.745 kg.




Surface plates and V-block

1200 - Cast iron surface plates




- DIN 876
- Class II.

Code	Dimension [mm]	$\Delta\Delta$ [kg]
1200.30	300 x 200	7
1200.40	400 x 250	16
1200.50	500 x 300	22
1200.60	600 x 400	35




1202.00 - Pair of steel V-blocks - 20 microns



- ISO 8512-1, DIN 876
- Pair of vees with 4 90° notches.
  - Paired vees, identification number punched on the upper face.

Code	Dimension [mm]	$\Delta\Delta$ [kg]
1202	30 x 40 x 50 x 60	7,371
1202.00	20 x 30 x 40 x 50	2,808



# RULES

## A FACOM SPECIALTY, RIGOROUS EXPERTISE

### TIGHT PRODUCTION CONTROL

- Our rules have been produced in our plants located in France since 1918.

### CHEMICAL ENGRAVING

- Deep markings.
- Perfect contrast.
- Resistant to wear and chemical agents.

### RIGOROUS SELECTION OF MATERIALS GUARANTEEING THE HIGHEST QUALITY

- Compromise between rigidity and flexibility.
- Mat surface for perfect readability.
- Smooth finish for fine, clean markings.

### A RANGE OF OVER 50 REFERENCES

- Stainless steel or duralumin.
- Rigid, semi-rigid, flexible.
- Graduation mm – 1/2 mm.

### INFORMATION

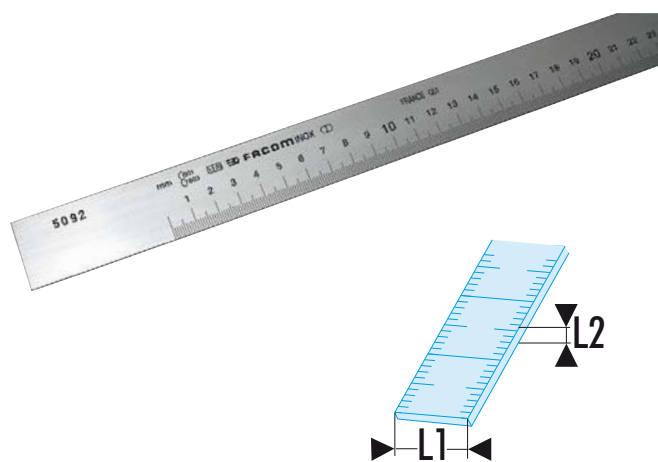
**European directive 2004/22/EC, necessary harmonisation and change.**

- Measuring Instrument Directive - Annex MI-008 – material measures.
- Harmonisation of the regulations for the 25 Member States.
- Entry into force in France on 30 October 2006.
- Gradule implementation as pattern approvals expire.
- NB: Only measurements > 500 mm are considered in legal metrology (OIML 35). No pattern and regulatory marking approvals are required for measurements < 500 mm.



**Class I stainless steel rule with calibration certificate**

**Stainless steel rule class I - 1000 mm**



- Engraved on one side.
- 1 edge in mm.
- Stainless steel 18 % Cr - 8 % Ni.
- Anti-reflection treatment.
- Supplied with calibration certificate.

➤	L [mm]	L1 x L2 [mm]	ΔΔ [g]
<b>DELA.61058.10C</b>	1000	30 x 1	191

**Engineers rules**

**Non graduated solid stainless steel rule**



**NF E 11-105, DIN 847**

- Class I, flatness:  $4 + L/60 \mu\text{m}$  (L being the length in mm).
- Stainless steel.
- Supplied in wood case.

➤	L [mm]	ΔΔ [kg]
<b>809.IN500</b>	500	2,900

**Graduated solid stainless steel rule**



**NF E 11-105, DIN 874**

- Class I, flatness:  $4 + L/60 \mu\text{m}$  (L being the length in mm).
- With offset zero graduation.
- Supplied in wood case.

➤	L [mm]	ΔΔ [kg]
<b>809.ING500</b>	500	2,900

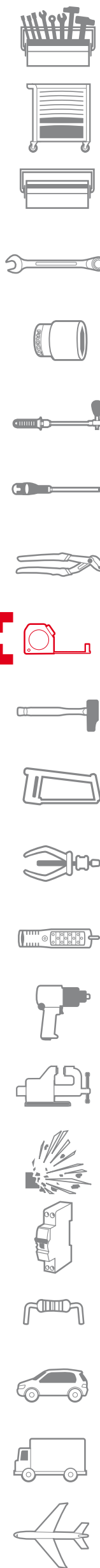
**809 - Stainless steel filament rules**



**NF E 11-104, DIN 874**


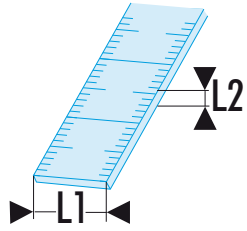
- To check a surface or an edge.
- Tempered stainless steel with insulating handle.
- Supplied in wallet.

➤	L [mm]	Flatness of measuring surfaces/Max.	ΔΔ [g]
<b>809.75</b>	75	2	80
<b>809.100</b>	100	2	125
<b>809.150</b>	150	3	200
<b>809.200</b>	200	3	280



## Class II rules

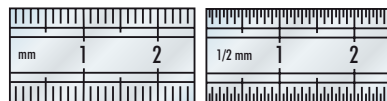
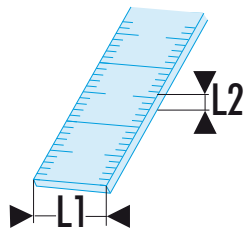
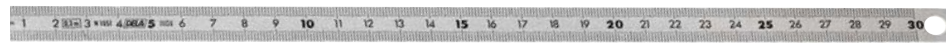
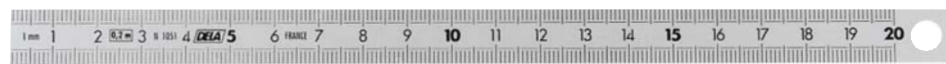
### 803 - Stainless steel rules - 2 sides



- Engraved on both sides, except 803.1000M (engraved on one side, upper edge in 1/2 mm, lower edge in mm).
- One side in mm - One side in 1/2 mm.
- Stainless steel 18 % Cr - 8 % Ni.
- Anti-reflection mat satin surface.
- Class II as per regulations applies to rules with a length above or equal to 500 mm.

803	L [mm]	L1 x L2 [mm]	ΔΔ [g]
<b>803.200M</b>	200	13 x 0,4	10
<b>803.300M</b>	300	13 x 0,5	16
<b>803.500M</b>	500	20 x 0,5	40
<b>803.1000M</b>	1000	25 x 0,5	100

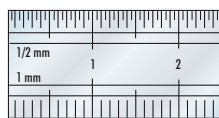
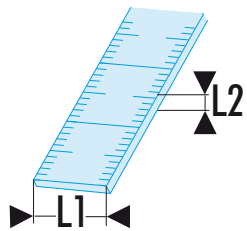
### DELA.1051 - Stainless steel rules - 2 sides



- Engraved on both sides.
- One edge in mm - One edge in 1/2 mm.
- Stainless steel 18 % Cr - 8 % Ni.
- Anti-reflection treatment.
- Class II as per regulations applies to rules with a length above or equal to 500 mm.

DELA	L [mm]	L1 x L2 [mm]	ΔΔ [g]
<b>DELA.1051.02</b>	150	13 x 0,5	8,5
<b>DELA.1051.03</b>	200	13 x 0,5	10,9
<b>DELA.1051.04</b>	250	13 x 0,5	13,5
<b>DELA.1051.05</b>	300	13 x 0,5	16,1
<b>DELA.1051.06</b>	500	20 x 0,5	40,4

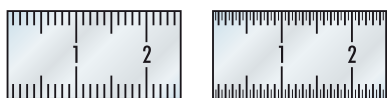
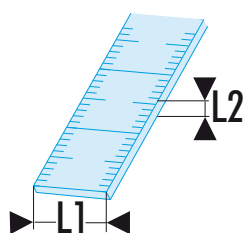
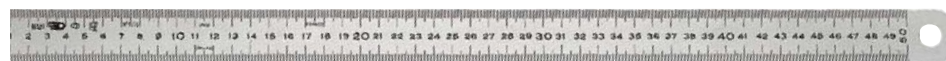
### DELA.1021 - Stainless steel rules - 1 side



- Engraved on one side.
- One edge in mm - One edge in 1/2 mm.
- Stainless steel 18 % Cr - 8 % Ni.
- Anti-reflection treatment.
- Class II as per regulations applies to rules with a length above or equal to 500 mm.

DELA	L [mm]	L1 x L2 [mm]	ΔΔ [g]
<b>DELA.1021.02</b>	150	13 x 0,5	8,5
<b>DELA.1021.03</b>	200	13 x 0,5	10,9
<b>DELA.1021.05</b>	300	13 x 0,5	16,1
<b>DELA.1021.06</b>	500	20 x 0,5	40,4
<b>DELA.1021.07</b>	1000	25 x 0,5	100
<b>DELA.1021.08</b>	1500	25 x 0,5	152
<b>DELA.1021.09</b>	2000	25 x 0,5	200

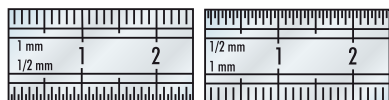
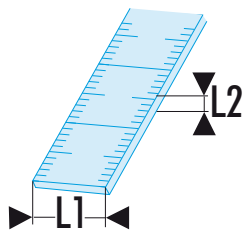

### 803.SR - Stainless steel semi-rigid rules - 2 sides



- Engraved on both sides except 803.SR1000 (one side).
- One edge in mm - One edge in 1/2 mm.
- Stainless steel 18 % Cr - 8 % Ni.
- Anti-reflection mat satin surface.
- Class II as per regulations applies to rules with a length above or equal to 500 mm.

803.SR	L [mm]	L1 x L2 [mm]	ΔΔ [g]
<b>803.SR300</b>	300	30 x 1	62
<b>803.SR500</b>	500	30 x 1	100
<b>803.SR1000</b>	1000	30 x 1	200

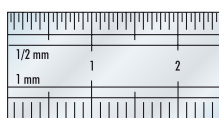
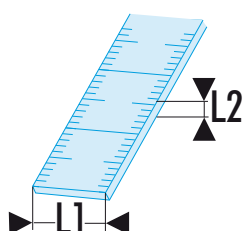

**DELA.1056 - Stainless steel semi-rigid short rules - 2 sides**



- Engraved on both sides.
- One edge in mm - One edge in 1/2 mm.
- Stainless steel 18 % Cr - 8 % Ni.
- Anti-reflection treatment.
- Class II as per regulations applies to rules with a length above or equal to 500 mm.

⇒	L [mm]	L1 x L2 [mm]	ΔΔ [g]
<b>DELA.1056.01</b>	300	30 x 0,8	60
<b>DELA.1056.02</b>	500	30 x 0,8	100

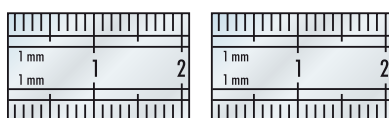
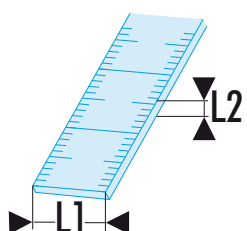
**DELA.1056 - Stainless steel semi-rigid long rules - 1 side**



- Engraved on one side.
- One edge in mm - One edge in 1/2 mm.
- Graduation in mm on both sides for references: DELA.1056.06 - DELA.1056.07 - DELA.1056.08.
- Stainless steel 18 % Cr - 8 % Ni.
- Anti-reflection treatment.
- Class II as per regulations applies to rules with a length above or equal to 500 mm.

⇒	L [mm]	L1 x L2 [mm]
<b>DELA.1056.03</b>	1000	30 x 0,8
<b>DELA.1056.04</b>	1500	30 x 0,8
<b>DELA.1056.05</b>	2000	30 x 0,8
<b>DELA.1056.06</b>	3000	30 x 1,0
<b>DELA.1056.07</b>	4000	30 x 1,0
<b>DELA.1056.08</b>	5000	30 x 1,0

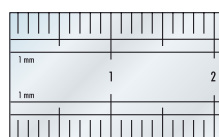
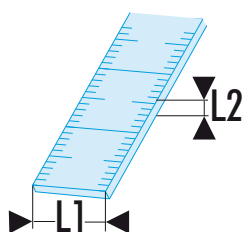

**DELA.1061 - Dural semi-rigid short rules - 2 sides**



- Engraved on both sides.
- Two edges in mm.
- Anti-reflection treatment.
- Class II as per regulations applies to rules with a length above or equal to 500 mm.

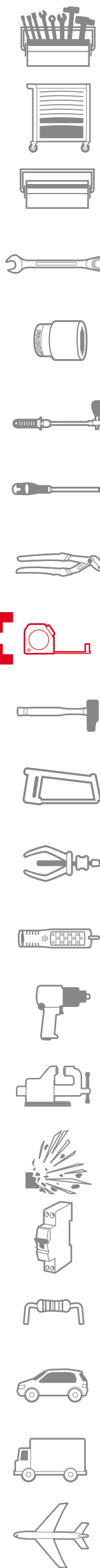
⇒	L [mm]	L1 x L2 [mm]	ΔΔ [g]
<b>DELA.1061.01</b>	300	30 x 1,2	33
<b>DELA.1061.02</b>	500	30 x 1,2	53

**DELA.1061 - Dural semi-rigid long rules - 1 side**



- Engraved on one side.
- Two edges in mm.
- Anti-reflection treatment.
- Class II as per regulations applies to rules with a length above or equal to 500 mm.

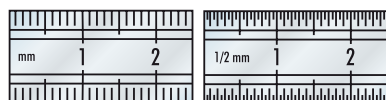
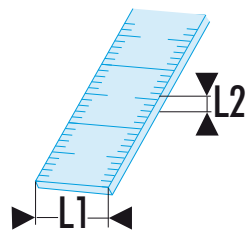
⇒	L [mm]	L1 x L2 [mm]	ΔΔ [g]
<b>DELA.1061.03</b>	1000	30 x 1,2	110
<b>DELA.1061.04</b>	1500	30 x 1,2	150
<b>DELA.1061.05</b>	2000	30 x 1,2	200





## Various rules

### DELA.1052 - Stainless rules with heel

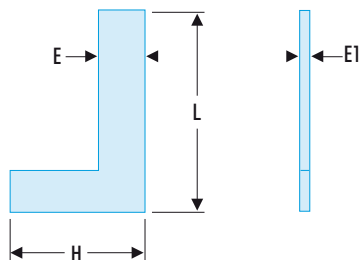


- Engraved on both sides.
- One side in mm - One side in 1/2 mm.
- Stainless steel 18 % Cr - 8 % Ni.
- Anti-reflection treatment.

➤	L [mm]	L1 x L2 [mm]	ΔΔ [g]
<b>DELA.1052.02</b>	200	13 x 0,5	12
<b>DELA.1052.03</b>	300	13 x 0,5	17
<b>DELA.1052.04</b>	500	20 x 0,8	44

## Precision squares

### 818.CLO - Stainless steel basic precision squares - Class 0

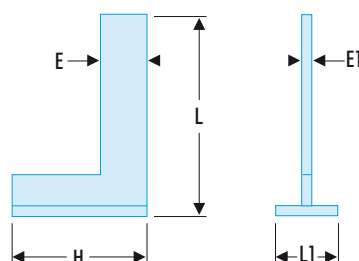


#### NF E 11-103, DIN 875

- Accuracy:  $\pm 5 + h/50 \mu\text{m}$  (h being height in mm).
- Stainless steel.
- Ground exterior edges and flat surfaces.

➤	E x E1 [mm]	L x H [mm]	ΔΔ [kg]
<b>818.75CLO</b>	15 x 5	75 x 50	0,140
<b>818.100CLO</b>	20 x 5	100 x 70	0,220
<b>818.150CLO</b>	27 x 6	150 x 100	0,455
<b>818.200CLO</b>	31 x 7	200 x 130	0,760
<b>818.300CLO</b>	39 x 8	300 x 200	1,765

### 819.CLO - Stainless steel flanged precision squares - Class 0

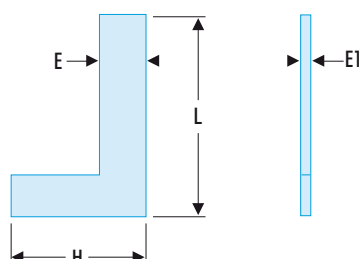


#### NF E 11-103, DIN 875

- Accuracy:  $\pm 5 + h/50 \mu\text{m}$  (h being height in mm).
- Stainless steel.
- Ground exterior edges and flat surfaces.

➤	E x E1 [mm]	L1 [mm]	L x H [mm]	ΔΔ [kg]
<b>819.75CLO</b>	15 x 5	15	75 x 50	0,175
<b>819.100CLO</b>	20 x 5	20	100 x 70	0,280
<b>819.150CLO</b>	27 x 6	28	150 x 100	0,600
<b>819.200CLO</b>	31 x 7	32	200 x 130	1,095
<b>819.300CLO</b>	39 x 8	40	300 x 200	2,337

### 818B - Basic squares - Class I

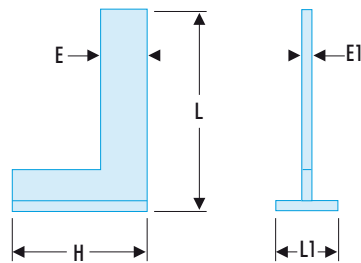


#### NF E 11-103, DIN 875

- Ground sides and chamfers.
- XC12 steel.

➤	E x E1 [mm]	L x H [mm]	ΔΔ [kg]
<b>818B.10</b>	19 x 5	100 x 70	0,130
<b>818B.15</b>	24 x 6	150 x 100	0,240
<b>818B.20</b>	30 x 7	200 x 130	0,410
<b>818B.30</b>	30 x 7	300 x 180	0,880

## 819B - Basic flanged squares - Class I

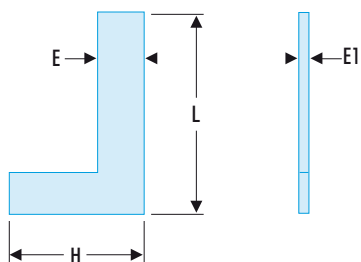


NF E 11-103, DIN 875

- Ground sides and chamfers.
- Screwed flange.
- XC12 steel.
- Supplied with compliance certificate.

⇒	E x E1 [mm]	L1 [mm]	L x H [mm]	ΔΔ [kg]
<b>819B.10</b>	19 x 5	20	100 x 70	0,250
<b>819B.15</b>	24 x 6	25	150 x 100	0,470
<b>819B.20</b>	30 x 7	30	200 x 130	0,800
<b>819B.25</b>	30 x 7	30	250 x 160	0,980
<b>819B.30</b>	30 x 7	30	300 x 180	1,205

## DELA.1256 - Basic squares - Class II

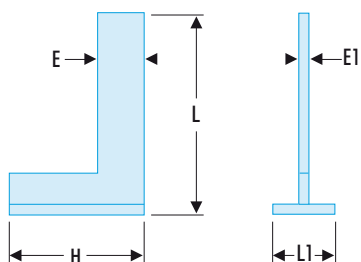


NF E 11-103, DIN 875

- Basic 90° squares.

⇒	E x E1 [mm]	L x H [mm]	ΔΔ [kg]
<b>DELA.1256.02</b>	20 x 5	100 x 70	0,125
<b>DELA.1256.04</b>	20 x 5	150 x 100	0,290
<b>DELA.1256.06</b>	30 x 7	200 x 130	0,515
<b>DELA.1256.07</b>	30 x 7	250 x 165	0,580
<b>DELA.1256.08</b>	30 x 7	300 x 200	0,700
<b>DELA.1256.10</b>	40 x 7	500 x 330	1,800

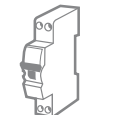
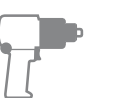
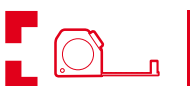
## DELA.1257 - Basic flanged squares - Class II



NF E 11-103, DIN 875

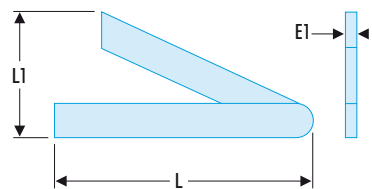

- Screwed flange.
- Perfect bearing of heel and side.

⇒	E x E1 [mm]	L1 [mm]	L x H [mm]	ΔΔ [kg]
<b>DELA.1257.02</b>	20 x 5	20	100 x 70	0,200
<b>DELA.1257.04</b>	20 x 5	20	150 x 100	0,390
<b>DELA.1257.06</b>	30 x 7	30	200 x 130	0,715
<b>DELA.1257.07</b>	30 x 7	30	250 x 165	0,850
<b>DELA.1257.08</b>	40 x 8	40	300 x 200	1,020
<b>DELA.1257.10</b>	40 x 7	40	500 x 330	2,600



## Other squares

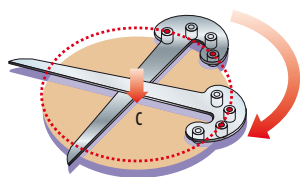
### 817 - Dummy squares



- Surface and edges in ground steel.

➤	E1 [mm]	L [mm]	L1 [mm]	ΔΔ [g]
<b>817.15</b>	15	150	19 - 145	350
<b>817.20</b>	15	200	24 - 195	580
<b>817.25</b>	15	250	24 - 240	720
<b>817.30</b>	15	300	24 - 285	810

### DELA.1290.00 Centering square



- Steel square with 4 symmetrical studs.
  - Allows to determine the center of an arc of circle in two operations.
- Weight: 100 g.

### DELA.1272 - Flanged double tab squares

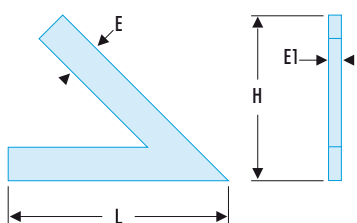


NF E 11-103, DIN 875

- Angles 30°, 45°, 60°, 90°.

➤	L [mm]	L1 [mm]	ΔΔ [g]
<b>DELA.1272.01</b>	100	78	270
<b>DELA.1272.03</b>	150	105	600
<b>DELA.1272.04</b>	200	142	720

### Flanged square 45°



➤	E x E1 [mm]	L x H [mm]	ΔΔ [g]
<b>DELA.1292.00</b>	26 x 7	150 x 150	324

## Bevel protractors























**1885.00 Bevel protractor**


- Ground stainless steel.
  - Base of the sector divided in mm.
  - Double division reversed from 0 to 180°.
  - Sector Ø: 85 mm.
  - Rule length: 170 mm.
  - Easy reading by an index inside a port.
- Weight: 150 g.

**DELA.1880.00 High capacity bevel protractor**


- Tempered steel.
  - Graduations in degrees.
  - Empty sector for measuring angles from 10 to 170°.
  - Sector Ø: 200 mm.
  - Rule length: 400 mm.
  - Slide rule, screw locking.
- Weight: 420 g.

**DELA.1897.02 Simplified bevel protractor**


- Stainless steel model without square.
  - Accuracy: 5 mn arc.
  - Length: 300 mm.
  - Supplied in case (L. x D. x H.): 370 x 145 x 35 mm.
- Weight: 400 g.

**813B.S High precision bevel protractor**


- Tempered stainless steel bevel protractor.
  - Anti-reflection mat chrome reading surface.
  - Measurement range 0 - 360°.
  - Minimum reading: 5° arc on vernier.
  - Dial diameter: 70 mm.
  - Dimensions (L. x D. x H.): 315 x 75 x 20 mm.
  - Dial pivots with vernier and dial locking screw.
  - 2 End rules cut at 45° and 60°, including:
    - 1 short rule 200 mm x 16 mm.
    - 1 long rule 300 mm x 16 mm.
  - Rule offset by 85 mm x 16 mm.
  - Slide rules locking screw.
  - Magnifying glass.
  - Cast iron base: 70 mm x 30 mm.
  - Supplied in rigid case dimensions (L. x D. x H.): 325 x 125 x 47 mm.
- Weight: 1.466 kg.

## Feeler gauges

### ▣ 804 Round tip metric thickness gauges



- Set of 19 feeler gauges (round tip): 4/100 --> 100/100 mm.
- Blade length: 90 mm.
- Weight: 60 g.

### ▣ 804.L Long metric thickness gauges



- Set of 19 feeler gauges (round tip): 4/100 --> 25/100 mm.
- Blade length: 150 mm.

### ▣ 804.P Sharp tip metric thickness gauges



- Set of 19 feeler gauges (tapered tip): 4/100 --> 100/100 mm.
- Blade length: 90 mm.

### ▣ 804.AM Anti-magnetic metric thickness gauges



- Set of 19 feeler gauges (tapered tip): 10/100 --> 100/100 mm.
- Blade length: 100 mm.
- Brass blades.

## 804.U Inch thickness gauges



- Set of 26 feeler gauges (tapered tip): 15/10000 --> 250/10000 inches.
- Blade length: 3"1/2 (88.9 mm).

## Radius gauges

### Radius gauges



- To check the radii of fillets and connections.
- Tempered steel blades.
- 3 models for concave and convex radii 1 to 25 mm.

Code	A [mm]	Number of Blades	Content set	ΔΔ [g]
<b>DELA.1786.00</b>	1,0 --> 7,0	34	1,00 - 1,25 - 1,50 - 1,75 - 2,00 - 2,25 - 2,50 - 2,75 - 3,00 - 3,50 - 4,00 - 4,50 - 5,00 - 5,50 - 6,00 - 6,50 - 7,00	65
<b>DELA.1787.00</b>	7,5 --> 15,0	32	7,50 - 8,00 - 8,50 - 9,00 - 9,50 - 10,00 - 10,50 - 11,00 - 11,50 - 12,00 - 12,5 - 13,00 - 13,50 - 14,00 - 14,50 - 15,00	80
<b>DELA.1790.00</b>	15,5 --> 25,0	30	15,50 - 16,00 - 16,50 - 17,00 - 17,50 - 18,00 - 18,50 - 19,00 - 19,50 - 20,00 - 21,00 - 22,00 - 23,00 - 24,00 - 25,00	125

## Screw pitch gauges

### 814 - Screw pitch gauges



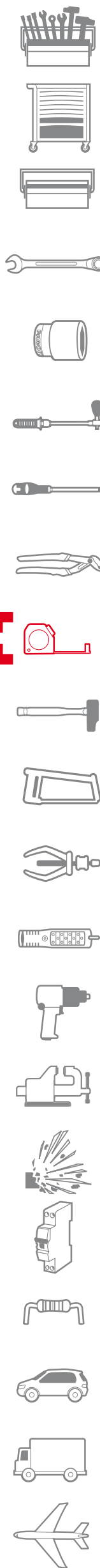
Code	Number of Blades	Thread Forms	Content set	ΔΔ [g]
<b>814.M</b>	60° cutting gauge + 31 blades	Metric thread	25 - 30 - 35 - 40 - 45 - 50 - 55 - 60 - 65 - 70 - 75 - 80 - 85 - 90 - 100 - 110 - 120 - 125 - 130 - 140 - 150 - 160 - 170 - 175 - 180 - 190 - 200 - 225 - 250 - 275 - 300	53
<b>814.NI</b>	60° cutting gauge + 25 blades	I.S.O thread	0,25 - 0,30 - 0,35 - 0,40 - 0,45 - 0,50 - 0,60 - 0,70 - 0,75 - 0,80 - 1,00 - 1,25 - 1,50 - 1,75 - 2,00 - 2,50 - 3,00 - 3,50 - 4,00 - 4,50 - 5,00 - 5,50 - 6,00 - 6,50 - 7,00	35
<b>814.WH</b>	55° cutting gauge + 29 blades	Whitworth thread	4 - 4,5 - 5 - 6 - 7 - 8 - 9 - 10 - 11 - 12 - 13 - 14 - 16 - 18 - 19 - 20 - 22 - 24 - 25 - 26 - 28 - 30 - 32 - 34 - 36 - 38 - 40 - 48 - 60	40
<b>814.G</b>	8 blades	Gas thread	Filets intérieurs : 11 - 14 - 19 - 28 Filets extérieurs : 11 - 14 - 19 - 28	20

## Drill bit gauges

### DELA.1952.00 Drill bit gauges

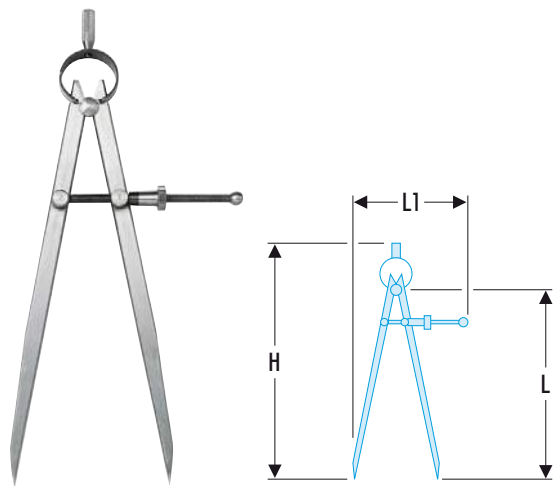


- For 120° drill bit sharpening angle.
  - The drill bit edge dimension is divided into 1/2 mm from 0 to 20.
  - Stainless steel.
- Weight: 50 g.



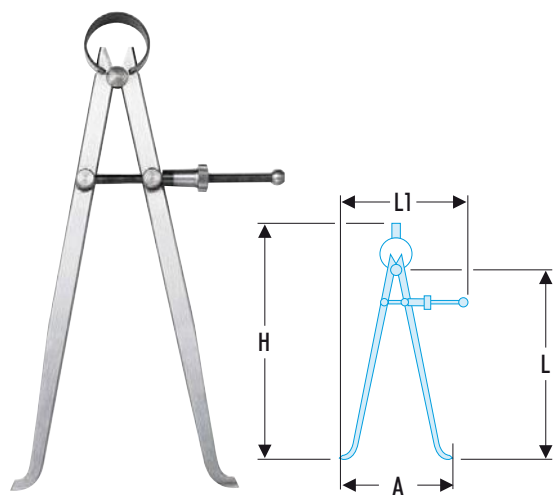
## Scriber

### DELA.1901 - Dry tip scriber



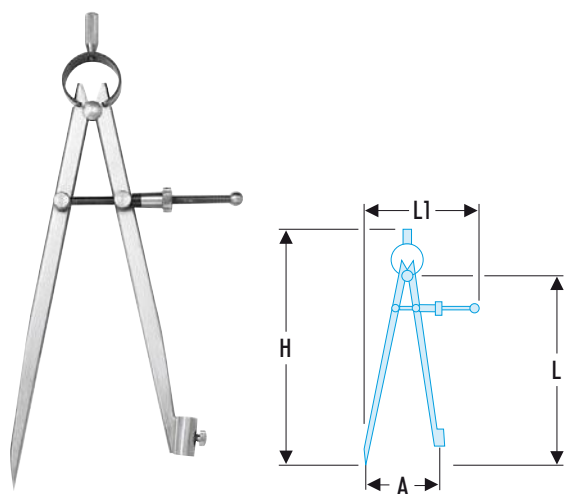
⇒	H [mm]	L [mm]	L1 [mm]	ΔΔ [g]
<b>DELA.1901.05</b>	195	150	85	90
<b>DELA.1901.07</b>	245	200	100	160
<b>DELA.1901.08</b>	300	250	125	200
<b>DELA.1901.09</b>	350	300	140	240

### DELA.1902 - Interior scriber



⇒	A [mm]	H [mm]	L [mm]	L1 [mm]	ΔΔ [g]
<b>DELA.1902.04</b>	160	170	150	82	80
<b>DELA.1902.06</b>	210	225	200	100	165
<b>DELA.1902.08</b>	315	325	300	125	230

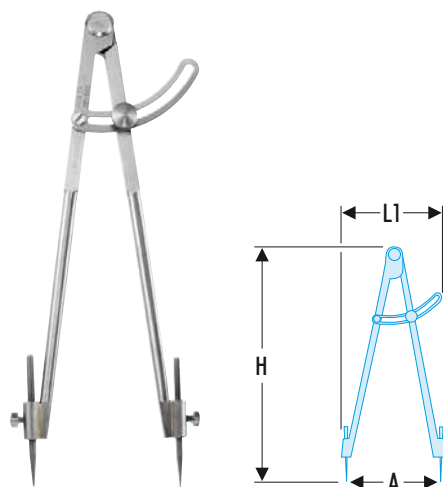
### Pen holder scriber



- Pen: Ø 8 mm.

⇒	A [mm]	H [mm]	L [mm]	L1 [mm]	ΔΔ [g]
<b>DELA.1905.05</b>	250	300	250	125	210

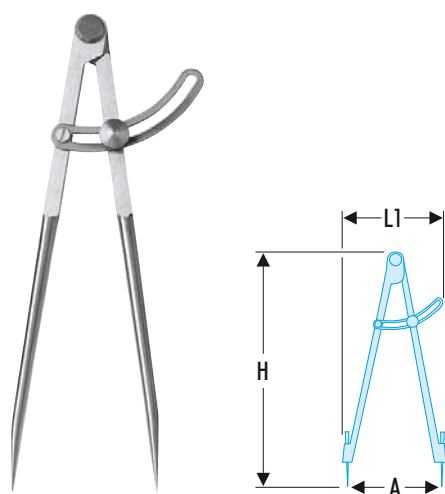
### 823 - 1/4" circle scriber



- Straight models with very rigid branches in polished steel, tempered tips, interchangeable.
- Tips only: 823.19SE1 - 823.25SE1.

⇒	A [mm]	H [mm]	L1 [mm]	ΔΔ [g]
<b>823.19</b>	220	190	70	235
<b>823.25</b>	250	250	94	370

## DELA.1908 - 1/4" tip circle scriber



Ref	A [mm]	H [mm]	L1 [mm]	ΔΔ [g]
<b>DELA.1908.03</b>	220	190	68	180
<b>DELA.1908.04</b>	250	250	68	190

## Measuring marking out set

### MOD.234 Measuring marking out set



- 257G: automatic centre punch.
  - 234: scriber.
  - 893.316: tape measure 3 m.
  - DELA.1051.05: rule 300 mm.
  - 1885.00: bevel protractor.
  - DELA.1223.02: straight square and tab 300 mm.
  - Thermoformed module PL633.
- Weight: 1.050 kg.

## Steel scribers

### 234 Steel scriber



- Tip treated in chrome vanadium steel.
  - Tip: Ø 4 mm.
  - Length: 190 mm.
- Weight: 20 g.

### 234.S Interchangeable steel tip scriber



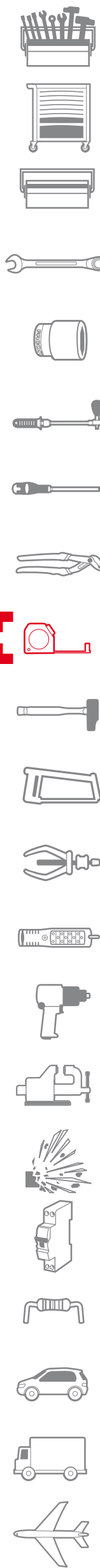
- Tip treated in fast steel.
  - Tips: Ø 4 mm.
  - Body: Ø 8 mm.
  - Length: 260 mm.
- Weight: 58 g.

Set of 2 spare tips: 234.SP2.

### DELA.1586.00 Steel scriber - plastic body



- Tip treated in chrome vanadium steel.
  - Tip: Ø 4 mm.
  - Body: Ø 8 mm.
  - Length: 210 mm.
- Weight: 20 g.





## DELA.1589.00 Pen type carbide scriber



- Steel hexagonal body with a staple.
- Resharpenable tip:
  - Length: 12 mm.
  - Ø: 2.5 mm.
- Length: 150 mm.
- Weight: 35 g.

## 233A Retractable carbide scriber



- Body with a staple.
- Double sharpened tip in tungsten carbide.
- Tip: Ø 2 mm.
- Body: Ø 8 mm.
- Length: 145 mm.
- Weight: 16 g.

Set of 5 spare tips: 233.P5.

## 236 One-piece carbide scriber



- Tungsten carbide offset tip for scribing on tempered parts: Ø 2 mm.
- Octagon-shape body: Ø 12 mm.
- Length: 180 mm.
- Weight: 30 g.

## Square tips



- Square blade treated steel tip.
- Protwist ergonomic handle.
- For tapping hole, chamferring, deburring, etc.

⇒	L [mm]	Blade	Handle	ΔΔ [g]
<b>AP6X80</b>	190	6 x 80	30 x 110	80
<b>AP8X125</b>	245	8 x 125	36 x 125	120

## Letter and digit punches

### 292A - Set of 26 letter punches and punch



- Letter heights: 3 to 8 mm.
- Carbon steel 60 HRC.
- Supplied in plastic box.

⇒	A [mm]	L [mm]	Cross-section [mm]	Dimension [mm]
<b>292A.3</b>	3	70	8 x 8	110 x 40 x 80
<b>292A.4</b>	4	70	8 x 8	110 x 40 x 80
<b>292A.5</b>	5	75	10 x 10	110 x 40 x 80
<b>292A.6</b>	6	75	10 x 10	110 x 40 x 80
<b>292A.8</b>	8	83	13 x 13	145 x 55 x 90

293A - Set of 9 digit punches



- Digit heights: 2 to 8 mm.
- Carbon steel 60 HRc.
- Supplied in plastic box.

Ref	A [mm]	L [mm]	Cross-section [mm]	Dimension [mm]
293A.3	2	70	8 x 8	40 x 40 x 80
293A.4	4	75	8 x 8	40 x 40 x 80
293A.5	5	75	10 x 10	40 x 40 x 80
293A.6	6	75	10 x 10	40 x 40 x 80
293A.8	8	83	13 x 13	55 x 55 x 90

SHORT TAPE MEASURES

Exceptional abrasion wear and corrosion resistance

Blade

- High protection nylon coating.
- Professional-quality blade for all uses, ideal for intensive use.
- Optimum readability. Mat anti-glare finish.

High rigidity

- Up to 2.90m vertically and 2.30 m horizontally without bending for the 25mm wide blade.

Hook

- Tensile strength exceeds 1,000 N (100 Kg).
- Wide, protective hook. Hardened steel.
- Equipped with a stainless steel reinforcing plate.
- Sliding hook for hooking or internal and external measuring.

Class of accuracy	Length in m / Tolerance in mm					
	1 m	2 m	3 m	5 m	8 m	10 m
II	±0,5	±0,7	±0,9	±1,3	±1,3	±2,3

All FACOM tapes comply with current European standards. Allowable tolerances as the following table:

SELECTION GUIDE	Stainless steel case 897 nylon-coated blade	ABS case 893 nylon-coated blade	Stainless steel case 800 series varnish-coated blade	ABS case 893 nylon-coated blade. Direct reading
2 M				
3 M				
5 M				
8 M				
10 M				

DIRECT READING: For directly measuring the distance between two faces. 893.316F



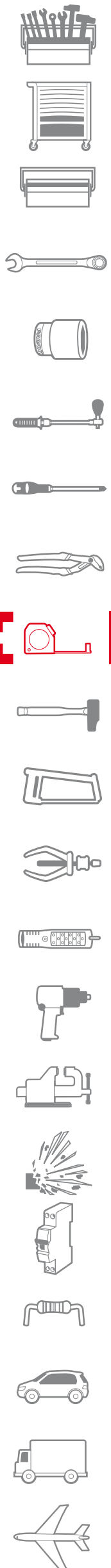
Hardened, concave, carbon steel.



Wide hook.



High contrast, bold figures, differentiated graduations, red "tens" markers.



## Stainless series

### SERIES 897

## PROFESSIONAL QUALITY STAINLESS STEEL AND BI-MATERIAL TAPE MEASURES

### Blade lock

- Ergonomic 2-position lock.
- Simple, effortless operation.

### Soft coating

- Comfortable, non-slip grip.
- Prevents shocks when dropped.
- Stainless steel case.

### Facom hook

- Corner protection to prevent accidental cutting.
- 3 rivets for increased pulling resistance.

### Belt clip

- Stainless steel.

### Facom blade


- High performance nylon coating.



Blade lock



Soft coating



Facom hook

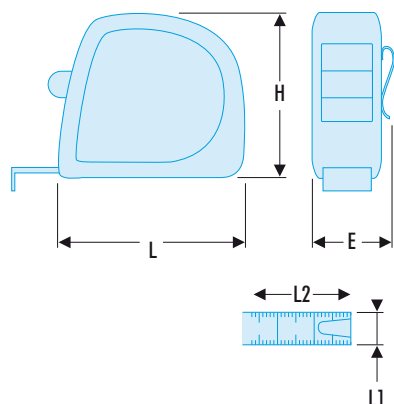


Belt clip



Facom blade

### 897 - Stainless body tape measure



- Body with stainless reinforcement plate.
- Soft coating withstanding impacts and intense conditions of use.
- Mat anti-reflection nylon tape.
- 3-rivet blade covering with stainless steel reinforcement plate.
- Horizontal and vertical tape rigidity see dimension table.
- Interior measurement by adding the L dimension (see table).
- Stainless belt clip.

➔	E [mm]	H [mm]	L [mm]	L1 [mm]	L2 [m]
<b>897.216</b>	32,0	64	70	16	2
<b>897.319</b>	32,0	64	70	19	3
<b>897.525</b>	41,0	72	78	25	5
<b>897.825</b>	40,5	82	85	25	8
<b>897.1025</b>	40,5	82	90	25	10

## ABS series

### SERIES 893

#### COMPACT, RESISTANT AND EASY TO MAINTAIN!

##### Easily accessible tape lock

- For keeping a measurement, making comparative measurements, marking-out, etc.

##### Stainless steel belt clip

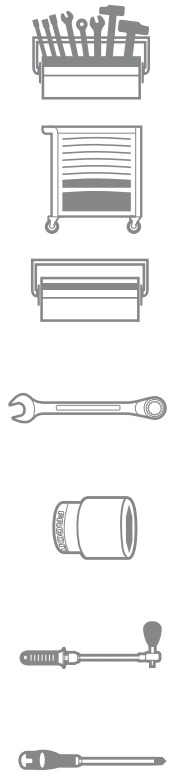
- For easy carrying.

##### Wrist strap hole

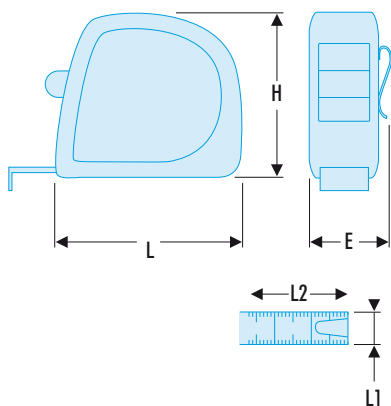
- Avoids dropping the tape, frees the hand. Hole (except 893.316F).

##### Functional case

- Base and bearing face at 90°.
- Rounded additional length.

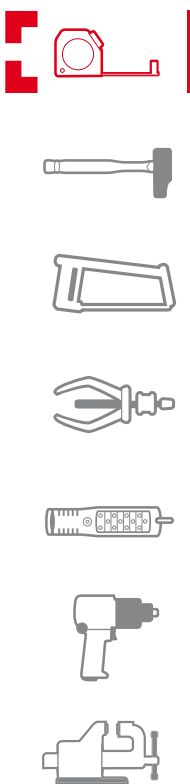


#### 893 - ABS body tape measure

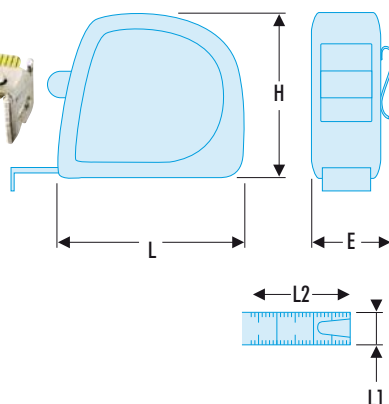


- Ergonomic, ABS material.
- Tape with mat anti-reflection nylon tape.
- High strength tape.
- High strength cover hook:
  - 2 rivets with stainless reinforcement plate on the 2 and 3 m.
  - 3 rivets with stainless reinforcement plate on the 5 and 8 m.
- Interior measurements by adding the L dimension (see table).

FACOM	E [mm]	H [mm]	L [mm]	L1 [mm]	L2 [m]	ΔΔ [g]
893.213	24,0	52,0	55	13	2	78
893.316	27,0	60,0	60	16	3	126
893.519	31,0	67,0	70	19	5	197
893.825	37,5	81,5	85	25	8	200

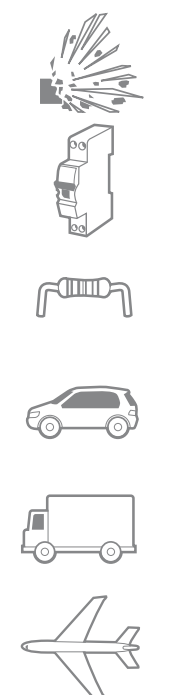


#### ABS body tape measure - 3 metres with panoramic window



- Ergonomic, ABS material.
- Tape 3 m x 16 mm.
- Anti-reflection nylon tape.
- Tape printed recto and verso, for direct reading in the interior measurement window.
- Cover hook, 2 rivets.
- Stainless reinforcement plate.

FACOM	E [mm]	H [mm]	L [mm]	L1 [mm]	L2 [m]	ΔΔ [g]
893.316F	27	60	60	16	121	121



# Short length tape measures

## Metal series

### 800A-801A - Stainless body 2, 3 meter tape measures



- Compact.
- Width: 16 mm.
- Tape with 2 rivets.
- Rigidity up to 1.10 m.

➤	A [mm]	E [mm]	H [mm]	L1 [mm]	L2 [m]	ΔΔ [g]
<b>800A</b>	50	21,4	50	16	2	90
<b>801A</b>	60	21,4	60	16	3	125

## Export series mm and inch (not for sale in France)

### METRIC AND INCH EXPORT TAPE

- Hardened steel blade, concave for stiffness.
- Yellow background, protective coating.
- Identical casing to equivalent metric series.
- Double marking tapes are not for sale in the French territory.



### 800A-801A.EX - Stainless body tape measure - mm and inches



- Compact.
- Metric and imperial double graduation tape measure (not for sale in France).
- Width: 16 mm.
- Tape with 2 rivets.
- Rigidity up to 1.10 m.

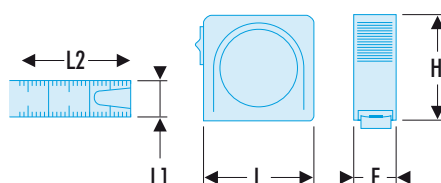
➤	E [mm]	H [mm]	L [mm]	L1 [mm]	L2 ["]	L2 [m]	ΔΔ [g]
<b>800A.EX</b>	21,4	50	50	16	6	2	90
<b>801A.EX</b>	21,4	60	60	16	10	3	125

### DELA.EX - ABS body tape measure - mm and inches



- Metric and imperial double graduation tape measure (not for sale in France).

➤	E [mm]	H [mm]	L1 [mm]	L2 ["]	L2 [m]	ΔΔ [g]
<b>DELA.25.00EX</b>	33	62	16	6	2	98
<b>DELA.35.00EX</b>	33	62	16	10	3	124
<b>DELA.55.00EX</b>	44	71	19	16	5	202



**LONG TAPE MEASURES**


Plastiver tapes are ideal for "outdoor" applications (e.g. building sites...). Stringent inspection procedures ensure that our tapes conform to precision class I, II or III.

**STEEL TAPE: Class I and II**




- Hard-wearing coating
- Yellow finish
- Corrosion protection
- Hardened steel

**PLASTIVER TAPE: Class III**



32 glass-fibre strands coated with PVC, centimeters marked in black and metres in red for excellent readability.



**Tape treated anticorrosion Class I**

**CORROSION RESISTANT STEEL TAPE**



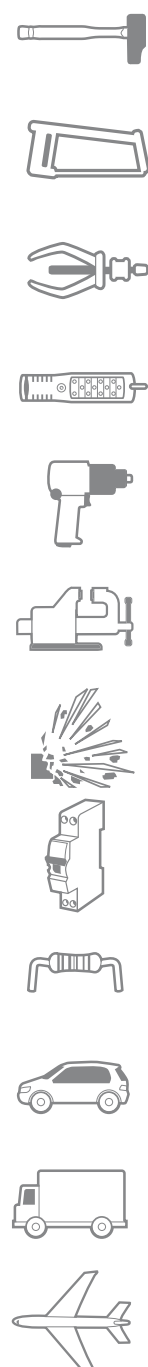
**Definition of class I**

The particularly exacting tolerances of class I are limited to  $\pm 1/10$  millimeter per metre. Class I tapes are supplied complete with a COFRAC calibration certificate. They have the "zero mark" approximately 10 cm after the beginning of the tape.

**Calibration certificate**

These tapes come with a COFRAC-approved calibration certificate. This certificate is in line with ISO 9000 certification procedures.

- For 10m and 20m tapes, checks are made every metre.
- For 30m and 50m tapes, checks are at 5-metre intervals.



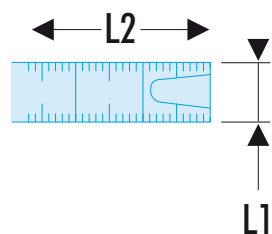
**DELA.62881 - Cutout body tape measure**



- Tape treated anticorrosion Class I.
- Lacquered steel body with folding crank.
- Tape guide rollers.
- Loop with folding hook.
- "Line" measurement, the zero starts 10 cm after the loop.

	L1 [mm]	L2 [m]	$\Delta\Delta$ [g]
<b>DELA.62881.01C</b>	13	10	369
<b>DELA.62881.02C</b>	13	20	604

## DELA.62883 - Challenger tape measures

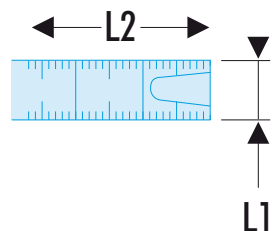


- Tape treated anticorrosion Class I.
- Revolver handle, ergonomic with folding crank.
- Loop with folding hook.
- "Line" measurement, the zero starts 10 cm after the loop.
- Supplied in case dimensions (L. x D. x H.):  
325 x 275 x 56 mm.

DE	L1 [mm]	L2 [m]	$\Delta\Delta$ [g]
<b>DELA.62883.03C</b>	13	30	1270
<b>DELA.62883.04C</b>	13	50	1720

## Tape treated anticorrosion Class II

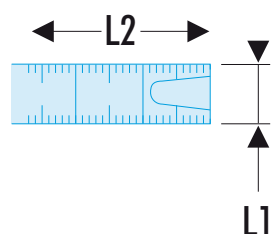
### DELA.2881 - Cutout body tape measures



- Tape treated anticorrosion Class II.
- Lacquered steel body with folding crank.
- Tape guide rollers.
- Loop with folding hook.

DE	L1 [mm]	L2 [m]	$\Delta\Delta$ [g]
<b>DELA.2881.01</b>	13	10	369
<b>DELA.2881.02</b>	13	20	604
<b>DELA.2881.03</b>	13	30	874

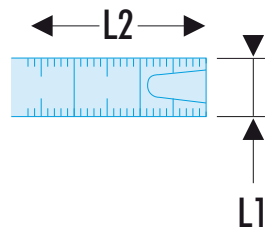
### Challenger tape measure 50 m



- Tape treated anticorrosion Class II.
- Revolver handle, ergonomic with folding crank.
- Loop with folding hook.
- Supplied in case dimensions (L. x D. x H.):  
325 x 275 x 56 mm.

DE	L1 [mm]	L2 [m]	$\Delta\Delta$ [g]
<b>DELA.2883.04</b>	13	50	1720

## DELA.2831 - Profile body tape measures

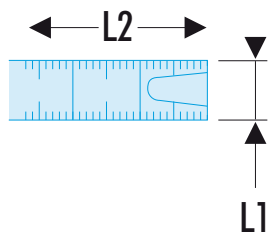


- ABS body with folding crank.
- Tape treated anticorrosion.
- Folding crank.

DELA	L1 [mm]	L2 [m]	ΔΔ [g]
<b>DELA.2831.01</b>	10	10	175
<b>DELA.2831.03</b>	10	20	339
<b>DELA.2831.05</b>	10	30	493

## Plastiver tape Class III

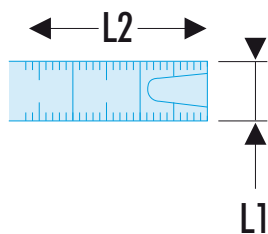
### DELA.8947 - Discover closed body tape measures



- Plastiver tape Class III.
- Synthetic closed body with folding crank.
- Recto verso graduation.
- Loop with hook.
- Fast winding.

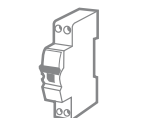
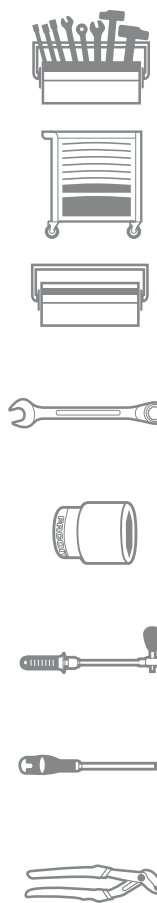
DELA	L1 [mm]	L2 [m]	ΔΔ [g]
<b>DELA.8947.02</b>	15	10	161
<b>DELA.8947.03</b>	15	20	318

### Cutout body tape measure 20 m



- Plastiver tape Class III.
- Steel cutout body with folding crank.
- Recto verso graduation.
- Loop with hook.
- Fast winding.

DELA	L1 [mm]	L2 [m]	ΔΔ [g]
<b>DELA.2882.20</b>	15	20	480





## Engineers levels

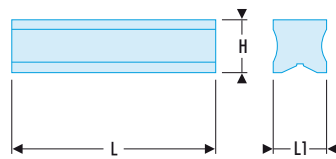
### Two-vial level



- Accuracy: 0.4 mm/m.
- Dressed steel with grooves for cylindrical surfaces.
- Adjustable and protected longitudinal vial.

➤	L [mm]	$\Delta\Delta$ [g]
<b>DELA.3151.01</b>	200	400

### 3067 - High accuracy straight levels

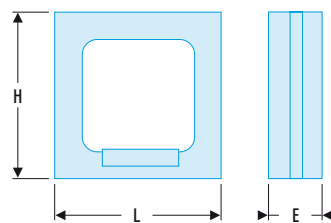


#### DIN 877

- Stabilised cast iron levels.
- Accuracy: 0.04 mm/m.
- Sides with anti-slip insulating pads.
- Vials protected by colourless plexiglas.
- Prismatic base with 140° Vee.
- Liquid: ether.
- supplied in wood case with compliance certificate.

➤	H [mm]	L [mm]	L1 [mm]	$\Delta\Delta$ [kg]
<b>3067.200</b>	42,5	200	40	1,620
<b>3067.300</b>	47,0	300	50	2,580

### Cross-test level



#### DIN 877

- Stabilised cast iron level.
- Accuracy: 0.04 mm/m.
- Sides with anti-slip insulating pads.
- Vials protected by colourless plexiglas.
- Prismatic base with 140° Vee.
- Liquid: ether.
- Supplied in wood case with compliance certificate.

➤	E [mm]	H [mm]	L [mm]	$\Delta\Delta$ [kg]
<b>3071.200</b>	42,5	200	200	4,300

### DELA.3180 - Round laid levels



- Spherical vial levels.
- Checking horizontal surfaces along two axes.
- Nickel-plated brass.

➤	d [mm]	$\Delta\Delta$ [g]
<b>DELA.3180.02</b>	25	12
<b>DELA.3180.03</b>	30	20
<b>DELA.3180.05</b>	50	80

Builders levels

LEVELS

**EASY-TO-USE,  
PROFESSIONAL  
GRADE TOOLS!**

**Accuracy**


- The accuracy of a level is defined by 2 elements:
  - The quality of machining of the flat faces,
  - The quality and positioning of the vial.
- Vial integral with the body of the level.

**Readability**

- Vial machined from a solid acrylic block:
  - Anti-reflective.
  - Anti-parallax.
- Does not become clouded over time.
- High impact resistance.

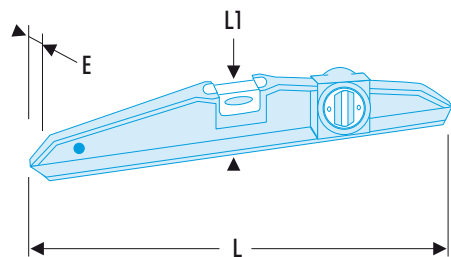
**Durability**

- Unbreakable synthetic caps.
- Impact-protection system providing maximum protection to the face.
- Rigid.
- Leak proof and highly impact-resistant acrylic glass.



Trapezoidal levels

307BM - Magnetic trapezoidal levels

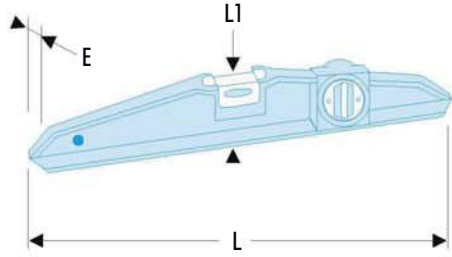


DIN 877

- In reverse position, accuracy 0.75 mm/m.
- Massive light alloy body, pressure moulded.
- Electrostatic powder protective coating.

	E [mm]	L [mm]	L1 [mm]	ΔΔ [g]
<b>307BM.25</b>	22	250	45	200
<b>307BM.40</b>	23	400	50	420
<b>307BM.60</b>	23	600	50	680

## 307B - Standard trapezoidal levels



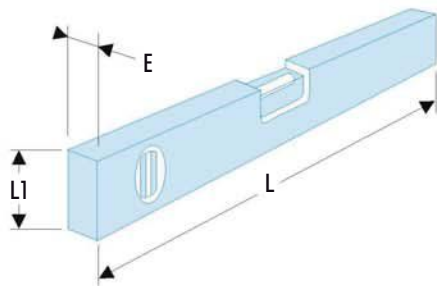
### DIN 877

- In reverse position, accuracy 0.75 mm/m.
- Massive light alloy body, pressure moulded.
- Electrostatic powder protective coating.

➤	E [mm]	L [mm]	L1 [mm]	ΔΔ [g]
<b>307B.25</b>	22	250	45	200
<b>307B.40</b>	23	400	50	420
<b>307B.60</b>	23	600	50	680

## Tubular-section levels

### 320B - Standard levels, 1 machined sole plate

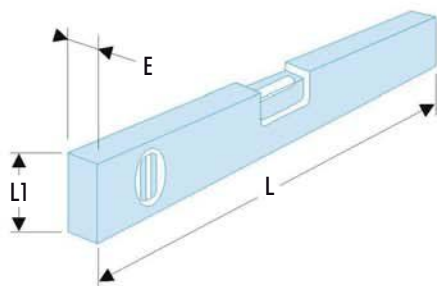


### DIN 877

- In reverse position, accuracy 0.75 mm/m.
- Light alloy body, drawn.
- Electrostatic powder coating.
- Vertical vial and horizontal vial.

➤	E [mm]	L [mm]	L1 [mm]	ΔΔ [g]
<b>320B.40</b>	21	400	50	300
<b>320B.60</b>	21	600	50	480

### 309BM - Magnetic levels

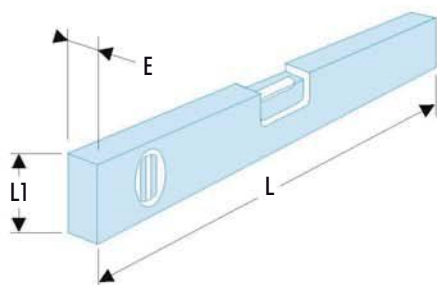


### DIN 877

- In reverse position, accuracy 1 mm/m.
- Light alloy body, drawn.
- Smooth anodized surfaces (easy cleaning).
- Vertical vial and horizontal vial.

➤	E [mm]	L [mm]	L1 [mm]	ΔΔ [g]
<b>309BM.40</b>	21	400	50	300
<b>309BM.60</b>	21	600	50	500

### 311B - Magnetic levels, 1 machined sole plate



### DIN 877

- In reverse position, accuracy 0.5 mm/m.
- Fitted with a vertical vial, horizontal vial, and a declivity vial.

➤	E [mm]	L [mm]	L1 [mm]
<b>311B.60</b>	25	600	54
<b>311B.80</b>	25	800	54

## Duralumin folding rules

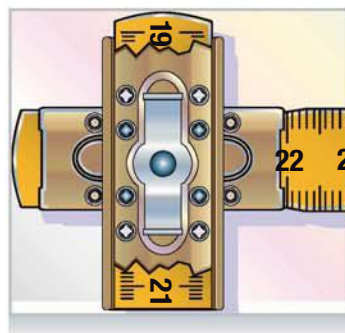
### FOLDING RULES

**FOLDING RULES ARE THE BUILDER'S TRADITIONAL MEASURING TOOL!**

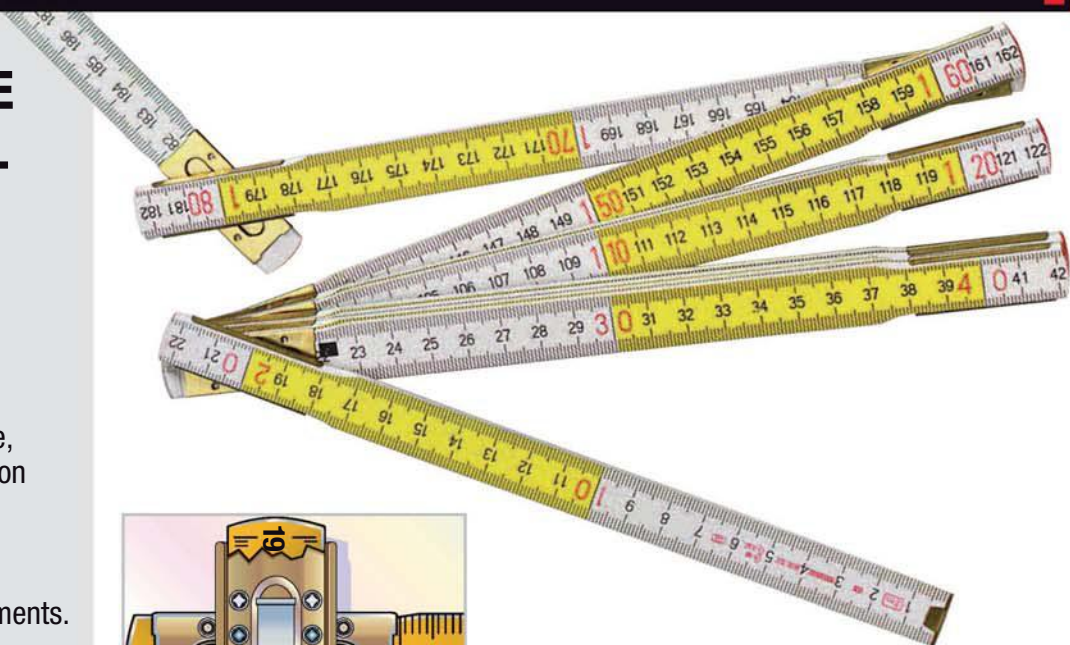
**The FACOM DELA range features 4 models:**

- 2 duralumin, 1 wooden and 1 synthetic rule, complying with the requirements of precision class III.
- The blades are locked into position either by brass springs or by embossed notches.
- Typical specifications for measuring instruments.


Precision tolerances		
Length	1 m	2 m
Class III	+/- 1.0 mm	+/- 1.4 mm



Springs are located within the trim inlaid in the wood, preventing expansion of the joints in damp conditions.



#### DELA.625.00 Duralumin blade rules Class III 1 meter - 5 branches



- Deep chemical engraving.
- Recto verso marking in mm.
- Brass springs.
- Satin surface.
- Width: 15 mm.
- Weight: 92 g.


#### DELA.626.00 Duralumin blade rules Class III 2 meters - 10 branches



- Deep chemical engraving.
- Recto verso marking in mm.
- Brass springs.
- Satin surface.
- Width: 15 mm.
- Weight: 162 g.

## Synthetic folding rule

#### DELA.401.00 Synthetic blade rule Class III 2 meters - 10 branches



- Recto verso graduation on the 2 edges in mm.
- Clicked branches 90° or 180°.
- Washable.
- Width: 16 mm.
- Weight: 105 g.



## Squares

### DELA.1223 - Stainless steel joiners squares



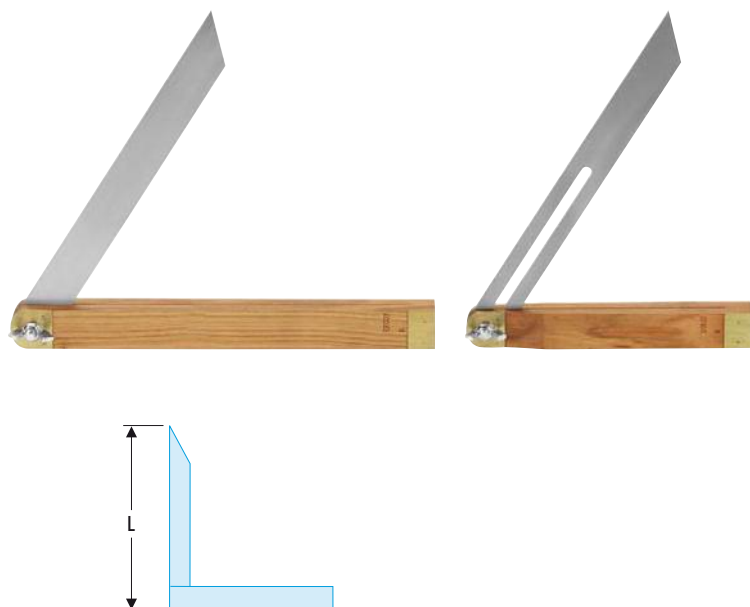
#### NF E 73-205

- Stainless steel blade divided in recto-verso protected by a sleeve.
- Anti-reflection.
- Deep engravings.
- Anodised aluminium heel.

➤	L x H [mm]	ΔΔ [g]
<b>DELA.1223.01</b>	200 x 120	160
<b>DELA.1223.02</b>	250 x 140	200
<b>DELA.1223.03</b>	300 x 170	240
<b>DELA.1223.04</b>	400 x 200	300

## False squares

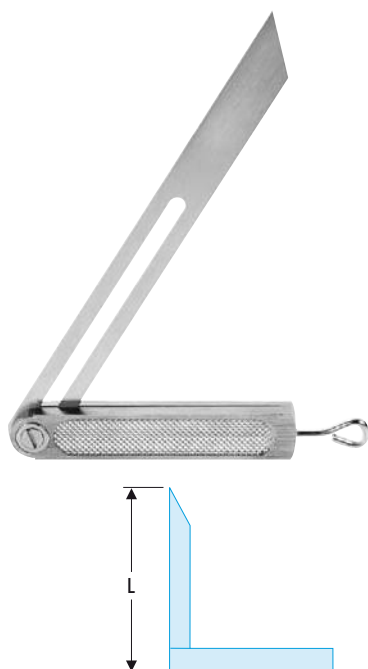
### DELA.1207-1208 - Dummy squares and dummy sliding squares



- Wood heel, steel blade, brass lining.
- 1207: dummy square
- 1208: sliding dummy square

➤	L [mm]	ΔΔ [g]
<b>DELA.1207.02</b>	250	150
<b>DELA.1207.03</b>	300	180
<b>DELA.1208.02</b>	250	120
<b>DELA.1208.03</b>	300	140

### DELA.1276 - Metal dummy sliding squares



- Cast metal heel.
- Steel blade.
- Blade locking by heel tip screw.

➤	L [mm]	ΔΔ [g]
<b>DELA.1276.02</b>	250	260
<b>DELA.1276.03</b>	300	270

Plumb-bob

DELA.3224.00 Plumb-bob



- Engineers plumb-bob.
- Diameter: 16 mm.
- Supplied with 4 m Ø 2 mm line.
- Weight: 125 g.



Chalk line reels

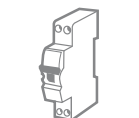
DELA.13299 - Profile chalk line reels



- Ergonomic alu body, anti-wear wire guide.
- Fast winding.
- Polycotton line Ø 1mm with hook.

Spare line 100 m: DELA.3226.01.CORD.

Icon	L [m]	ΔΔ [g]
DELA.13299.15	15	250
DELA.13299.30	30	265



DELA.13298 - Chalk line reels, plum-bob



- Metal container with chalk line locking by folding the crank.
- Chalk line reel: Ø 1.5 mm.

Icon	L [m]	ΔΔ [g]
DELA.3298.15	15	240
DELA.3298.30	30	250



## ▣ DELA.3400.00 Grodel chalk line reel



- Builders carcass and public works.
- High strength synthetic body with folding crank.
- High capacity container.
- Chalk line reel: Ø 3 mm.
- Length: 30 m.
- Weight: 500 g.

## Chalk line powder

### ▣ Blue talcum powder



➤	ΔΔ [g]
<b>DELA.3402.00</b>	100
<b>DELA.3404.00</b>	360

## Chalk sticks

### ▣ DELA.3310.00 Natural "Briançon" chalk sticks



- Natural cut greasy chalk for marking on metal.
- Cross-section: 10 x 10 mm.
- Length: 100 mm.
- Colour: white.
- Box of 50 units.
- Weight: 1.300 kg.

## Sounding leads


### ▣ DELA.5111 - Sounding leads with yellow steel tape



- Anti-corrosion treated steel tape, yellow lacquered.
- Gauges with grounding.
- Suited specifically to explosive environments.
- Grounding prevents electric discharge.
- Weight of 900 g fastened by an anti-twist ball joint.
- Supplied in case dimensions (L. x D. x H.): 325 x 278 x 53 mm.

➤	l [mm]	L [m]	ΔΔ [kg]
<b>DELA.5111.20</b>	13	20	2,300
<b>DELA.5111.30</b>	13	30	2,500

## 5112 - Sounding leads with black steel tape



- Black engraved tape, gloss divisions and digits.
- Gauges with grounding.
- Designed specifically for corrosive and chemical environments.
- Anti-corrosion treatment.
- Weight of 900 g fastened by an anti-twist ball joint.
- Supplied in case dimensions (L. x D. x H.): 325 x 278 x 53 mm.

➤	L [mm]	l [mm]	ΔΔ [kg]
<b>5112.20</b>	20	13	2,400
<b>5112.30</b>	30	13	2,750

## Spare parts for sounding leads

### 5116 - Yellow lacquered steel tapes fitted with weights



➤	L [mm]	l [mm]	ΔΔ [kg]
<b>5116.20A</b>	20	13	1,255
<b>5116.30A</b>	30	13	1,400

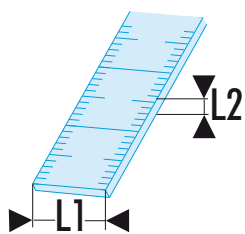
### 5117 - Black engraved steel tapes fitted with weights



➤	L [mm]	l [mm]	ΔΔ [kg]
<b>5117.20A</b>	20	13	1,255
<b>5117.30A</b>	30	13	1,400

## Sounding line gauges

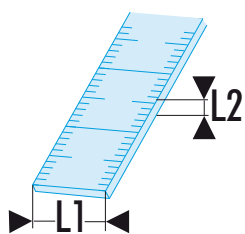
### DELA.5300 - Full sounding line gauges - 0 down



- Rule in AU4G.
- Graduation in mm.
- Cross-section of the base: 15 x 25 x 15 mm.

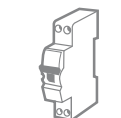
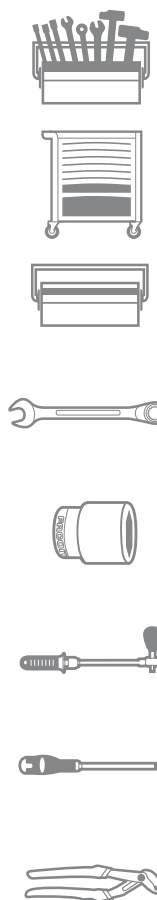
➤	L [mm]	L1 x L2 [mm]	ΔΔ [kg]
<b>DELA.5300.03</b>	2000	21,5 x 1,2	0,750
<b>DELA.5300.05</b>	3000	21,5 x 1,2	1,000
<b>DELA.5300.06</b>	3500	21,5 x 1,2	1,160

### Full sounding line gauges



- Rule AU4G.
- Cross-section of base 20 x 40 x 20 mm.
- Graduation in mm.
- Length 4 m.
- Cross-section 33.4 x 1.2 mm.

➤	L [mm]	L1 x L2 [mm]	ΔΔ [kg]
<b>DELA.5301.03</b>	4000	33,4 x 1,2	3,400





# **IDEMCO**

**W : [www.idemcosb.com.my](http://www.idemcosb.com.my)  
E : [idemco@idemcosb.com.my](mailto:idemco@idemcosb.com.my)  
T : +6 03-7781 7973**