



## MOBILE STORAGE

54



JET+ roller cabinet selection guide .....	54
JET+ roller cabinets.....	56
JET+ safety cabinets .....	62
JET+ mobile workbenches .....	63
Additional chests for JET+ roller cabinets .....	65
Roller chests .....	66
Workstations.....	68
CHRONO+ roller cabinets.....	70
Roller cabinet accessories selection guide .....	72
Roller cabinet accessories .....	73

## JETLINE MODULAR FIXED STORAGE

80



Base units.....	82
Top units.....	85
Top cabinets .....	87
Vertical fastening boards .....	89
Worktops .....	91
Feet and spacers .....	91
Assembly kits and accessories .....	92





**JET+** | **MOBILE STORAGE**

**THE CHOICE OF SIZE IS YOURS**






**choice**

28 possibilities: 3 widths, 6 drawer sets, 2 colours.




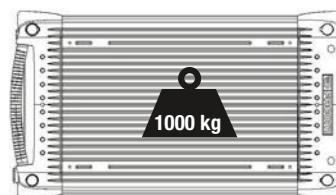
**storage**

Storage capacity suited to your needs (3 to 5 modules per drawer).



**strength**

**Stamped aluminium** (2 mm) reinforced with a 15 mm wood worktop, grooved for increased scratch resistance, fastened with stainless steel screws; Worktop angles in **shock-proof polypropylene**.







# MOBILE STORAGE



### + Innovation for more space



**2 folding edges:** under heavy load, the edges slide into the worktop to allow long objects to be laid on top (tool, pallet, mechanical part, ...).

**2 retaining lips** at the front and back to prevent objects from falling when moving.



**Worktop with integral handle,** storage compartment for 16 screwdrivers, can be fitted with a vice, tube accessories.

### + Locking



**MORE PROTECTION:** integral lock in a dedicated location, avoiding key breakage.

**MORE SAFETY:** centralised folding-key locking system.

### + Wheels



**MORE PERFORMANCE:** Low start-up effort, (less than 7kg thrust load). *SFib* Long lifetime (resistant to most usual hydrocarbons).

**High resistance** to heavy loads.

### + Drawers



**SAFER:** New hook in injected aluminium (reinforcement ribs and shot-blasted treatment for long-lasting strength (8 mm thick).

**MORE ACCESSIBLE:** full opening.

### + Soft Bumpers



**MORE PROTECTION:** new polymer bumpers with shock dampener effect on all 4 angles and drawers protecting the aluminium hook.

### + Handles

- + **MORE STRENGTH:** oxidization resistant anodized aluminium.
- + **MORE COMFORTABLE:** EXCLUSIVE FACOM DESIGN FOR SMOOTH GRIP.
- + **MORE PRACTICAL:** serves as tag holder.

### + Paint



**EPOXY powder PAINT:** available in **2 colours:** red and black.

**BESPOKE COLOURS** on request. No limit: all RAL shades available.

### + Use all surfaces



- **Multiple compartments** sides, back, worktop: numerous compartments to store your accessories and turn **your roller cabinet into a genuine workstation.**



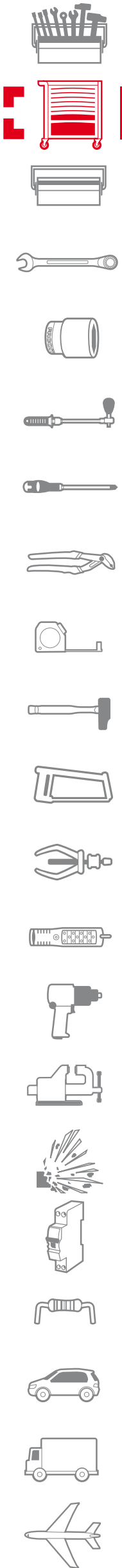
- **Fast installation** Pre-drilled sides and back allow for **free and fast placing of lateral accessories.** For tube accessories, just **place the tubes** in the appropriate locations **on the workstation.**

### + Organise your storage space



- **Comes with a set of tags** for easy identification of drawer contents.
- **Removable drawer partitions for complete freedom of arrangement.**
- **Effective tool organisation with FACOM Modular System.**

	12 to 15 Modules		18 to 20 Modules		21 to 25 Modules			27 to 32 Modules				36 to 40 Modules		45 Modules
	12	15	18	20	24	24	25	27	32	30	30	36	40	45
<b>Total LOAD</b> in kg	125	140	155	175	170	195	235	185	210	240	265	230	290	320
<b>Effective storage VOLUME</b> in litres	155	155	155	205	150	205	255	150	200	230	255	200	250	250
<b>Effective worktop SURFACE</b>	0,22 m <sup>2</sup>	0,22 m <sup>2</sup>	0,22 m <sup>2</sup>	0,30 m <sup>2</sup>	0,22 m <sup>2</sup>	0,30 m <sup>2</sup>	0,40 m <sup>2</sup>	0,22 m <sup>2</sup>	0,30 m <sup>2</sup>	0,22 m <sup>2</sup>	0,40 m <sup>2</sup>	0,30 m <sup>2</sup>	0,40 m <sup>2</sup>	0,40 m <sup>2</sup>
<b>MODEL</b>	5 drawers	6 drawers	7 drawers	6 drawers	8 drawers	7 drawers	6 drawers	9 drawers	8 drawers	11 drawers	7 drawers	9 drawers	8 drawers	9 drawers
	JET.5M3 JET.5GM3	JET.6M3 JET.6GM3	JET.7M3 JET.7GM3	JET.6M4 JET.6GM4	JET.8M3 JET.8GM3	JET.7M4 JET.7GM4	JET.6M5 JET.6GM5	JET.9M3 JET.9GM3	JET.8M4 JET.8GM4	JET.11M3 JET.11GM3	JET.7M5 JET.7GM5	JET.9M4 JET.9GM4	JET.8M5 JET.8GM5	JET.9M5 JET.9GM5







## M3 ROLLER CABINET

### PERFORMANCE AT ITS BEST.

- + 3 modules per drawer
- + 12 to 27 modules distributed in 60 and 130 mm high drawers (200 and 270 mm drawers can also be fitted with modules)
- + 125 to 185 kg total acceptable load in the drawers according to drawer composition (240 kg for 11-drawer unit)
- + 150 to 155 litres effective volume according to drawer composition (230 litres for the 11-drawer unit)
- + 0.22m<sup>2</sup> effective working surface (440 X 496 mm)
- + 4 wheels diameter 125mm, 2 fixed, 2 castors, one with brake

#### TECHNICAL DATA


Overall dimensions (including wheels and worktop): L774 x D546 x H971 mm.  
Effective drawer dimensions: L569 x D421 x H60 / 130 / 200 / 270 mm.

#### LOAD PER DRAWER

- drawer 60 mm high: 20 kg
- drawer 130 mm high: 25 kg
- drawer 200 mm high: 30 kg
- drawer 270 mm high: 35 kg

#### EFFECTIVE VOLUME PER DRAWER

- drawer 60 mm high: 15 l
- drawer 130 mm high: 30 l
- drawer 200 mm high: 50 l
- drawer 270 mm high: 65 l



### Standard 3 module width roller cabinets

#### JET+ 5-drawer roller cabinets - 3 modules per drawer



- 5 drawers = 12 modules distributed in the 60 and 130 mm drawers:
  - 2 drawers 60 mm wall = 6 modules.
  - 2 drawers 130 mm wall = 6 modules.
  - 1 drawer 270 mm wall.
- The 200 and 270 mm drawers can also be fitted with modules.
- Supplied with 4 partitions for 60 mm drawers and 4 partitions for 130 mm drawers.
- Total load in the drawers: 125 kg.
- Wall storage capacity: 155 litres.
- Overall dimensions (including wheels and worktop): L.774 x D.546 x H.971 mm.
- Drawer useful size: L.569 x D.421 x H.60 / 130 / 270 mm.

	Colour	ΔΔ [kg]
<b>JET.5M3</b>	Red 3020	73,50
<b>JET.5GM3</b>	Black 9004	73,50

#### JET+ 6-drawer roller cabinets - 3 modules per drawer



- 6 drawers = 15 modules distributed in the 60 and 130 mm drawers:
  - 4 drawers 60 mm wall = 12 modules.
  - 1 drawer 130 mm wall = 3 modules.
  - 1 drawer 270 mm wall.
- The 200 and 270 mm drawers can also be fitted with modules.
- Supplied with 6 partitions for 60 mm drawers and 2 partitions for 130 mm drawers.
- Total load in the drawers: 140 kg.
- Wall storage capacity: 155 litres.
- Overall dimensions (including wheels and worktop): L.774 x D.546 x H.971 mm.
- Drawer useful size: L.569 x D.421 x H.60 / 130 / 270 mm.

	Colour	ΔΔ [kg]
<b>JET.6M3</b>	Red 3020	75,50
<b>JET.6GM3</b>	Black 9004	75,50





## JET+ 11-drawer roller cabinets - 3 modules per drawer



- 11 drawers = 30 modules distributed in the 60 and 130 mm drawers:
  - 8 drawers 60 mm wall = 24 modules.
  - 2 drawers 130 mm wall = 6 modules.
  - 1 drawer 200 mm wall.
- The 200 and 270 mm drawers can also be fitted with modules.
- Supplied with 2 sets of partitions for drawers 60 mm wall and 2 sets of partitions for drawers 130 mm wall.
- Total load in the drawers: 240 kg.
- Wall storage capacity: 230 litres.
- Overall dimensions (including wheels and worktop): L.774 x D.546 x H.1325 mm.
- Drawer useful size: L.569 x D.421 x H.60 / 130 / 200 mm.

	Colour	ΔΔ [kg]
<b>JET.11M3</b>	Red 3020	99
<b>JET.11GM3</b>	Black 9004	99

**JET+**

## M4 ROLLER CABINET

### THE BEST COMBINATION OF STORAGE CAPACITY AND WORK SURFACE.

- + 4 modules per drawer
- + 20 to 36 modules distributed in 60 and 130 mm high drawers (200 and 270 mm drawers can also be fitted with modules)
- + 175 to 230 kg total acceptable load in the drawers according to drawer composition
- + 200 to 205 litres effective volume according to drawer composition
- + 0.30m<sup>2</sup> effective working surface (440 X 686 mm)
- + 4 wheels diameter 125mm, 2 fixed, 2 castors, one with brake

#### TECHNICAL DATA

Overall dimensions (including wheels and worktop): L.964 x D.546 x H.971 mm.  
Effective drawer dimensions: L.759 x D.421 x H.60 / 130 / 200 / 270 mm

#### LOAD PER DRAWER

- drawer 60 mm high: 25 kg
- drawer 130 mm high: 30 kg
- drawer 200 mm high: 40 kg
- drawer 270 mm high: 45 kg

#### EFFECTIVE VOLUME PER DRAWER

- drawer 60 mm high: 20 l
- drawer 130 mm high: 40 l
- drawer 200 mm high: 65 l
- drawer 270 mm high: 85 l

**JET+**



## Standard 4 module width roller cabinets

### JET+ 6-drawer roller cabinets - 4 modules per drawer



- 6 drawers = 20 modules distributed in the 60 and 130 mm drawers:
  - 4 drawers 60 mm wall = 16 modules.
  - 1 drawer 130 mm wall = 4 modules.
  - 1 drawer 270 mm wall.
- The 200 and 270 mm drawers can also be fitted with modules.
- Supplied with 9 partitions for 60 mm drawers and 3 partitions for 130 mm drawers.
- Total load in the drawers: 175 kg.
- Wall storage capacity: 205 litres.
- Overall dimensions (including wheels and worktop): L.964 x D.546 x H.971 mm.
- Drawer useful size: L.759 x D.421 x H.60 / 130 / 270 mm.

	Colour	ΔΔ [kg]
<b>JET.6M4</b>	Red 3020	90
<b>JET.6GM4</b>	Black 9004	90





**JET+<sup>5</sup>**

## M5 ROLLER CABINET

### EXTRA WIDE WORKTOP.

The ultimate storage capacity with exceptional handling.

- + Extra-wide drawers - 5 modules per drawer.
- + 25 to 45 modules distributed in 60 and 130 mm high drawers (200 and 270 mm drawers can also be fitted with modules).
- + 235 to 320 kg total acceptable load in the drawers according to drawer composition.
- + 250 to 255 litres effective volume according to drawer composition.
- + 0.40m<sup>2</sup> effective working surface (440 X 876 mm).

#### TECHNICAL DATA

Overall dimensions (including wheels and worktop): L1154 x D546 x H1000 mm.  
Effective drawer dimensions: L948 x D421 x H60 / 130 / 200 / 270 mm.

#### LOAD PER DRAWER

- drawer 60 mm high: 35 kg
- drawer 130 mm high: 40 kg
- drawer 200 mm high: 50 kg
- drawer 270 mm high: 60 kg

#### EFFECTIVE VOLUME PER DRAWER

- drawer 60 mm high: 25 l
- drawer 130 mm high: 50 l
- drawer 200 mm high: 80 l
- drawer 270 mm high: 110 l




#### + EXCEPTIONAL handling

- 6 wheels diameter 160 mm very high performance.
- 4 castors (2 with brakes) and 2 fixed.
- 360° function: very easy to manoeuvre, ride over obstacles.
- Stability ensured with the 2 brakes.



**JET+<sup>5</sup>**



## Standard 5 module width roller cabinets

### JET+ 6-drawer roller cabinets - 5 modules per drawer



- 6 drawers = 25 modules distributed in the 60 and 130 mm drawers:
  - 3 drawer 60 mm wall = 15 modules.
  - 2 drawer 130 mm wall = 10 modules.
  - 1 drawer 200 mm wall.
- The 200 and 270 mm drawers can also be fitted with modules.
- Supplied with 12 partitions for 60 mm drawers and 4 partitions for 130 mm drawers.
- Total load in the drawers: 235 kg.
- Wall storage capacity: 255 litres.
- Overall dimensions (including wheels and worktop): L.1154 x D.546 x H.1000 mm.
- Drawer useful size: L.948 x D.421 x H.60 / 130 / 200 mm.

	Colour	ΔΔ [kg]
<b>JET.6M5</b>	Red 3020	104,50
<b>JET.6GM5</b>	Black 9004	104,50

### JET+ 7-drawer roller cabinets - 5 modules per drawer



- 7 drawers = 30 modules distributed in the 60 and 130 mm drawers:
  - 5 drawers 60 mm wall = 25 modules.
  - 1 drawer 130 mm wall = 5 modules.
  - 1 drawer 200 mm wall.
- The 200 and 270 mm drawers can also be fitted with modules.
- Supplied with 12 partitions for 60 mm drawers and 4 partitions for 130 mm drawers.
- Total load in the drawers: 265 kg.
- Wall storage capacity: 255 litres.
- Overall dimensions (including wheels and worktop): L.1154 x D.546 x H.1000 mm.
- Drawer useful size: L.948 x D.421 x H.60 / 130 / 200 mm.

	Colour	ΔΔ [kg]
<b>JET.7M5</b>	Red 3020	107
<b>JET.7GM5</b>	Black 9004	107





### SAFETY LOCK SYSTEM

- + 3 modules per drawer
- + 12 to 27 modules distributed in 60 and 130 mm high drawers (200 and 270 mm drawers can also be fitted with modules)
- + 125 to 185 kg total acceptable load in the drawers according to drawer composition (240 kg for 11-drawer unit)
- + 150 to 155 litres effective volume according to drawer composition (230 litres for the 11-drawer unit)
- + 0.22m<sup>2</sup> effective working surface (440 X 496 mm)
- + 4 wheels diameter 125mm, 2 fixed, 2 castors, one with brake

#### TECHNICAL DATA


Overall dimensions (including wheels and worktop): L774 x D546 x H971 mm.  
Effective drawer dimensions: L569 x D421 x H60 / 130 / 200 / 270 mm.

#### LOAD PER DRAWER

- drawer 60 mm high: 20 kg
- drawer 130 mm high: 25 kg
- drawer 200 mm high: 30 kg
- drawer 270 mm high: 35 kg

#### EFFECTIVE VOLUME PER DRAWER

- drawer 60 mm high: 15 l
- drawer 130 mm high: 30 l
- drawer 200 mm high: 50 l
- drawer 270 mm high: 65 l



### Safety roller cabinets

#### ▣ JET.6GM3S JET+ 6-drawer roller cabinets - 3 modules per drawer - safety range



- Supplied with the SAFETY LOCK SYSTEM preventing simultaneous opening of several drawers:
  - 1 drawer at a time.
  - prevents the roller cabinet from tipping over.
- 6 drawers = 15 modules distributed in the 60 and 130 mm wall drawers:
  - 4 drawer 60 mm wall = 12 modules.
  - 1 drawer 130 mm wall = 3 modules.
  - 1 drawer 270 mm wall.
- The 200 and 270 mm drawers can also be fitted with modules.
- Supplied with 6 partitions for 60 mm drawers and 2 partitions for 130 mm drawers.
- Total load in the drawers: 140 kg.
- Wall storage capacity: 155 litres.
- Overall dimensions (including wheels and worktop): L.774 x D.546 x H.971 mm.
- Drawer useful size: L.569 x D.421 x H.60 / 130 / 210 / 270 mm.
- 4 wheels 125 mm diameter: 2 fixed, 2 castors, one with brake.

#### ▣ JET.8GM3S JET+ 8-drawer roller cabinets - 3 modules per drawer - safety range



- Supplied with the SAFETY LOCK SYSTEM preventing simultaneous opening of several drawers:
  - 1 drawer at a time.
  - prevents the roller cabinet from tipping over.
- 8 drawers = 24 modules distributed in the 60 and 130 mm wall drawers:
  - 6 drawers 60 mm wall = 18 modules.
  - 2 drawers 130 mm wall = 6 modules.
- The 200 and 270 mm drawers can also be fitted with modules.
- Supplied with 10 partitions for drawers 60 mm wall.
- Total load in the drawers: 17 kg.
- Wall storage capacity: 150 litres.
- Overall dimensions (including wheels and worktop): L.774 x D.546 x H.971 mm.
- Drawer useful size: L.569 x D.421 x H.60 / 130 / 210 / 270 mm.
- 4 wheels 125 mm diameter: 2 fixed, 2 castors, one with brake.

MOBILE WORKBENCHES

RESISTANCE, VOLUME AND MAXIMUM HANDLING

Storage volume:

- + 6 or 7 drawers for a capacity of 15 to 18 modules distributed in the 60 and 130 mm high drawers.
- + 1 large-size closed locker for bulky items and reception of the plastic inspection lamp (supplied in standard).

Worktop:

- + Stamped aluminium (thickness 2 mm) reinforced with a 15 mm wood top.
- + Worktop angles in antishock polypropylene.
- + For a wooden surface, just add the wooden top JET.A14M5.

TECHNICAL DATA


Overall dimensions (including wheels and worktop): L1154 x D546 x H1000 mm.  
Effective drawer dimensions: L569 x D421 x H60 / 130 / 200 / 270 mm.

LOAD PER DRAWER

- drawer 60 mm high: 20 kg
- drawer 130 mm high: 25 kg
- drawer 200 mm high: 30 kg
- drawer 270 mm high: 35 kg

EFFECTIVE VOLUME PER DRAWER

- drawer 60 mm high: 15 l
- drawer 130 mm high: 30 l
- drawer 200 mm high: 50 l
- drawer 270 mm high: 65 l



Mobile workbenches

Jet+ 6-drawer mobile workbenches - 3 modules per drawer



- 6 drawers = 15 modules distributed in the 60 and 130 mm drawers:
  - 4 drawers 60 mm high = 12 modules.
  - 1 drawer 130 mm high = 3 modules.
  - 1 drawer 270 mm high.
- The 200 and 270 mm drawers can also be fitted with modules.
- Supplied with 6 partitions for 60 mm drawers and 2 partitions for 130 mm drawers.
- Total load in the drawers: 140 kg.
- High storage capacity drawers: 155 litres.
- 1 full-length closed compartment for storing long tools:
  - Door with key lock.
  - Identical key for the drawers and the compartment.
- Supplied with the plastic carrier tray.
- For the wood top version, just add wood top JET.A14M5.
- Can be fitted with a JET.C4GM5 chest
- Compatible with the JET+ and JET.XL range of accessories.
- 4 very high performance wheels 160 mm diameter - 2 castors (including 2 with brakes) and 2 fixed.
- Overall dimensions (including wheels and worktop): L.1154 x D.546 x H.1000 mm.
- Drawer useful size: L.569 x D.421 x H.60/130/200 mm.
- Compartment dimensions: L.378 x D.430 x H.679 mm (passage width with door open 310 mm).

	Colour	ΔΔ [kg]
JET.T6M3	Red 3020	100
JET.T6GM3	Black 9004	100





## JET+ 7-drawer mobile workbenches - 3 modules per drawer



- 7 drawers (useful dimensions): 18 modules distributed in the 60 and 130 mm high drawers:
  - 5 drawers 60 mm high = 15 modules.
  - 1 drawers 130 mm high = 3 modules.
  - 1 drawer 200 mm high.
- Supplied with 6 partitions for 60 mm drawers and 2 partitions for 130 mm drawers.
- The 200 and 270 mm drawers can also be fitted with modules.
- Total load in the drawers: 155 kg.
- High storage capacity: 155 litres.
- 1 full-length closed compartment for storing long tools:
  - Door with key lock.
  - Identical key for the drawers and the compartment.
- Supplied with the plastic slider.
- For the wood top version, just add wood top JET.A14M5.
- Can be fitted with a JET.C4GM5 chest
- Compatible with the JET+ and JET.XL range of accessories.
- 4 very high performance wheels 160 mm diameter - 2 castors (including 2 with brakes) and 2 fixed.
- Overall dimensions (including wheels and worktop): L.1154 x D.546 x H.1000 mm.
- Drawer useful size: L.569 x D.421 x H.60/130/200 mm.
- Compartment dimensions: L.378 x D.430 x H. 679 mm (passage width with door open 310 mm).

	Colour	$\Delta$ [kg]
<b>JET.T7M3</b>	Red 3020	103
<b>JET.T7GM3</b>	Black 9004	103

## JET+ CHESTS

### TO BE USED ALONE OR IN ADDITION TO A ROLLER CABINET OR CHEST FOR MAXIMUM STORAGE.

- + All benefits of the JET+ range
- + Can be stacked on a roller cabinet of identical dimension for the 3 ranges and the roller chest for the M3 version - supplied with the linking kit for fast and secured assembly of the unit
- + Capacity 12 modules (M3), 16 modules (M4), 20 modules (M5)
- + Roller version (M3) ideal for travelling maintenance, highly manoeuvrable through high performance wheels

#### JET+3 TECHNICAL DATA

**Roller version:** overall dimensions (including wheels and worktop): L774 x D546 x H621 mm.

**Fixed version:** overall dimensions (including worktop): L774 x D546 x H480 mm.

Effective drawer dimensions: L569 x D421 x H60-130 mm.

#### JET+4 TECHNICAL DATA

Overall dimensions (including wheels and worktop): L964 x D546 x H480 mm.

Effective drawer dimensions: L759 x D421 x H60-130 mm.

#### JET+5 TECHNICAL DATA

Overall dimensions (including wheels and worktop): L1154 x D546 x H480 mm.

Effective drawer dimensions: L948 x D421 x H60-130 mm.

#### Option:

- drawers can be fit with **removable partitions** JET2.15 and JET2.16 (not supplied with the chest)
- the sides can be fitted with **lateral accessories** such as bottle holder (JET.A1GXL), waste bin (JET.A5-2XL), paper roll holder (JET.A5-3GXL)...
- the workstation can be fitted with **tube accessories** and the wooden tops JET.A14M3/M4/M5.



➤ **Roller chests**  
p. 153

### Additional chests

#### ■ JET+ 4-drawer chest - 3 modules per drawer



- 4 drawers = 12 modules distributed in the 60 and 130 mm drawers:
- 3 drawers 60 mm high = 9 modules.
- 1 drawer 130 mm high = 3 modules.
- The 200 mm drawers can also be fitted with modules. (can be fitted with the JET2.15 and JET2.16 removable partitions - not supplied).
- Acceptable load and useful volume per drawer of M3 versions:
- 60mm drawer: 20 kg - 15 litres.
- 130mm drawer: 25 kg - 30 litres.
- Total load in the drawers: 85 kg.
- High storage capacity: 75 litres.
- Total load on the worktop in static position: 500 kg
- Overall dimensions (including wheels and worktop): L.774 x D.546 x H.480 mm.
- Drawer useful size: L.569 x D.421 x H.60 / 130 mm.

Icon	Colour	ΔΔ [kg]
	Red 3020	45
	Black 9004	45

#### ■ JET+ 4-drawer chest - 4 modules per drawer



- 4 drawers = 16 modules distributed in the 60 and 130 mm drawers:
- 3 drawers 60 mm high = 12 modules.
- 1 drawer 130 mm high = 4 modules.
- The 200 mm drawers can also be fitted with modules. (can be fitted with the JET2.15 and JET2.16 removable partitions - not supplied).
- Acceptable load and useful volume per drawer of M4 versions:
- 60 mm drawer: 25 kg - 20 litres.
- 130 mm drawer: 30 kg - 40 litres.
- Total load in the drawers: 105 kg.
- High storage capacity: 100 litres.
- Total load on the worktop in static position: 600 kg
- Overall dimensions (including wheels and worktop): L.964 x D.546 x H.480 mm.
- Drawer useful size: L.759 x D.421 x H.60 / 130 mm.

Icon	Colour	ΔΔ [kg]
	Red 3020	51,50
	Black 9004	51,50

#### ■ JET+ 4-drawer chest - 5 modules per drawer



- 4 drawers = 20 modules distributed in the 60 and 130 mm drawers:
- 3 drawers 60 mm high = 15 modules.
- 1 drawer 130 mm high = 5 modules.
- The 200 mm drawers can also be fitted with modules. (can be fitted with the JET2.15 and JET2.16 removable partitions - not supplied).
- Acceptable load and useful volume per drawer of M4 versions:
- 60 mm drawer: 35 kg - 25 litres.
- 130 mm drawer: 40 kg - 50 litres.
- Total load in the drawers: 145 kg.
- High storage capacity: 125 litres.
- Total load on the worktop in static position: 700 kg.
- Overall dimensions (including wheels and worktop): L.1154 x D.546 x H.480 mm.
- Drawer useful size: L.948 x D.421 x H.60 / 130 mm.

Icon	Colour	ΔΔ [kg]
	Red 3020	60,50
	Black 9004	60,50





## Roller chests

### ROLLER CHESTS

#### NOT JUST A CHEST, A MINI ROLLER CABINET!

Ideal for travelling maintenance.  
Highly manoeuvrable with high performance wheels.  
To be combined with a fixed chest for maximum storage.

#### JET+3 TECHNICAL DATA

Overall dimensions (including wheels and worktop): L774 x D546 x H621 mm.  
Capacity 12 modules.



#### JET+ 4-drawer roller cabinets - 3 modules per drawer



- Ideal for mobile maintenance.
- Retractable handle for travelling.
- Easy handling thanks to its high performance wheels (diameter 125 mm, 2 fixed and 2 castors including one with brake).
- 4 drawers = 12 modules distributed in the 60 and 130 mm high drawers.
- 3 drawers 60 mm high = 9 modules.
- 1 drawer 130 mm high = 3 modules.
- The 200 mm drawers can also be fitted with modules.
- Can be fitted with the JET2.15 and JET2.16 removable partitions - not supplied
- Acceptable load and useful volume per drawer of M3 versions:
  - 60 mm drawer: 20 kg - 15 litres.
  - 130 mm drawer: 25 kg - 30 litres.
- Total load in the drawers: 85 kg.
- High storage capacity: 75 litres.
- Overall dimensions (including wheels and worktop): L.774 x D.546 x H.621 mm.
- Drawer useful size: L.569 x D.421 x H.60 / 130 mm.

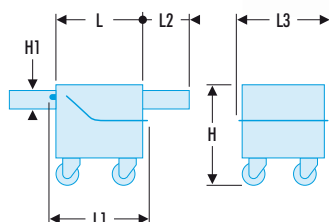
	Colour	ΔΔ [kg]
<b>JET.CR4M3</b>	Red 3020	48,50
<b>JET.CR4GM3</b>	Black 9004	48,50

#### Roller chest



- Vertical access model.
- Particularly interesting combination of size and volume.
- Transportable in a vehicle.
- Wheels = 125 mm allowing for long distances without tiring.
- 2 drawers, dim. (L. x D. x H.): 100 x 360 x 300 mm.
- Each drawer includes a mobile compartment, dim. (L. x D. x H.): 360 x 148 x 40 mm (for small tool storage).
- 2 compartments, dim. (L. x D. x H.): 440 x 140 x 60 mm.
- The roller cabinet lid includes a storage for documents or flat objects.
- Large size chest, dim. (L. x D. x H.): 668 x 443 x 248 mm.
- Locking possible by padlock (not supplied).
- Achilles heels protection on the chest.

	H [mm]	H1 [mm]	L [mm]	L1 [mm]	L2 [mm]	L3 [mm]
<b>2092A</b>	550	100	670	740	252	512







## Workstations

### TALL ROLLER CABINET

#### Saves time

✦ Always close-by.  
Whether to repair a machine or vehicle,  
be as close as possible to the place of intervention.

✦ All tools and consumables are available at all times.  
The cabinet lateral drawers, doors and drawers can  
stay open permanently without risk of tipping over  
and the bin is open for direct access.

#### Ideal even in confined spaces

✦ Minimum footprint for maximum tool storage.

#### Comfortable work position

✦ Most tools are stored in the cabinet and lateral  
drawers, the user has access to them without  
bending down.



### ▣ JET.3H Wall roller cabinet



Workstation composed of:

- A roller cabinet base:
  - 3 drawers 100% opening, 1 compartment.
  - Galvanised, robust and easy maintenance worktop.
  - Centralised key-locking of the 3 drawers.
  - 4 wheels 125 mm diameter, 2 castors, including one with brake and 2 fixed.
  - Compatible with the FACOM JETXL lateral accessories.
- A 2201 cabinet.
- A set of fastening tubes for easy and safe assembly.
- Overall dimensions: L.780 x D.520 x H.1780 mm.

Weight: 89 kg.

### ▣ JET.3WS Base of JET.3H station only

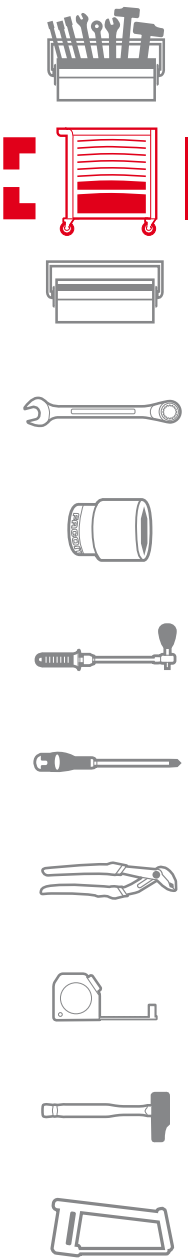


- 3 drawers 100% opening, 1 compartment.
- Galvanised, robust and easy maintenance worktop.
- Centralised key-locking of the 3 drawers.
- 4 wheels 125 mm diameter, 2 castors, including one with brake and 2 fixed.
- Compatible with the FACOM JETXL lateral accessories.

**CR.T3XL Surface preparation workstation**




- Workstation comprising:
  - 2 sloping upper shelves for storing consumables.
  - 1 drawer 130 mm high with padlock for expensive items, safety items, etc.
  - 1 2-way sloping shelf for ordinary tools.
  - 1 storage area for bulky consumables.
  - Perforated recessed side panels for attaching accessories: 2 bottle-shelves, 1 paper-roll holder, wire supports to hold paint guns, 1 waste bag holder.
- Dimensions, without handle (L. x D. x H.): 825 x 546 x 1645 mm.
- Weight: 51 kg.



**CR.T4XL Bodywork repair workstation**



- A lid:
  - Containing a panel fitted with a system for securing dressers and hammers.
  - PK perforations for freely hanging other tools.
  - 2 gas springs for comfort of use.
- 2 trays that pull out sideways to reveal a large bin for storing heavier tools such as dollies and spoons. The bottom of the trays and the bin are fitted with non-slip mats.
- 3 drawers (2 x 60 + 1 x 130 mm) compatible with the Facom modular storage system and 1 bin drawer (270 mm high) for storing bulky items and pneumatic tools.
- Galvanised steel worktop: easy-to-maintain and high resistance.
- Safe: central key locking of lid and drawers.
- Corner bumpers to avoid damage to vehicles in case of accidental contact.
- Manoeuvrability ensured by 4 large diameter wheels, 2 fixed, 2 castors, one with a brake.
- Dimensions, handle excluded (L. x D. x H.): 825 x 546 x 1,035 mm.
- Weight: 77 kg.





## CHRONO roller cabinets

### CHRONO+ 3-MODULE ROLLER CABINETS

#### HIGHLY RESISTANT WORKTOP:

- Polypropylene resistant to impacts and hydrocarbons.
- Resistance to a static load of 850 kg.
- 2 integral handles; one for moving the roller cabinet and one to lift it and ride over obstacles.

#### SERVICES:

- Hollow sides panels to be fitted with the JETXL range of side-mounted accessories.
- Supplied with sets of removable partitions.

#### MANOEUVRABILITY:

- Wheel diameter 125mm (2 castors, one with a brake, and 2 fixed wheels).



### CHRONO.5M3 CHRONO + roller cabinet with 5 drawers - 3 modules per drawer



- 5 drawers = 12 modules distributed in the 60 and 130 mm drawers:
  - 2 drawer 60 mm high = 6 modules.
  - 2 drawer 130 mm high = 6 modules.
  - 1 drawer 270 mm high.
- Supplied with 4 partitions for 60 mm drawers and 2 partitions for 130 mm drawers.
- The 200 and 270 mm drawers can also be fitted with modules.
- Overall dimensions (including wheels and worktop): L.787 x D.518 x H.971 mm.
- Drawer useful size: L.569 x D.421 x H.60 / 130 / 200 / 270 mm.
- Load per drawer: 20/25/30kg.
- Weight: 66 kg.

### CHRONO.6M3 CHRONO + 6-drawer roller cabinet - 3 modules per drawer



- 6 drawers = 15 modules distributed in the 60 and 130 mm drawers:
  - 3 drawer 60 mm high = 9 modules.
  - 2 drawers 130 mm high = 6 modules.
  - 1 drawer 200 mm high.
- Supplied with 6 partitions for 60 mm drawers and 2 partitions for 130 mm drawers.
- The 200 and 270 mm drawers can also be fitted with modules.
- Overall dimensions (including wheels and worktop): 787 x D.518 x H.971 mm.
- Drawer useful size: L.569 x D.421 x H.60 / 130 / 200 mm.
- Load per drawer: 20/25/30kg.
- Weight: 67.5kg.

**CHRONO+**

**3-MODULE ROLLER CABINETS**

**ADAPTED STORAGE CAPACITY:**

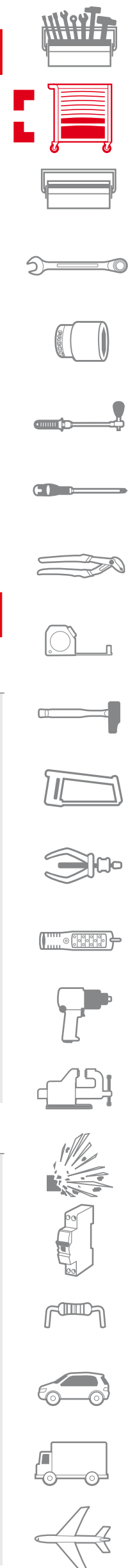
- **4 different arrangements:** from 5 to 8 full opening drawers with ball sliders.
- **3 modules per drawer:** Effective dimensions L569 x D420 x H60 -130-210-270 mm.
- **Acceptable loads distributed per drawer:** 20 kg for drawers 60 high; 25 kg for drawers 130 mm high; 30 kg for drawers 270 mm high and 35 kg for drawers 270 mm high.



**SAFETY ENSURED**

- **Secured drawer opening:** lift the handle in the front of each drawer to open - drawers cannot open while moving.
- **Centralised drawer key-locking** (supplied with 2 keys, one folding).

Overall dimensions: L787x D518x H971mm.



**CHRONO.7M3 CHRONO + 7-drawer roller cabinet - 3 modules per drawer**



- 7 drawers (useful dimensions) = 18 modules distributed in the 60 and 130 mm drawers:
- 5 drawers 60 mm high = 15 modules.
- 1 drawer 130 mm high = 3 modules.
- 1 drawer 200 mm high.
- Supplied with 6 partitions for 60 mm drawers and 2 partitions for 130 mm drawers.
- The 200 and 270 mm drawers can also be fitted with modules.
- Overall dimensions (including wheels and worktop): L.787 x D.518 x H.971 mm.
- Drawer useful size: L.569 x D.421 x H.60 / 130 / 200 mm.
- Load per drawer: 20/25/30kg.

Weight: 69.5kg.

**CHRONO.8M3 CHRONO + 8-drawer roller cabinet - 3 modules per drawer**



- 8 drawers (useful dimensions) = 24 modules distributed in the 60 and 130mm drawers:
- 6 drawers 60 mm high = 18 modules .
- 2 drawers 130 mm high = 6 modules.
- Supplied with 10 partitions for drawers 60 mm high.
- The 200 and 270 mm drawers can also be fitted with modules.
- Overall dimensions (including wheels and worktop): L787x D518x H971mm .
- Drawer useful size: L.569 x D.421 x H.60 / 130 / 200 mm.
- Load per drawer: 20/25/30kg.

Weight: 71 kg.



# CHOOSING YOUR ACCESSORIES

	JET POWER	Vertical panel	Nuts and screws stand	Side cupboard	Anti-theftbar	Carry tray and holder	Pivoting shelf	Bottle holder	Document holder	Wooden worktop
<b>JET+3</b>	JET.A8 POWER	JET.A6M3	JET.A7GXL	JET.A8GXL	JET.A9M	JET.A11	JET.A3	JET.A1GXL	JET.A2GXL	JET.A14 M3
<b>JET+4</b>	JET.A8 POWER	JET.A6M4		JET.A8GXL	JET.A9M	JET.A11	JET.A3	JET.A1GXL	JET.A2GXL	JET.A14 M4
<b>JET+5</b>	JET.A8 POWER	JET.A6M5		JET.A8GXL	JET.A9M	JET.A11	JET.A3	JET.A1GXL	JET.A2GXL	JET.A14 M5
<b>JETXL</b>	JET.A8 POWER	JET.A6M3	JET.A7GXL	JET.A8GXL		JET.A11	JET.A3	JET.A1GXL	JET.A2GXL	JET.A4XL
<b>CHRONO +</b>	JET.A8 POWER			JET.A8GXL		JET.A11		JET.A1GXL	JET.A2GXL	

	Galvanized worktop	Repair order holder	Cleaning accessories	Side shelf	Waste bin	Paper roll holder	Rubber matting	Sheet of tags	Partitions D60mm	Partitions D130mm
<b>JET+3</b>		JET.A13XL	JET.A5GXL	JET.A5-1 GXL	JET.A5-2XL	JET.A5-3GXL	2600.A2	2225.A1	JET2.15	JET2.16
<b>JET+4</b>		JET.A13XL	JET.A5GXL	JET.A5-1 GXL	JET.A5-2XL	JET.A5-3GXL	2600.A2	2225.A1	JET2.15	JET2.16
<b>JET+5</b>		JET.A13XL	JET.A5GXL	JET.A5-1 GXL	JET.A5-2XL	JET.A5-3GXL	2600.A2	2225.A1	JET2.15	JET2.16
<b>JETXL</b>	JET.A12XL	JET.A13XL	JET.A5GXL	JET.A5-1 GXL	JET.A5-2XL	JET.A5-3GXL	2600.A2	2225.A1	JET2.15	JET2.16
<b>CHRONO +</b>			JET.A5GXL	JET.A5-1 GXL	JET.A5-2XL	JET.A5-3GXL	2600.A2	2225.A1	JET2.15	JET2.16

ACCESSORIES

FULL RANGE FOR MAXIMUM FLEXIBILITY.

Multiple compartments

Sides, back, worktop, can all receive your accessories and transform your roller cabinet into a workstation.



Fast installation

Pre-drilled sides and back allow for free and fast placing of side-mounted accessories. For tube accessories, just place the tubes in the appropriate locations on the workstation.



➤ See section 2, p.72

▣ JET.A6M3 Vertical panel for JET+3



- Vertical fastening panel for JET+3 roller cabinet.
  - To fasten plans, procedures or tools (compatible with FACOM CKS system).
  - Supplied with data sheet holder (folder rings, without sheet or tooling).
  - Dimensions: L.743 x D.38 x H.400 mm.
- Weight: 4.3 kg.

▣ JET.A6M4 Vertical panel for JET+4



- Vertical fastening panel for JET+4 roller cabinet.
  - To fasten plans, procedures or tools (compatible with FACOM CKS system).
  - Supplied with data sheet holder (folder rings, without sheet or tooling).
  - Dimensions: L.932 x D.38 x H.400 mm.
- Weight: 9 kg.

▣ JET.A6M5 Vertical panel for JET+5



- Vertical fastening panel for JET+5 roller cabinet.
  - To fasten plans, procedures or tools (compatible with FACOM CKS system).
  - Supplied with data sheet holder (folder rings, without sheet or tooling).
  - Dimensions: L.1123 x D.38 x H.400 mm.
- Weight: 10.5 kg.





## ▣ JET.A14M3 Wood worktop for JET+3



- Designed to be fitted on the aluminum worktop of JET+ roller cabinets.
  - Beech multiply worktop tinted with linseed oil - thickness 15 mm.
  - Screwed on.
  - Dimensions: L.500 x D.498 mm.
- Weight: 2.58 kg.

## ▣ JET.A14M4 Wood worktop for JET+4



- Designed to be fitted on the aluminum worktop of JET+ roller cabinets:
  - Beech multiply worktop tinted with linseed oil - thickness 15 mm.
  - Screwed on.
  - Dimensions: L.690 x D.498 mm.
- Weight: 3.56 kg.

## ▣ JET.A14M5 Wooden worktop for JET+5



- Designed to be fitted on the aluminum worktop of JET+ roller cabinets:
  - Beech multiply worktop tinted with linseed oil - thickness 15 mm.
  - Screwed on.
  - Dimensions: L.880 x D.498 mm.
- Weight: 4.54 kg.

## ▣ JET.A3 Pivoting shelf



- For laptop computer reception + scriber function.
  - Secured deposit thanks to large edges and possibility of locking.
  - For JET+ and JETXL roller cabinet.
  - Dimensions: L.515 x D.480 x H.200 mm.
- Weight: 1 kg.

## ▣ JET.A7GXL XL nuts and screws panel



- Panel with 2 rows of tip-out bins for nuts and screws.
  - 1 row of 6 bins: 600 x 110 mm.
  - 1 row of 9 bins: 600 x 70 mm.
  - Fasteners cannot fall out, even when moving the cabinet.
  - For JET+ and JETXL roller cabinet.
  - Dimensions: L.690 x D.120 x H.220 mm.
  - Tube: 755 mm.
- Weight: 6.2 kg.

▣ **JET.A9M** Anti-theft bar



- In addition to central locking of drawers. Padlock clasp (padlock not supplied).
- Easy and fast positioning.
- Dissuasive and cosmetic.
- For JET+ roller cabinet.
- Dimensions: L.120 x D.25 x H.795 mm.

▣ **JET.A8GXL** XL side cabinet



- For storage of long and/or valuable tools.
- Compatible with FACOM CKS system.
- Keylock.
- For JET+ and JETXL roller cabinet
- Dimensions: L.380 x D.85 x H.685 mm.
- Weight: 7 kg.

▣ **JET.A12XL** Patterned aluminum worktop



- High strength.
- Fits easily into the worktop recess of JETXL roller cabinets.
- Dimensions: L.588 x D.439 mm.
- Weight: 1.105 kg.

▣ **JET.A11** Carry tray and holder



- High strength plastic carry tray.
- Very handy to carry tools on the intervention site.
- Easy installation on the roller cabinet thanks to its fastening kit.
- Dimensions excluding handle: L.115 x D.385 x H.255 mm.
- Weight: 3 kg.





### ▣ JET.A1GXL XL bottle holder



- For storing aerosols, cleaning products, sprays, etc.
  - Dimensions: L.380 x D.112 x H.125 mm.
  - Compatible with JET+, JETXL, CHRONO+ and CHRONOXL roller cabinets.
- Weight: 1.2 kg.

### ▣ JET.A2GXL Grey XL document holder



- No aggressivity: shelved edges and protection gasket.
  - Allows storage of a A4 format folder.
  - Dimensions: L.340 x D.55 x H.315 mm.
  - Compatible with JET+, JETXL, CHRONO+ and CHRONOXL roller cabinets.
- Weight: 0.800 kg.

### ▣ JET.A13GXL Repair order holder



- Work forms, technical data sheets are always handy.
- The A4 panel holder fitted with a clamp is fastened directly in the work surface with tubes.
- Compatible with JET+ and JETXL roller cabinets.

### ▣ JET.A5GXL XL Cleaning kit



- Compartmented magnetic shelf + paper roll holder.
  - Easy to unroll, blocks the paper between pulls.
  - Supplied without paper.
  - Dimensions: L.410 x D.300 x H.185 mm.
  - Metal plate waste bin. Easy to empty
  - Dimensions: L.380 x D.160 x H.250 mm.
  - Compatible with JET+, JETXL, CHRONO+ and CHRONOXL roller cabinets.
- Weight: 5.2 kg.

**JET.A5-1GXL** Compartmented magnetic shelf + paper roll holder




- Easy to unroll, blocks the paper between pulls.
  - Supplied without paper.
  - Dimensions: L.410 x D.300 x H.185 mm.
  - Compatible with JET+, JETXL, CHRONO+ and CHRONOXL roller cabinets.
- Weight: 3 kg.

**JET.A5-2XL** Waste bin



- Dimensions: L.380 x D.160 x H.250 mm.
  - Compatible with JET+, JETXL, CHRONO+ and CHRONOXL roller cabinets.
- Weight: 2.2 kg.

**JET.A5-3GXL** Paper roll holder only



- Easy to unroll, blocks the paper between pulls.
  - Supplied without paper.
  - Dimensions: 340 x 150 mm.
  - Compatible with JET+, JETXL, CHRONO+ and CHRONOXL roller cabinets.
- Weight: 0.600 kg.

**2225.A1** Pictogram plate



- Drawer organization and identification.
  - Tag labels to be affixed to the drawer handles.
- Weight: 0.210 kg.





## 2600.A2 Rubber matting



- Easy to cut.
- Dimensions: L.534 x D.390 mm.
- To line drawers.

## Drawer partitions



- galvanised metal partitions held by rubber pad:
- 2 small drawer heights (H mm) for JET+, JETXL OR CHRONOXL.

	H [mm]
JET2.15	60
JET2.16	130

## HOW SHOULD STORAGE TRAYS BE USED WITH OUR THERMOFORMED MODULES?

### Roller cabinets until 2005



### Roller cabinets from 2006



- If you have separable modules, remove the break-off part and fit your modules.
- If you have older non separable modules, just position them.

Add the PL.636 gutter at the front and back of your drawer.



### INFORMATION

For XL modules (thermoformed and foam), storage trays are not necessary.

### With separable modules




Fit your modules and the PL.655 tray to the right or left of your drawer.



### With older non separable modules

Install your modules, the PL.655 tray on the side and the PL.656 tray to the front or back of the drawer.



▣ **PL.636** Storage tray



- For securing modules and storing small tools and components.
- Weight: 0.150 kg.

▣ **PL.655** Side storage tray for XL drawer



- For securing modules and storing small tools and components.
  - Fitted to the right or left of the drawer.
  - For JET+, JETXL, CHRONOXL drawer.
- Weight: 0.056 kg.

▣ **PL.656** Front storage tray for XL drawer



- For securing modules and storing small tools and components.
  - Fitted to the front or back of the drawer.
  - For JET+, JETXL, CHRONOXL drawer.
- Weight: 0.098 kg.

▣ **PL.656M4** Front storage tray for JET+M4 drawer

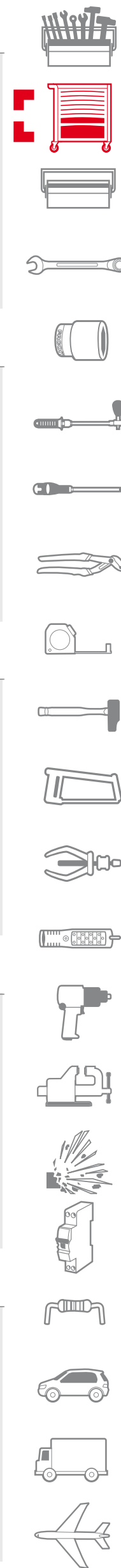


- For securing modules and storing small tools and components.
- Fitted to the front or back of the drawer.
- For JET+ drawer with 4 modules.

▣ **PL.656M5** Front storage tray for JET+M5 drawer



- For securing modules and storing small tools and components.
- Fitted to the front or back of the drawer.
- For JET+ drawer with 5 modules.







# YOUR NEW GENERATION WORK SPACE, CUSTOMISED AND UPGRADEABLE

### Gain space!

#### **A customised, modular and upgradeable workshop:**

- Using the many storage units offered, you will find the level of services and prices you need.
- As they are modular, the units can be juxtaposed, stacked, and adapted to your needs.
- Upgrade your equipment according to changes in organisation and/or work methods and distribute costs over time.

#### **A well-organised workshop:**

- Thanks to multiple combinations offered, you can implement a tailor-made organisation for all types of work activity.
- More practical and organised, your workshop will gain in effectiveness.

### No walls required!

#### **Thanks to its exclusive self-bearing structure:**

- Units are fitted independently from a wall.
- The wall is not straight, pipes or cables are running along the floor! Free of all constraints, install your furniture where you wish.

### Daily enjoyment

- The workshop is a space for work and life.
- With Jetline System, work safely in a pleasant, user-friendly and functional environment.

### Choose comfort and ergonomics

#### **Our objective:**

- Offer space which is optimised, functional and comfortable to have more results for minimised effort.

#### **The solution:**

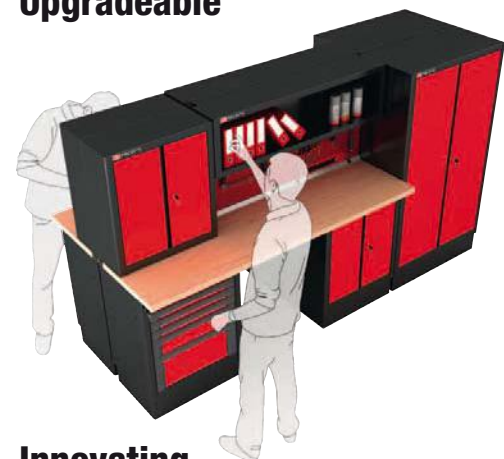
- A more comfortable work position thanks to a furniture height exceeding that of standard units.
- It responds to the increase in average size.
- It also allows storage space optimisation: the roller cabinet finally finds its place under the worktop!



**Modular**



**Upgradeable**



**Innovating**



**Adaptable**





## Low units

### ▣ MBSPP Jetline low unit - single solid door



- Unit in epoxy painted steel panel (thickness 12/10th).
  - 2 swinging doors, mounted on invisible pin hinges offering a 110-degree opening. The doors are tested for 10000 opening/closing cycles.
  - 1 epoxy painted shelf adjustable in height (100 mm steps) withstanding 50 kg loads.
  - Fitted with a multifunction technical tray:
    - Allowing to run and protect electric cables in an extremely discreet way and protected from dust.
    - Allowing fast and easy assembly of high units thanks to pre-holes for passing the assembly tubes.
    - Used as fall protection edge.
  - Side perforated panels to fasten JET.XL accessories.
  - Unit fitted with jack feet for an adjustment ensuring perfect stability regardless of the type of floor.
  - The unit is fitted with plinths for perfect finish. Produced in painted metal sheet, they are just screwed, and are easy to remove for cleaning or moving the unit.
  - Keylock, supplied with 2 keys, including 1 jointed.
  - Grey framework ELIAN, red doors 3010.
  - Overall dimensions: L.721.4 x D.507.4 x H.985 (including feet 168.7) mm.
- Weight: 58.5 kg.

### ▣ MBDPP Jetline low unit - double solid doors



- Unit in epoxy painted steel panel (thickness 12/10th).
  - 2 metal sliding panels.
  - 1 epoxy painted shelf adjustable in height (100mm steps) withstanding 75 kg loads.
  - Fitted with a multifunction technical tray:
    - Allowing to run and protect electric cables in an extremely discreet way and protected from dust.
    - Allowing fast and easy assembly of high units thanks to pre-holes for passing the assembly tubes.
    - Used as fall protection edge.
  - Side perforated panels to fasten JET.XL accessories.
  - Unit fitted with jack feet for an adjustment ensuring perfect stability regardless of the type of floor.
  - The unit is fitted with plinths for perfect finish. Produced in painted metal sheet, they are just screwed, and are easy to remove for cleaning or moving the unit.
  - Keylock, supplied with 2 keys, including 1 jointed.
  - Grey framework ELIAN, red doors 3010.
  - Overall dimensions: L.1448.8 x D.507.4 x H.985 (including feet 168.7) mm.
- Weight: 91 kg.

### MBAPP Jetline low angle unit - solid door

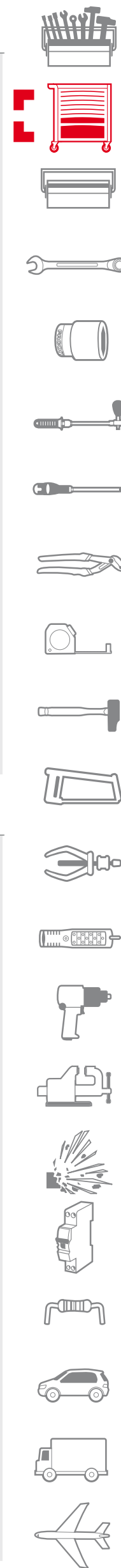


- Unit in epoxy painted steel panel (thickness 12/10th).
  - 1 swinging door, mounted on invisible pin hinges offering a 110-degree opening. The doors are tested for 10000 opening/closing cycles.
  - 1 epoxy painted shelf adjustable in height (100mm steps) withstanding 50 kg loads.
  - Fitted in standard with a beech-ply worktop, treated with linseed oil, 40 mm thickness.
  - Fitted with a multifunction technical tray:
    - Allowing to run and protect electric cables in an extremely discreet way and protected from dust.
    - Allowing fast and easy assembly of high units thanks to pre-holes for passing the assembly tubes.
    - Used as fall protection edge.
  - Side perforated panels to fasten JET.XL accessories.
  - Unit fitted with jack feet for an adjustment ensuring perfect stability regardless of the type of floor.
  - The unit is fitted with plinths for perfect finish. Produced in painted metal sheet, they are just screwed, and are easy to remove for cleaning or moving the unit.
  - Keylock, supplied with 2 keys, including 1 jointed.
  - Grey framework ELIAN, red doors 3010.
  - Overall dimensions: L.819 x D.556 x H.985 (including feet 168.7) mm.
- Weight: 62 kg.

### MBSPV Jetline low unit - single glazed door



- Unit in epoxy painted steel panel (thickness 12/10th).
  - 2 transparent swinging doors in plexiglas, thickness 3mm, mounted on invisible pin hinges offering a 110-degree opening. The doors are tested for 10000 opening/closing cycles.
  - 1 epoxy painted shelf adjustable in height (100 mm steps) withstanding 50 kg loads.
  - Fitted with a multifunction technical tray:
    - Allowing to run and protect electric cables in an extremely discreet way and protected from dust.
    - Allowing fast and easy assembly of high units thanks to pre-holes for passing the assembly tubes.
    - Used as fall protection edge.
  - Side perforated panels to fasten JET.XL accessories.
  - Unit fitted with jack feet for an adjustment ensuring perfect stability regardless of the type of floor.
  - The unit is fitted with plinths for perfect finish. Produced in painted metal sheet, they are just screwed, and are easy to remove for cleaning or moving the unit.
  - Keylock, supplied with 2 keys, including 1 jointed.
  - Grey framework ELIAN, red doors 3010.
  - Overall dimensions: L.721.4 x D.507.4 x H.985 (including feet 168.7) mm.
- Weight: 57 kg.





## ▣ MBDPV Jetline low unit - double glazed doors



- Unit in epoxy painted steel panel. (thickness 12/10th).
  - 2 transparent sliding panels in plexiglas thickness 3 mm.
  - 1 epoxy painted shelf adjustable in height (100 mm steps) withstanding 75 kg loads.
  - Fitted with a multifunction technical tray:
    - Allowing to run and protect electric cables in an extremely discreet way and protected from dust.
    - Allowing fast and easy assembly of high units thanks to pre-holes for passing the assembly tubes.
    - Used as fall protection edge.
  - Side perforated panels to fasten JET.XL accessories.
  - Unit fitted with jack feet for an adjustment ensuring perfect stability regardless of the type of floor.
  - The unit is fitted with plinths for perfect finish. Produced in painted metal sheet, they are just screwed, and are easy to remove for cleaning or moving the unit.
  - Keylock, supplied with 2 keys, including 1 jointed.
  - Grey framework ELIAN, red doors 3010.
  - Overall dimensions: L.1448.8 x D.507.4 x H.985 (including feet 168.7) mm.
- Weight: 88 kg.

## ▣ MBS6T Jetline low unit - 6 drawers



- Drawer composition: 6 drawers
    - 4 drawers 60 mm high.
    - 1 drawer 130 mm high.
    - 1 drawer 270 mm high.
  - Load per drawer: 50 kg.
  - Drawers:
    - Drawers fitted with a selective opening system.
    - Full drawer opening.
    - Centralised locking, jointed keylock.
    - Drawer facade in composite materials used as actual impact protections.
    - Optimum storage organisation.
    - Compatible with the Facom modular storage system.
    - Customisable partitioning with removable partitions, held by rubber pad (supplied with 3 sets of partitions for drawers 60 mm high and 1 set of partitions for drawers 130 mm high).
  - Drawer content identification thanks to the pictogram plate supplied with the unit.
  - Keylock, supplied with 2 keys, including 1 jointed.
  - Fitted with a multifunction technical tray:
    - Allowing to run and protect electric cables in an extremely discreet way and protected from dust.
    - Allowing fast and easy assembly of high units thanks to pre-holes for passing the assembly tubes.
    - Used as fall protection edge.
  - Unit fitted with jack feet for an adjustment ensuring perfect stability regardless of the type of floor.
  - The unit is fitted with plinths for perfect finish. Produced in painted metal sheet, they are just screwed, and are easy to remove for cleaning or moving the unit.
  - Grey framework ELIAN, red doors 3010.
  - Overall dimensions: L.721.4 x D.507.4 x H.985 (including feet 168.7) mm.
  - Drawer useful size: L.569 x D.421 x H.60 mm.
- Weight: 79 kg.

## ■ MBS7T Jetline low unit - 7 drawers



- Drawer composition: 7 drawers
    - 5 drawers 60 mm high.
    - 1 drawer 130 mm high.
    - 1 drawer 200 mm high.
  - Load per drawer: 50 kg.
  - Drawers:
    - Drawers fitted with a selective opening system.
    - Full drawer opening.
    - Centralised locking, jointed keylock.
    - Drawer facade in composite materials used as actual impact protections.
    - Optimum storage organisation.
    - Compatible with the Facom modular storage system.
    - Customisable partitioning with removable partitions, held by rubber pad (supplied with 3 sets of partitions for drawers 60 mm high and 1 set of partitions for drawers 130 mm high).
  - Drawer content identification thanks to the pictogram plate supplied with the unit.
  - Keylock, supplied with 2 keys, including 1 jointed.
  - Fitted with a multifunction technical tray:
    - Allowing to run and protect electric cables in an extremely discreet way and protected from dust.
    - Allowing fast and easy assembly of high units thanks to pre-holes for passing the assembly tubes.
    - Used as fall protection edge.
  - Unit fitted with jack feet for an adjustment ensuring perfect stability regardless of the type of floor.
  - The unit is fitted with plinths for perfect finish. Produced in painted metal sheet, they are just screwed, and are easy to remove for cleaning or moving the unit.
  - Grey framework ELIAN, red doors 3010.
  - Overall dimensions: L.721.4 x D.507.4 x H.985 (including feet 168.7) mm.
  - Drawer useful size: L.569 x D.421 x H.60 mm.
- Weight: 82.5 kg.



## Wall units

### ■ MHSPV Jetline wall unit - single solid door



- Unit in epoxy painted steel panel. (thickness 12/10th).
  - 2 swinging doors, mounted on invisible pin hinges offering a 110-degree opening. The doors are tested for 10000 opening/closing cycles.
  - 2 epoxy painted shelf adjustable in height (100 mm steps) withstanding 20 kg loads.
  - Keylock, supplied with 2 keys, including 1 jointed.
  - Grey framework ELIAN, red doors 3010.
  - Easy and fast fastening on a low unit thanks to the "KIT-TUBES" or "KIT-TUBESUP" fitting kit.
  - Overall dimensions: L.719 x D.277.8 x H.810 mm.
- Weight: 27.5 kg.

### ■ MHSPV Jetline wall unit - single glazed door



- Unit in epoxy painted steel panel. (thickness 12/10th).
  - 2 swinging doors, mounted on invisible pin hinges offering a 110-degree opening. The doors are tested for 1000 opening/closing cycles.
  - 2 epoxy painted shelf adjustable in height (100 mm steps) withstanding 20 kg loads.
  - Keylock, supplied with 2 keys, including 1 jointed.
  - Grey framework ELIAN, red doors 3010.
  - Easy and fast fastening on a low unit thanks to the "KIT-TUBES" or "KIT-TUBESUP" fitting kit.
  - Overall dimensions: L.719 x D.277.8 x H.810 mm.
- Weight: 26 kg.



## ▣ MHPV Jetline wall unit - double glazed doors



- Unit in epoxy painted steel panel. (thickness 12/10th).
  - 2 transparent sliding panels in plexiglas thickness 3 mm.
  - Fitted with a perforated panel (6x6mm with step 12 mm) to fasten tools with the CKS hook range.
  - Keylock, supplied with 2 keys, including 1 jointed.
  - Grey framework ELIAN, red doors 3010.
  - Easy and fast fastening on a low unit thanks to the "KIT-TUBES" or "KIT-TUBESUP" fitting kit.
  - Overall dimensions: L.1446.4 x D.277.8 x H.810 mm.
- Weight: 31 kg.

## ▣ 2201 Jetline wall cabinet - 1 drawer - 810 mm wall



- Cabinet with vertical hanging and drawer sections.
  - Vertical fastening part:
    - Storage surface area: 1 m².
    - The base and sides of the cabinet, door liners, are perforated for hanging tools using the CKS system.
    - Opening at 180° of the 2 swinging doors for maximum visibility and accessibility.
  - Drawer section:
    - 1 drawer with heavy-duty ball-bearing slides, 100% opening.
    - Drawer useful dimensions: L.569 x H.60 x D.210 mm.
    - Centralised locking of the doors and drawer by keylock.
    - Wall mounted (through holes provided) or on a workbench.
    - Dimensions: L.720 x D.280 x H.810 mm.
- Weight: 31 kg.

## ▣ CHS Jetline wall unit - single opening



- Unit in epoxy painted steel panel. (thickness 12/10th).
  - Acceptable load 30 kg.
  - Grey framework ELIAN.
  - Easy and fast fastening on a low unit thanks to the "KIT-TUBES" or "KIT-TUBESUP" fitting kit.
  - Overall dimensions: L.719 x D.277.8 x H.405 mm.
- Weight: 8.5 kg.

## ▣ CHD Jetline wall unit - double opening



- Unit in epoxy painted steel panel. (thickness 12/10th).
  - Acceptable load 50 kg.
  - Grey framework ELIAN.
  - Easy and fast fastening on a low unit thanks to the "KIT-TUBES" or "KIT-TUBESUP" fitting kit.
  - Overall dimensions: L.1446.4 x D.277.8 x H.405 mm
- Weight: 14 kg.

## CHA Jetline wall unit - open angle



- Unit in epoxy painted steel panel. (thickness 12/10th).
- Acceptable load 30 kg.
- Grey framework ELIAN.
- Easy and fast fastening on a low unit thanks to the "KIT-TUBES" or "KIT-TUBESUP" fitting kit.
- Overall dimensions: L.815 x D.391.6 x H.405 mm.
- Weight: 10 kg.

## CHSPP Jetline wall chest - single with door



- Unit in epoxy painted steel panel. (thickness 12/10th).
- Metal sheet lift door fitted with holding compass tested for 10000 opening/closing cycles.
- Acceptable load 30 kg.
- Keylock.
- Grey framework ELIAN.
- Easy and fast fastening on a low unit thanks to the "KIT-TUBES" or "KIT-TUBESUP" fitting kit.
- Overall dimensions: L.719 x D.277.8 x H.405 mm.
- Weight: 13.5 kg.

## CHDPP Jetline wall chest - double with door



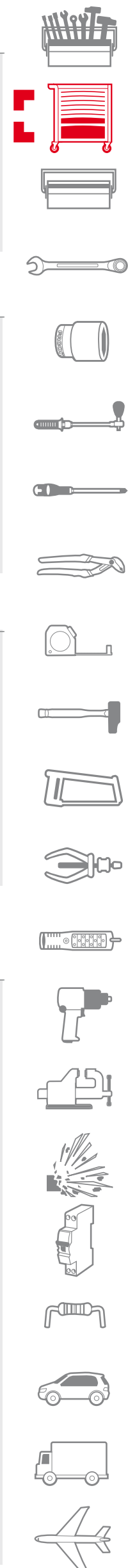
- Unit in epoxy painted steel panel. (thickness 12/10th).
- Metal sheet lift door fitted with holding compass tested for 10000 opening/closing cycles.
- Acceptable load 50 kg.
- Keylock.
- Grey framework ELIAN.
- Easy and fast fastening on a low unit thanks to the "KIT-TUBES" or "KIT-TUBESUP" fitting kit.
- Overall dimensions: L.1446.4 x D.277.8 x H.405 mm.
- Weight: 19 kg.

## Wall cabinets

### A500PP Jetline wall unit - 1 solid door



- Unit in epoxy painted steel panel. (thickness 12/10th).
- 1 swinging door, mounted on invisible pin hinges offering a 110-degree opening. The doors are tested for 10000 opening/closing cycles.
- 3 epoxy painted shelves adjustable in height (100mm steps) withstanding 35 kg loads.
- 1 wardrobe bar for use as locker.
- Keylock, 2 points.
- Grey framework ELIAN, red doors 3010.
- Cabinet fitted with jack feet for an adjustment ensuring perfect stability regardless of the type of floor.
- The unit is fitted with plinths for perfect finish. Produced in painted metal sheet, they are just screwed, and are easy to remove for cleaning or moving the unit.
- Overall dimensions: L.500 x D.507.4 x H.1835 mm (including feet 168.7).
- Weight: 70 kg.





## ▣ A500PV Jetline wall unit - 1 transparent door



- Cabinet in epoxy painted steel panel. (thickness 12/10th).
  - 1 transparent swinging door in plexiglas, thickness 3 mm, mounted on invisible pin hinges offering a 110-degree opening. The doors are tested for 10000 opening/closing cycles.
  - 3 epoxy painted shelves adjustable in height (100mm steps) withstanding 35 kg loads.
  - 1 wardrobe bar for use as locker.
  - Keylock, 2 points.
  - Grey framework ELIAN, red doors 3010.
  - Cabinet fitted with jack feet for an adjustment ensuring perfect stability regardless of the type of floor.
  - The unit is fitted with plinths for perfect finish. Produced in painted metal sheet, they are just screwed, and are easy to remove for cleaning or moving the unit.
  - Overall dimensions: L.500 x D.507.4 x H.1835 mm (including feet 168.7 mm).
- Weight: 66.5 kg.

## ▣ A1000PP Jetline wall unit - 2 solid doors



- Unit in epoxy painted steel panel. (thickness 12/10th).
  - Swinging doors mounted on invisible pin hinges offering a 110-degree opening.
  - To ensure the cabinet is rigid and safe, the doors are tested for 10000 opening/closing cycles.
  - 3 epoxy painted shelves adjustable in height (100mm steps) withstanding 75 kg loads.
  - Handle fully integrated to the door for comfortable and ergonomic opening.
  - Keylock, 2 points high and low.
  - Grey framework ELIAN, red doors 3010.
  - Cabinet fitted with jack feet for an adjustment ensuring perfect stability regardless of the type of floor.
  - The unit is fitted with plinths for perfect finish. Produced in painted metal sheet, they are just screwed, and are easy to remove for cleaning or moving the unit.
  - Overall dimensions: L.1000 x D.507.4 x H.1835 mm (including feet 168.7 mm).
- Weight: 102 kg.

## ▣ A1000PV Jetline wall unit - 2 glazed doors




- Cabinet in epoxy painted steel panel. (thickness 12/10th).
- 2 transparent swinging doors in Plexiglas, thickness 3 mm, mounted on invisible pin hinges offering a 110-degree opening.
- The doors are tested for 10000 opening/closing cycles.
- 3 epoxy painted shelves adjustable in height (100mm steps) withstanding 75 kg loads.
- To ensure the cabinet is rigid and safe, the doors are fully lined with 12/10ths metal sheet.
- Keylock, 2 points.
- Grey framework ELIAN, red doors 3010.
- Cabinet fitted with jack feet for an adjustment ensuring perfect stability regardless of the type of floor.
- The unit is fitted with plinths for perfect finish. Produced in painted metal sheet, they are just screwed, and are easy to remove for cleaning or moving the unit.
- Overall dimensions: L.1000 x D.507.4 x H.1835 mm (including feet 168.7 mm).

Weight: 95 kg.

## Vertical organizer panel


### ▣ PAV1 Jetline wall-mounted hook panel - 1 module



- Perforated panel: L.6 x 6 mm with 12 mm step.
- Tools fastened with the CKS hook range.
- Can also be fitted with shelves (perforations designed for shelf holders).
- Fastening with the KIT-TUBES fitting tubes (for installation in addition to a unit) or KIT-TUBESUP (for installation on basic worktop).
- Built in epoxy painted steel panel. (thickness 12/10th).
- Colour red 3010.
- Overall dimensions: L.724.5 x H.805 x D. 45 mm.

Weight: 5.3 kg.

### ▣ PAV2 Jetline wall-mounted hook panel - 2 modules




- Perforated panel: L.6 x 6 mm with 12 mm step.
- Tools fastened with the CKS hook range.
- Can also be fitted with shelves (perforations designed for shelf holders).
- Fastening with the KIT-TUBES fitting tubes (for installation in addition to a unit) or KIT-TUBESUP (for installation on basic worktop).
- Built in epoxy painted steel panel. (thickness 12/10th).
- Colour red 3010.
- Overall dimensions: L.1452 x H.805 x D.45 mm.

Weight: 9.1 kg.






## ▣ PPAV1 Jetline wall-mounted hook half-panel - 1 module




- Perforated panel: L.6 x 6 mm with 12 mm step.
- Tools fastened with the CKS hook range.
- Can also be fitted with shelves (perforations designed for shelf holders).
- Fastening with the KIT-TUBES fitting tubes (for installation in addition to a unit) or KIT-TUBESUP (for installation on basic worktop).
- Built in epoxy painted steel panel. (thickness 12/10th).
- Colour red 3010.
- Overall dimensions: L.724.5 x H.402.5 x D.45 mm.
- Weight: 3.5 kg.

## ▣ PPAV2 Jetline wall-mounted hook half-panel - 2 modules



- Perforated panel: L.6 x 6 mm with 12 mm step.
- Tools fastened with the CKS hook range.
- Can also be fitted with shelves (perforations designed for shelf holders).
- Fastening with the KIT-TUBES fitting tubes (for installation in addition to a unit) or KIT-TUBESUP (for installation on basic worktop).
- Built in epoxy painted steel panel. (thickness 12/10th).
- Colour red 3010.
- Overall dimensions: L.1452 x H.402.5 x D.45 mm.
- Weight: 6 kg.

## ▣ PPAVA Jetline wall-mounted hook half-panel - angle



- Perforated panel: L.6 x 6 mm with 12 mm step.
- Tools fastened with the CKS hook range.
- Can also be fitted with shelves (perforations designed for shelf holders).
- Fastening with the KIT-TUBES fitting tubes (for installation in addition to a unit) or KIT-TUBESUP (for installation on basic worktop).
- Built in epoxy painted steel panel. (thickness 12/10th).
- Colour red 3010.
- Overall dimensions: L.816 x H.402.5 x D.45 mm.
- Weight: 5 kg.

## ▣ PPAV1ELEC Jetline wall-mounted hook half-panel - 1 module + socket block



- Perforated panel: L.6 x 6 mm with 12 mm step.
- Fitted with 6-socket multiple connector with On/Off switch.
- Tools fastened with the CKS hook range.
- Can also be fitted with shelves (perforations designed for shelf holders).
- Fastening with the KIT-TUBES fitting tubes (for installation in addition to a unit) or KIT-TUBESUP (for installation on basic worktop).
- Built in epoxy painted steel panel. (thickness 12/10th).
- Colour red 3010.
- Overall dimensions: L.724.5 x H.402.5 x D.45 mm.
- Weight: 4.1 kg.

### Worktops

#### ■ JLS-PB - Jetline wood worktops



- Beech-ply worktop:
  - Thickness 40 mm for strength and durability.
  - Linseed oil treatment for better resistance to liquids and easy maintenance.
- 3 different lengths adapting perfectly to the dimensions of low units.
- Easy and fast assembly thanks to pre-positioned metallic inserts.
- Load resistance:
  - 500 kg for JLS-PB1 .
  - 1 tonne for JLS-PB2 and JLS-PB3.
- Depth of worktop only: 570 mm.
- Depth with KIT-GTECH tray: 635 m.

\*When designing a simple workbench made of a worktop, feet and a cross brace, always add the KIT-GTECH technical tray.  
 - Example: for a 1455 mm workbench, you need 1 JLS-PB2 + 2 KIT-GTECH.

☰	L [mm]	ΔΔ [kg]
<b>JLS-PB1</b>	727	12
<b>JLS-PB2</b>	1455	24
<b>JLS-PB3</b>	2182	36

#### ■ JLS-PB - Jetline wood and galvanised worktops



- Beech-ply worktop 40 mm thick covered with galvanised steel 12/10th for improved resistance to impact and heat. (Edge also covered).
- 3 different lengths adapting perfectly to the dimensions of low units.
- Easy and fast assembly thanks to pre-positioned metallic inserts.
- Load resistance:
  - 500 kg for JLS-PBG1.
  - 1 tonne for JLS-PBG2 and JLS-PBG3.
- Depth of worktop only: 570 mm.
- Depth with KIT-GTECH tray: 635 m.

\*When designing a simple workbench made of a worktop, feet and a cross brace, always add the KIT-GTECH technical tray.  
 - Example: for a 1455 mm workbench, you need 1 JLS-PB2 + 2 KIT-GTECH.

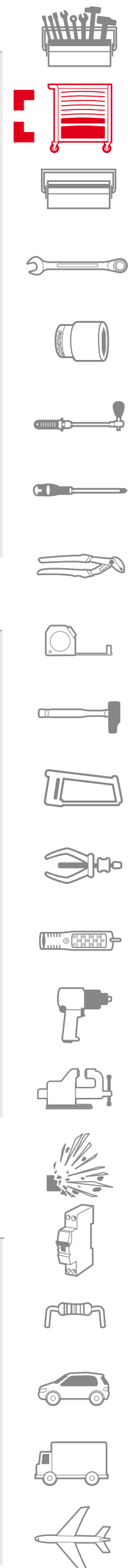
☰	L [mm]	ΔΔ [kg]
<b>JLS-PBG1</b>	727	16,20
<b>JLS-PBG2</b>	1455	32,30
<b>JLS-PBG3</b>	2182	48,50

### Basic feet and braces

#### ■ JLS-PS Single base for Jetline workbench



- Built in epoxy painted steel panel. (thickness 12/10th).
  - Grey ELIAN.
  - Fitted with jack feet for an adjustment ensuring perfect stability regardless of the type of floor.
  - Perforated sides to store the JETXL roller cabinet accessories.
  - Easy and fast fastening of the worktop.
  - Overall dimensions: L.497 x D.100 x H.985.
- Weight: 14.5 kg.





## ▣ JLS-TRAA2 Cross brace for 2 feet for Jetline workbench size 1455 mm



- Built in epoxy painted steel panel. (thickness 12/10th).
  - Colour red 3010.
  - Easy and fast fastening of the feet on the workbench.
  - Overall dimensions: L.1053 x D.40 x H.240 mm.
- Weight: 4.3 kg.

## ▣ JLS-TRAA3 Cross brace for 2 feet for Jetline workbench size 1780 mm



- Built in epoxy painted steel panel. (thickness 12/10th).
  - Colour red 3010.
  - Easy and fast fastening of the feet on the workbench.
  - Overall dimensions: L.1780 x D.40 x H.240 mm.
- Weight: 4.3 kg.

## Assembly and accessories

### ▣ KIT-TUBES Single Jetline assembly kit



- The KIT-TUBES is used to assemble high elements on a basic worktop.  
(Use KIT-TUBESUP to install high units on a basic workbench when you do not have low units)
  - The KIT-TUBES is composed of:
    - 2 tubes in epoxy painted metal
  - Dimensions: Ø 30 mm / L: 1188 mm.
- Weight: 2.55 kg.

### ▣ KIT-TUBESUP Jetline with holder assembly kit



- The KIT-TUBESUP is used to assemble high elements on a basic worktop.  
(Warning: Use the KIT-TUBES if you have low units).
  - The KIT-TUBESUP is composed of:
    - 2 epoxy paint metal tubes with a worktop fastening system.
    - A multifunction technical tray.
  - Dimensions: Ø 30 mm / L: 841mm.
- Weight: 4.1 kg.

## **KIT-GTECH** Jetline technical tray kit



- Use KIT-GTECH in association with worktops when you do not wish to have high units (indeed, when choosing high units, use KIT-TUBES or KIT-TUBESUP).
- Built in galvanised steel.
- To avoid any risk of damage, the tray is fitted with rubber cable passages.
- The length of a tray corresponds to a 727 mm long module.
  - For a worktop 727 mm long, use 1 KIT-GTECH.
  - For a worktop 1,455mm long, use 2 KIT-GTECH.
  - For a worktop 2,182 mm long, use 3 KIT-GTECH.
- Dimensions: L.727 x D.65 x H.70 mm.
- Weight: 1.98 kg.

## **JLS-LIGHT** Jetline light kit



- Fasten the JLS-LIGHT kit:
  - Either directly under one of the wall chests (CHS, CHD, &hellip;.)
  - Or in applique on a vertical hook panel (PAV1, PAV2, PPAV1, &hellip;) using the metallic holder supplied.
- White light.
- Power: 13 W / 230V.
- ON/OFF button.
- Neon tube length 515 mm (724.5 mm with the holder).
- Weight: 1.4 kg.

## **A1000PP.04** Shelves for Jetline A1000PP and A1000PV cabinets



- Metal sheet shelf and fastening kit.

## **A500PP.03** Shelf for Jetline A500PP and A500PV cabinets



- Metal sheet shelf and fastening kit.

## **MBSPP.04** Shelf for Jetline MBS unit



- Metal sheet shelf and fastening kit.

## **MHSPP.01** Shelf for Jetline MHS unit

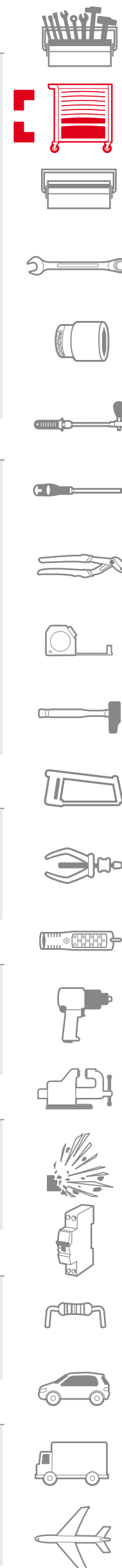


- Metal sheet shelf and fastening kit.

## **MBAPP.06** Galvanised top for angle unit Jetline MBAPP



- To be fitted on the angle worktop MBAPP.





## Classical fixed storage

### Heavy-duty

#### HEAVY-DUTY WORKBENCHES

### BENEFITS OF JET+ DRAWERS ADAPTED TO WORKBENCHES

- + 3 modules per drawer.
- + Each drawer unit can contain 15 modules distributed in the 60 and 130 mm high drawers.
- + 50 kg total acceptable static load in the drawers.

#### TECHNICAL DATA

Overall dimensions of the drawer unit: L721 x D540 x H815 mm.  
Effective drawer dimensions: L569 x D421 x H60 / 130 / 270 mm.



#### 2000.AA1 Heavy-duty workbench 2 m



- Beech-ply worktop 40 mm thick, linseed oil-treated for easy maintenance.
  - Worktop length: 2 m.
  - Worktop width: 750 mm.
  - Standard height: 850 mm.
  - Colour: grey RAL 9006.
- Weight: 99 kg.

#### 1500.AA1 Heavy-duty workbench 1.5 m



- Beech-ply worktop, linseed oil-treated for easy maintenance.
  - Worktop length: 1.5 m.
  - Worktop width: 750 mm.
  - Standard height: 850 mm.
  - Colour: grey RAL 9006.
- Weight: 95 kg.

HEAVY-DUTY WORKBENCHES

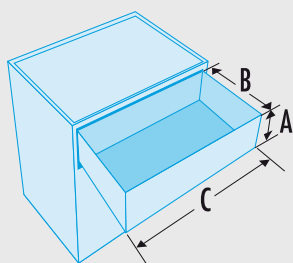
**Resistance**

- Sturdy beech-ply worktop 40 mm thick
- Linseed oil-treated for increased resistance to liquids and easy maintenance
- Rigid structure: 12/10 mm and 15/10 mm metal sheet
- Drawers fitted on reinforced ball sliders accepting a 50 kg static load per drawer.

**Large storage capacity**

- 6 fully-opening drawers giving 100 % access to contents.

A mm	B mm	C mm
60	421	569
130	421	569
270	421	569



Static load resistance 1000 kg



Compatible with the FACOM modular system

2000.AB1M3 Heavy-duty workbench 2 m - 6 drawers



- Worktop length: 2 m.
- Worktop width: 750 mm.
- Standard height: 850 mm.
- Colour: grey RAL 9006.
- Complete with one 6-drawer unit:
  - Drawer useful size: L.569 x D.421 mm.
  - 4 x 60 mm + 1 x 130 mm + 1 x 270 mm.
  - Supplied with 3 sets of removable partitions for small drawers.
- Weight: 105 kg.

1500.AB1M3 Heavy-duty workbench 1.5 m - 6 drawers



- Worktop length: 1.5 m.
- Worktop width: 750 mm.
- Standard height: 850 mm.
- Colour: grey RAL 9006.
- Complete with one 6-drawer unit:
  - Drawer useful size: L.569 x D.421 mm.
  - 4 x 60 mm + 1 x 130 mm + 1 x 270 mm.
  - Supplied with 3 sets of removable partitions for small drawers.
- Weight: 102 kg.





## 2000.BB1M3 Heavy-duty workbench 2 m - 12 drawers



- Worktop length: 2 m.
  - Worktop width: 750 mm.
  - Standard height: 850 mm.
  - Colour: grey RAL 9006.
  - Complete with one 6-drawer unit:
    - Drawer useful size: L.569 x D.421 mm.
    - 4 x 60 mm + 1 x 130 mm + 1 x 270 mm.
    - Supplied with 6 sets of removable partitions for small drawers.
- Weight: 120.5 kg.

## 2000.AB32M3 Heavy-duty workbench 2 m - 6 drawers and cabinet 2210



- Workstation 2 m long.
  - Unit comprising a workbench 2000.AB1 and a shutter cabinet 2210.
  - Workbench 2000.AB1:
    - Complete with one 6-drawer unit:
      - Drawer useful size: L.569 x D.421 mm.
      - 4 x 60 mm + 1 x 130 mm + 1 x 270 mm.
    - Worktop length: 2 m. Worktop width: 750 mm.
    - Standard height: 850 mm.
    - Beech-ply worktop 40 mm thick, linseed oil-treated for easy maintenance.
    - Colour: grey RAL 9006.
    - Supplied with 3 sets of removable partitions for small drawers.
  - A 2210 cabinet: shutter cabinet 2 m long.
    - Hook fastening useful dimensions: L.1875 x D.714 x H.145 mm.
    - Tools hung by KKS system.
    - Keylock.
    - Dimensions: L.2000 x D.800 x H.240 mm.
    - Colour: grey RAL 9006.
- Weight: 135 kg.

Maintenance

MAINTENANCE WORKBENCHES

**Stable**

- 40mm thick linseed treated beech worktop (40 mm thick): increased resistance to liquids.
- Base in steel sheet "U" profiles.
- Workbench can be fastened to the floor.

**Simple**

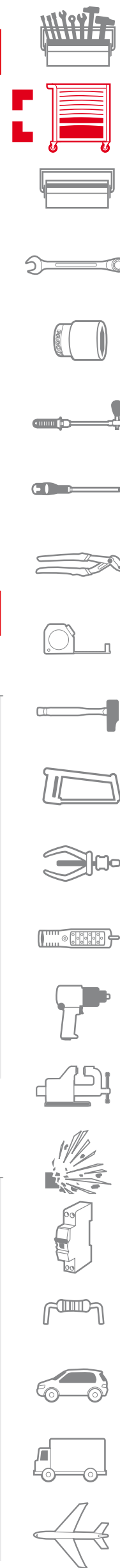
- Easy and fast assembly.
- Centre "footrest" cross-piece.
- Possibility to mount a 2<sup>nd</sup> drawer unit 2235.AT on 2m workbenches.



Resistance static 500 kg



Compatible with the FACOM modular storage system



2250.AT3 Maintenance workbench 2 m long with drawers



- Worktop length: 2 m.
- Surface width: 750 mm.
- Height: 860 mm.
- Treated beech-ply worktop 40 mm thick.
- 2235.AT3 3-drawer unit with partitions.
- Possibility to fasten a 2nd 2235.AT drawer unit.
- Drawer size: L.534 x D.358 mm.
- Weight: 96.5 kg.

2250 Maintenance workbench 2 m long



- Worktop length: 2 m.
- Surface width: 750 mm.
- Height: 860 mm.
- Treated beech-ply worktop 40 mm thick.
- Possibility to fasten 2 2235.AT drawer units.
- Weight: 70.5 kg.

## ▣ 2245.PVAT3 Maintenance workbench 1.5 m long with vertical panel



- Worktop length: 1.5 m.
  - Surface width: 750 mm.
  - Height: 860 mm.
  - Treated beech-ply worktop 40 mm thick.
  - Tools hung with CKS system on vertical panel: 1500 x 510 x 50 mm.
  - 2235.AT3 3-drawer unit with partitions.
  - Drawer size: L.534 x D.358 mm.
- Weight: 97.3 kg.

## ▣ 2245 Maintenance workbench 1.5 m long



- Worktop length: 1.5 m.
  - Surface width: 750 mm.
  - Height: 860 mm.
  - Treated beech-ply worktop 40 mm thick.
  - Possibility to fasten a 2235.AT drawer unit.
- Weight: 59.5 kg.

## ▣ 2235.AT2 Double drawer unit



- Drawer unit to fit either side under worktop.
  - Fittings supplied.
  - Keylock.
  - Overall dimensions: L.670 x H.426 x D.315 mm.
  - Drawer dimensions:
    - L.534 x H.50 x D.358 mm (x2).
    - L.534 x H.100 x D.358 mm (x1).
- Weight: 26 kg.

## ▣ 2235.AT3 Triple drawer unit



- Drawer unit to fit either side under worktop.
  - Fittings supplied.
  - Keylock.
  - Overall dimensions: L.670 x H.426 x D.315 mm.
  - Drawer dimensions:
    - L.534 x H.50 x D.358 mm (x2).
    - L.534 x H.100 x D.358 mm (x1).
- Weight: 26 kg.



Standard

STANDARD WORKBENCHES

**Assembly**

- The top is factory-fitted.
- Only the feet must be assembled.
- Floor fastening possible.

**Workbench with wooden top**

- Beech-ply worktop 30 mm thick, linseed-oil treated.
- Vice-fitting option.
- Dimension 2000 x 750 x 850 mm.
- Weight 49 kg.

**Workbench with galvanised top**

- Top in 20/10<sup>th</sup> galvanised sheet.
- Dimension 2000 x 750 x 850 mm.
- Weight 50.5 kg.



**Sturdy**

- Metallic construction.
- Welded and bolted.



With stands  
1-ton in  
static load



With stands  
700 kg static  
load



**OPTION**

**Adaptable drawer option.  
WB. DRAWER**



**WB.2000W Workbench 2 m long with wood top**



- Beech-ply worktop 30 mm thick, linseed oil-treated for high strength and easy maintenance.
- Heavy-duty welded and bolted metallic construction.
- Static load resistance 1 tonne.
- Vice-fitting option.
- Ground-anchoring option.
- Easy and fast fitting.
- Colour: grey ELIAN / epoxy paint.
- Worktop length: 2 m.
- Worktop depth: 750 mm.
- Standard height: 850 mm.
- Weight: 49 kg.

**WB.2000GS Workbench 2 m long in galvanised metal sheet**



- Worktop in galvanised steel 20/10<sup>th</sup> thick resistant to impacts and heat.
- Heavy-duty wheel and bolted metallic construction.
- The top is fitted on 3 metallic cross braces in galvanised metal sheet 20/10<sup>th</sup> thickness ensuring rigidity of the unit.
- Static resistance 700 kg.
- Ground-anchoring option.
- Easy and fast fitting.
- Colour: grey ELIAN / epoxy paint.
- Worktop length: 2 m.
- Worktop depth: 750 mm.
- Height: 850 mm.
- Weight: 50.5 kg.

**WB.DRAWER Drawer**



- Drawer unit 140mm long to fit either side under worktop.
- Can be fitted with 3 modules.
- Keylock.
- Useful dimensions: L.569 x D.421 x H.140 mm.



## Mobile workstations and tables

### HEAVY LOAD MOBILE WORKBENCHES

#### Maximum resistance:

- Acceptable load 500 kg - extremely strong welded steel tubular structure.
- Upper top and lower shelf in 20/10<sup>th</sup> steel.

#### Maximum manoeuvrability:

- 4 large wheels: 2 castors with brake and 2 fixed wheels, Ø 160 mm, rubber tread, for easy manoeuvrability even with heavy load.
- Sturdy and comfortable manoeuvring handle.

#### Multifunctional:

- Laying surface (receiving a 600 x 800 mm pallet).
- Worktop (wheels locked).
- And transport.

#### Maximum safety:

- Upper worktop with retaining lips on 3 sides (including 2 folding), 25 mm high preventing objects/tools from falling while moving.
- Rounded base providing ankle protection.



### 2702 Heavy-duty roller table



- Ideal to deposit and transport heavy loads.
- Max strength and handling:
  - Load acceptable 500 kg - extreme resistance mechanically welded steel tubular structure.
  - Upper surface and lower shelf in steel 20/10<sup>th</sup>.
- Handling:
  - 4 large size wheels: 2 castors with brake and 2 fixed rollers, Ø 160 mm, rubber tire, for easy handling of the trolley, even when heavily loaded.
  - Robust and comfortable handle.
- Multi function:
  - Laying surface (for pallet 600x800 mm), worktop (locked wheels) and transport.
- Max safety:
  - Worktop with edges on 3 sides (including 2 retractible), height 25 mm to avoid prevent objects/ tools from falling during transport.
  - Lower panel rounded to protect ankles.
- Colours: grey ELIAN.
- Dimensions: L.1092 x D.617 x H.903 mm.

#### Accessories:

- Additional shelf in galvanised metal sheet thickness 2 mm with anti-fall edges dimensions: L.960 x D.546 x H.20mm / 9kg.

Weight: 42 kg.







## Drawer cabinets

### DRAWER CABINET

#### Heavy loads

- High strength telescopic ball sliders with **full opening**.
- **75 kg** for small drawers (50/75/100).
- **120 kg** for large drawers (125/175/225) - 2 pairs of sliders.

#### Large storage capacity

- Effective drawer dimensions: L 840 mm x D 570 mm x H 50/75/125/175/225 mm.
- Stackable (supplied with a linking kit).

#### Organised storage

- ① The drawers are fitted with 6 "XL" modules.
- ② As an option: Transversal and longitudinal galvanised sheet partition system.
- ③ And modular tray sets.

#### SAFETY

- **Central drawer locking:** the drawers are locked simultaneously. (cabinet supplied with 2 keys).
- **Anti-tilt system:** with selective drawer opening, opening one drawer locks all others. This prevents the cabinet from tilting.
- Floor anchoring possible.



### 2936B Heavy load industrial unit with 6 drawers

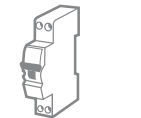
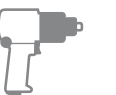


- 2 drawers H.50 mm.
  - 1 drawer H.75 mm.
  - 2 drawers H.175 mm.
  - 1 drawer H.25 mm.
  - The drawers can also be fitted with 'XL' modules.
  - High strength 100% opening ball bearing telescopic sliders.
  - 75 kg for small drawers (50/75/100).
  - 120 kg for large drawers (125/175/225) - 2 pairs of sliders.
  - Drawer useful dimensions: L.840 x D.570 x H.50/75/125/175/225 mm.
  - The cabinets are stackable (supplied with linking kit).
  - Safety:
    - Drawer centralised locking: the drawers are locked simultaneously. (cabinet supplied with 2 keys).
    - Anti-tilting system: when opened individually, each drawer locks all others. This prevents the cabinet from tipping over.
    - Ground-anchoring option.
  - Overall dimensions: L.980 x D.680 x H.1000 mm.
- Weight: 139 kg.

## 2937B Heavy-duty industrial unit with 7 drawers



- High storage and load capacity.
  - 4 drawers H.75 mm.
  - 2 drawers H.125 mm.
  - 1 drawer H.175 mm.
  - The drawers can also be fitted with 'XL' modules.
  - High strength 100% opening ball bearing telescopic sliders.
  - 75 kg for small drawers (50/75/100).
  - 120 kg for large drawers (125/175/225) - 2 pairs of sliders.
  - Drawer useful dimensions: L.840 x D.570 x H.50/75/125/175/225 mm.
  - The cabinets are stackable (supplied with linking kit).
  - Safety:
    - Drawer centralised locking: the drawers are locked simultaneously. (cabinet supplied with 2 keys).
    - Anti-tilting system: when opened individually, each drawer locks all others. This prevents the cabinet from tipping over.
    - Ground-anchoring option.
  - Overall dimensions: L.980 x D.680 x H.1000 mm.
- Weight: 154 kg.



## 2938B Heavy-duty industrial unit with 8 drawers




- High storage and load capacity.
  - 4 drawers H.50 mm.
  - 1 drawer H.75 mm.
  - 2 drawers H.125 mm.
  - 1 drawer H.175 mm.
  - The drawers can also be fitted with 'XL' modules.
  - High strength 100% opening ball bearing telescopic sliders.
  - 75 kg for small drawers (50/75/100).
  - 120 kg for large drawers (125/175/225) - 2 pairs of sliders.
  - Drawer useful dimensions: L.840 x D.570 x H.50/75/125/175/225 mm.
  - The cabinets are stackable (supplied with linking kit).
  - Safety:
    - Drawer centralised locking: the drawers are locked simultaneously. (cabinet supplied with 2 keys).
    - Anti-tilting system: when opened individually, each drawer locks all others. This prevents the cabinet from tipping over.
    - Ground-anchoring option.
  - Overall dimensions: L.980 x D.680 x H.1000 mm.
- Weight: 161.5 kg.

## 2939B Heavy-duty industrial unit with 9 drawers



- High storage and load capacity.
  - 4 drawers H.50 mm.
  - 3 drawers H.75 mm.
  - 2 drawers H.125 mm.
  - The drawers can also be fitted with 'XL' modules.
  - High strength 100% opening ball bearing telescopic sliders.
  - 75 kg for small drawers (50/75/100).
  - 120 kg for large drawers (125/175/225) - 2 pairs of sliders.
  - Drawer useful dimensions: L.840 x D.570 x H.50/75/125/175/225 mm.
  - The cabinets are stackable (supplied with linking kit).
  - Safety:
    - Drawer centralised locking: the drawers are locked simultaneously. (cabinet supplied with 2 keys).
    - Anti-tilting system: when opened individually, each drawer locks all others. This prevents the cabinet from tipping over.
    - Ground-anchoring option.
  - Overall dimensions: L.980 x D.680 x H.1000 mm.
- Weight: 172.5 kg.

## 2930.B1 Set of 53 plastic trays



- Different coloured plastic modular trays.
- Kit of 53 trays (35 yellow, 12 green, 4 blue, 2 grey).
- Yellow 64 x 74 x 51 mm – green 128 x 74 x 51 mm – blue 148 x 128 x 51 mm- grey 296 x 128 x 51 mm.


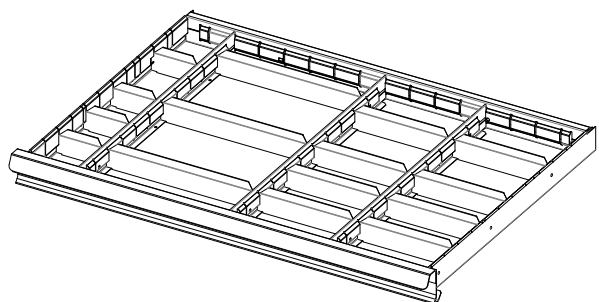
## 2930.B2 Set of 25 plastic trays



- Different coloured plastic modular trays.
- Kit of 25 trays (7 yellow, 6 green, 6 blue, 6 grey).
- Yellow 64 x 74 x 51 mm – green 128 x 74 x 51 mm – blue 148 x 128 x 51 mm- grey 296 x 128 x 51 mm.


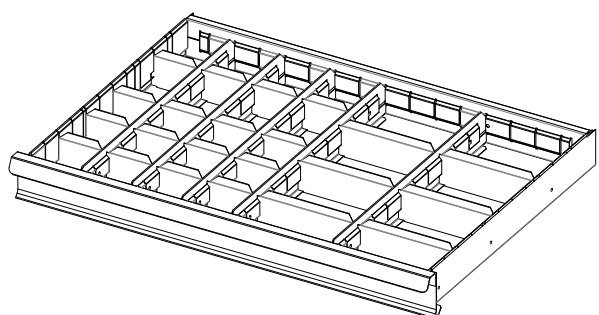


■ **2930.C1** Supplied with 18 partitions for drawers 80 and 75 mm wall




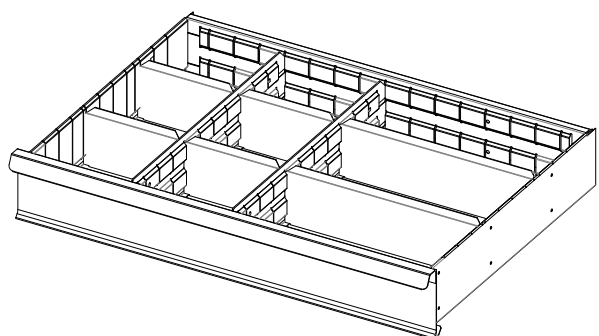
- Partitioning system in galvanised metal sheet.
- 3 separations.
- 4 partitions 100 mm high.
- 3 partitions 300 mm high.
- 8 partitions 200 mm high.

■ **2930.C2** Set of 27 partitions for drawers 75 mm wall

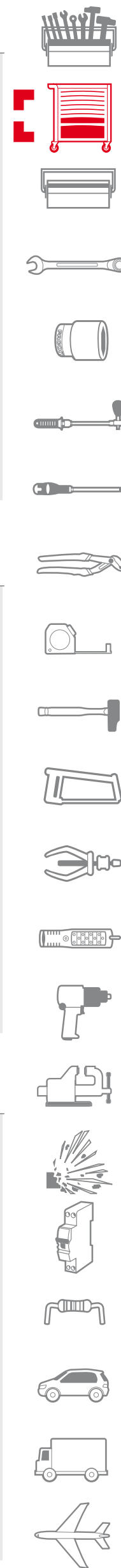


- Partitioning system in galvanised metal sheet.
- 5 separations.
- 16 partitions 100 mm high.
- 6 partitions 200 mm high.

■ **2930.C3** Set of 8 partitions for drawers 125 mm wall



- Partitioning system in galvanised metal sheet.
- 2 separations.
- 4 partitions 200 mm high.
- 2 partitions 400 mm high.



## Large capacity cabinets

### ▣ 2940B Cabinet with folding doors



- Full access thanks to the 2 folding doors.
  - Optimum storage organization.
  - 5 shelves in galvanised steel:
    - Free positioning.
    - Acceptable load 150 kg.
  - 8 intermediate partitions - free positioning, height: 195 mm, length 440 mm.
  - 2 small tilting tray-drawers - grey ELIAN:
    - Free positioning.
    - Acceptable load 20 kg.
    - Height: 130 mm (240 x 395 mm).
  - 2 large tilting tray-drawers - grey ELIAN:
    - Free positioning.
    - Acceptable load 20 kg.
    - Height: 130 mm (130 x 395 mm).
- Safety:
- An anti-tilting system is built-in as the cabinet can be fitted with optional drawers.
  - Overall dimensions: L.1000 x D.650 x H.1950mm.
  - Colours: grey 9006 and grey ELIAN.
- Weight: 180 kg.

### ▣ 2940B-75 Drawer 75 mm wall for 2940B cabinet



- Drawer with ball-bearing slides - 100% opening.
- Acceptable load 100 kg.
- Useful dimensions: L.775 x D.415 mm.
- Compatible with the modules of the FACOM Modular System range (foam or heat-formed plastic).

### ▣ 2940B-135 Drawer 135 mm wall for 2940B cabinet



- Drawer with ball-bearing slides - 100% opening.
- Acceptable load 100 kg.
- Useful dimensions: L.775 x D.415 mm.
- Compatible with the modules of the FACOM Modular System range (foam or heat-formed plastic).

Worktop cabinets and wall storage units

**WORKTOP CABINETS AND WALL STORAGE UNITS**

**Maximum visibility and accessibility**

- Shutters open fully and doors to 180°.

**Compact, optimised storage**

- Walls, sides and door panels are perforated on wall-mounted units.

**Modular**

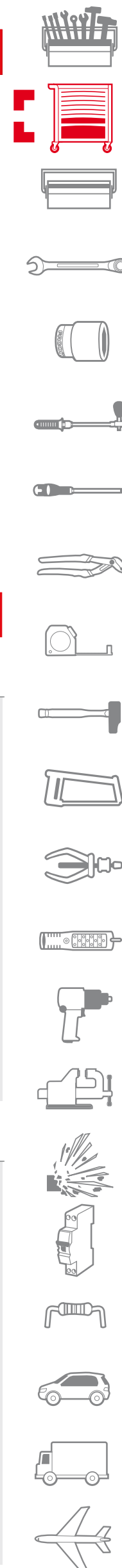
- Walls, sides and door panels are perforated on wall-mounted units.

**SECURITY**


- Centralised key-locking of wall unit doors and drawers.



Wall-mounted or mounted on worktop




**2205 Shutter cabinet 1.50 m long**



- Hook fastening useful dimensions: L.1375 x H.714 x D.145 mm.
- Tools hung by CKS system.
- Keylock.
- Dimensions: L.1500 x H.800 x D.240 mm.
- Weight: 25 kg.

Delivered without tools.

**2210 Shutter cabinet 2 m long**



- Hook fastening useful dimensions: L.1875 x D.714 x H.145 mm.
- Tools hung by CKS system.
- Keylock.
- Dimensions: L.2000 x H.800 x D.240 mm.
- Weight: 30 kg.

Delivered without tools.



## 2201 Wall unit - 1 drawer - 810 mm wall



- Cabinet with vertical hanging and drawer sections.
  - Vertical fastening part:
    - Storage surface area: 1 m<sup>2</sup>.
    - The base and sides of the cabinet, door liners, are perforated for hanging tools using the CKS system.
    - Opening at 180° of the 2 swinging doors for maximum visibility and accessibility.
  - Drawer section:
    - 1 drawer with heavy-duty ball-bearing slides, 100% opening.
    - Drawer useful dimensions: L.569 x H.60 x D.210 mm.
    - Centralised locking of the doors and drawer by keylock.
    - Wall mounted (through holes provided) or on a workbench.
    - Dimensions: L.720 x D.280 x H.810 mm.
- Weight: 31 kg.

Delivered without tools.

## 2202XL Wall unit with 2 drawers and shutters - 1000 mm wall



- Vertical fastening part:
    - Storage surface area: 1.8 m<sup>2</sup>.
    - The base and sides of the cabinet, door liners, as well as the 2 additional panels, are perforated for hanging tools using the CKS system.
    - Opening at 180° of the 2 swinging doors for maximum visibility and accessibility.
  - Drawer section:
    - 2 drawers with heavy-duty ball-bearing slides, 100% opening.
    - Drawer useful size: L.569 x H.60 x D.210 mm.
    - Centralised locking of the doors and drawers by keylock.
    - Wall mounted (through holes provided) or on a workbench.
    - Dimensions: L.720 x D.280 x H.1.000 mm.
- Weight: 42.5 kg.

Delivered without tools.

## 2216 Shutter cabinet



- Compact cabinet for organizing a tooling set.
  - Shutter with keylock.
  - Tools hung by CKS system.
  - Can be screwed to a wall (through holes provided).
  - Dimensions: L.550 x D.150 x H.800 mm.
- Weight: 12 kg.

Delivered without tools.

## Tool storage

### CKS Panels and hook system

#### VERTICAL TOOL STORAGE

#### A HOOK FOR EACH TOOL!

##### Space-saving:

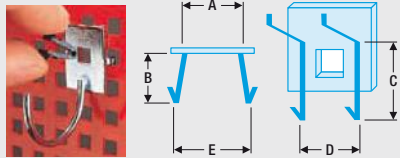
- Wall surfaces are transformed into storage surfaces.

##### Ergonomic:

- Direct tool access.

##### CKS hook system

- Installation of retaining clip CKLA.




##### Perforated panels

- Perforation: L 6 x 6 mm.
- Pitch: 12 mm.

PK	L mm	H mm	W mm	Weight kg
PK.1	444	888	10	2,350
PK.2	444	444	10	1,160
PK.4	1665	444	10	4,360

PK	L mm	H mm	W mm	Weight kg
PK.1G	444	888	10	2,350
PK.2G	444	444	10	1,160
PK.4G	1665	444	10	4,360



### Hooks

#### CK Standard hook



CK: Standard hook length: 50 mm.  
Weight: 10 g.

#### CKLA Locking clips



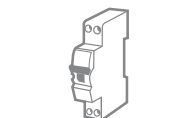
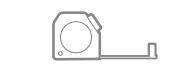
• Very useful in case of modification of hook implantation. (Packaging unit: 10).  
Weight: 15 g.

#### Tool hook for combination wrenches

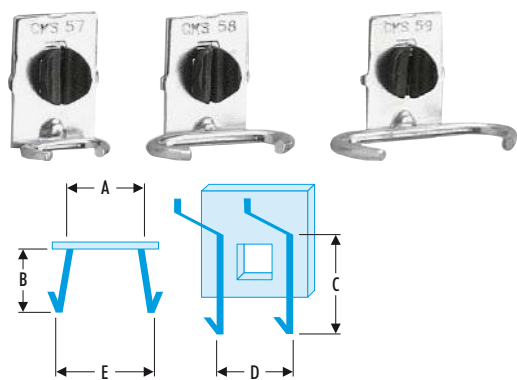


• Hook Ø 15 mm.

PK	Dimension [mm]
CKS.60A	Hook Ø 30 mm.
CKS.61A	Hook Ø 15 mm.

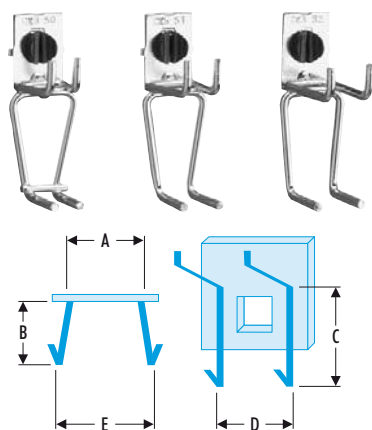


## Tool hook for open end wrenches



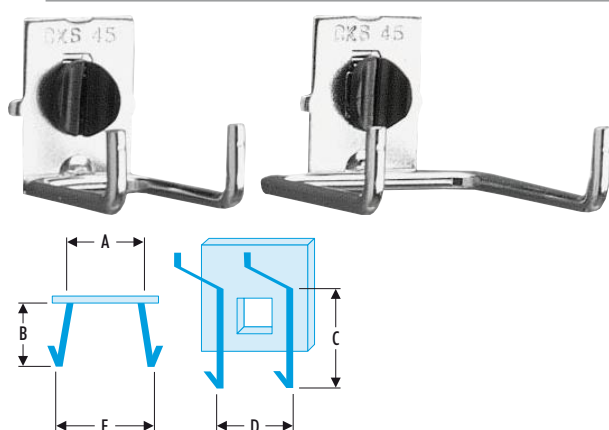
➤	A [mm]	B [mm]
<b>CKS.57A</b>	13	5
<b>CKS.58A</b>	25	8
<b>CKS.59A</b>	36	12

## Tool hook for screwdrivers



➤	A [mm]	C [mm]	D [mm]
<b>CKS.50A</b>	13	35	7
<b>CKS.51A</b>	13	35	10
<b>CKS.52A</b>	14	35	13

## Tool hook for hammers



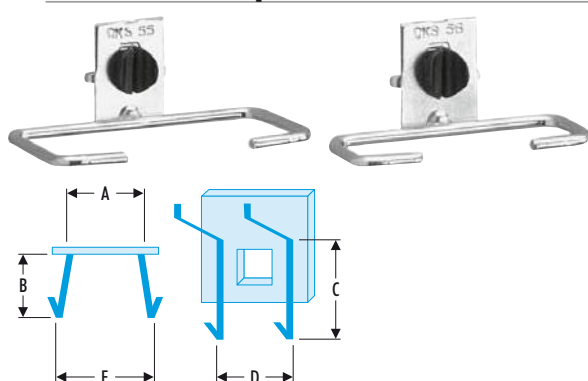
➤	A [mm]	B [mm]
<b>CKS.45A</b>	17	28
<b>CKS.46A</b>	33	36

## Tool hooks for cylindrical tools



➤	L2 [mm]	L3 [mm]	Dimension [mm]
<b>CKS.64A</b>	PH.0		Ø 7 to 9
<b>CKS.65A</b>	PH.1		Ø 8 to 12
<b>CKS.66A</b>	PH.2		Ø 12 to 15
<b>CKS.67A</b>	PH.3		Ø 15 to 25
<b>CKS.68A</b>		PZ.0	Ø 25 to 32

## Tool hook for pliers



➤	A [mm]	B [mm]	L3 [mm]
<b>CKS.55A</b>	61	28	PZ.1
<b>CKS.56A</b>	50	17	PZ.2



## Tool hook kits



- CKS.K1: kit comprising 65 hooks: 20 x CKS.60A, 20 x CKS.61A, 5 x CKS.67A, 5 x CKS.68A, 5 x CKS.50A, 5 x CKS.51A, 5 x CKS.52A.
- CKS.K2: kit comprising 40 hooks: 5 x CKS.45A, 5 x CKS.46A, 5 x CKS.55A, 5 x CKS.56A, 10 x CKS.66A, 10 x CKS.67A.
- CKS.K3: kit comprising 65 hooks: 20 x CKS.60A, 20 x CKS.61A, 5 x CKS.67A, 5 x CKS.68A, 5 x CKS.50A, 5 x CKS.51A, 5 x CKS.52A.



**CKS.K1**  
**CKS.K2**  
**CKS.K3**

## Tool racks

### Versatile wrench rack




- Easy to install: very easy fastening on the perforated sides of the roller cabinet or on a wall-mounted panel (fastening system supplied).
- Easy use and time gain.
- No specific location, wrenches can be positioned in any cell.
- No risk of damaging tools: polypropylene rack and appropriate design ensure risk-free contact.
- Broad range coverage.



	For	Dimension [mm]	ΔΔ [g]
<b>CKS.100</b>	8 open end wrenches	6 to 14	40
<b>CKS.101</b>	8 open end wrenches	14 to 27	40
<b>CKS.102</b>	4 open end wrenches	24 to 42	40

### Versatile screwdriver rack



- Easy use and time gain.
- No specific location, wrenches can be positioned in any cell.
- No risk of damaging tools: polypropylene rack and appropriate design ensure risk-free contact.
- Broad range coverage.
- Dimensions: L.238 x D.38 x P.50 mm.



	For
<b>CKS.08</b>	6 screwdrivers all dimensions.

### Versatile drift punch rack



- Easy to install: very easy fastening on the perforated sides of the roller cabinet or on a wall-mounted panel (fastening system supplied).
- Easy use and time gain.
- No specific location, drift punches can be positioned in any cell.
- No risk of damaging tools: polypropylene rack and appropriate design ensure risk-free contact.
- Broad range coverage: compatible with sheathed drift punches
- Dimensions: L.170 x D.35 x H.70 mm.



	For	ΔΔ [g]
<b>CKS.103</b>	6 drift punches	95




## ▣ Versatile stud puller rack



➤	For	Dimension [mm]	ΔΔ [g]
<b>CKS.25A</b>	5 stud pullers	Ø 4 - 11	52

## ▣ File rack



➤	For	ΔΔ [g]
<b>CKS.34A</b>	9 handle files	140
<b>CKS.35A</b>	5 handle files	68

## ▣ Rack for angled socket wrenches no.1



➤	For	Dimension [mm]	ΔΔ [g]
<b>CKS.37A</b>	9 angled socket wrenches 75 or 76	8 to 19	186

## ▣ Rack for angled socket wrenches no.2



➤	For	Dimension [mm]	ΔΔ [g]
<b>CKS.39A</b>	16 angled socket wrenches 75 - 76 - 92	8 to 24	780

## ▣ Socket rack



➤	For	Dimension [mm]	ΔΔ [g]
<b>CKS.1A</b>	13 1/2" - 3/8" sockets	8 to 21	280
<b>CKS.2A</b>	9 1/2" sockets	22 to 32	286

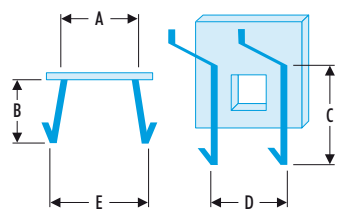
## ▣ Chisel rack



➤	For	ΔΔ [g]
<b>CKS.80B</b>	4 chisels	145
<b>CKS.81A</b>	5 capped chisels	210

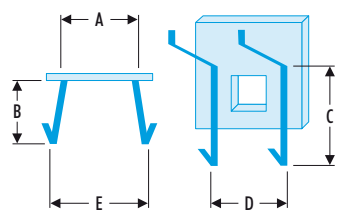
### Other tool racks

#### ■ Pneumatic tool rack



➤	A [mm]	B [mm]	ΔΔ [g]
<b>CKS.71A</b>	48	60	200
<b>CKS.79A</b>	48	60	200

#### ■ Electric tool rack



➤	A [mm]	B [mm]	ΔΔ [g]
<b>CKS.77A</b>	55	100	190

#### ■ **CKS.78A** Wire basket



- Dimensions (L. x P. x H.): 355 x 92 x 105 mm.
- Weight: 208 g.

#### ■ **CKS.85A** Tray holder

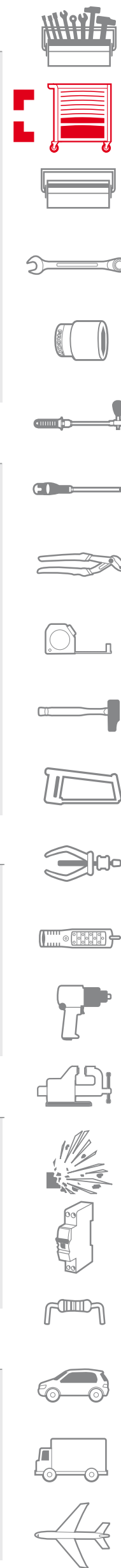


- Length: 400 mm.
- Weight: 320 g.

#### ■ Plastic trays



➤	Dimension [mm]	ΔΔ [g]
<b>CKS.86</b>	110 x 110 x 40	50
<b>CKS.87</b>	110 x 150 x 60	90
<b>CKS.88</b>	110 x 200 x 85	165





# WORKTOP CABINETS AND WALL STORAGE UNITS

## HOOK REFERENCE TABLE

- Using the reference tables, start with the tool family, e.g. Wrenches.
- Select the tool reference, e.g. 440.26.
- Hook reference appears opposite the tool reference: CKS.60A.

If more than one tool reference goes in the same hook, the symbol / indicates the reference covered, e.g. 41.6 / 41.24 means that wrenches 6 to 24 can be stored on hook CKS.61A.



22.3,2X5,5 / 22.4X5	<b>CKS.64A</b>
22.6X7 / 22.10X11	<b>CKS.57A</b>
22.12X13	<b>CKS.58A</b>
22.3/16X1/4 / 22.11/32X7/16	<b>CKS.57A</b>
22.1/2X9/16	<b>CKS.58A</b>
31.6X7 / 31.10X11	<b>CKS.57A</b>
31.12X13 / 31.18X19	<b>CKS.58A</b>
31.20X22 / 31.21X23	<b>CKS.59A</b>
34.3,2 / 34.5,5	<b>CKS.64A</b>
34.6 / 34.11	<b>CKS.57A</b>
34.12 / 34.17	<b>CKS.58A</b>
34.3/16 / 34.7/32	<b>CKS.64A</b>
34.1/4 / 34.7/16	<b>CKS.57A</b>
34.1/2 / 34.11/16	<b>CKS.58A</b>
39.3,2H / 39.17	<b>CKS.61A</b>
39.1/8H / 39.11/16	<b>CKS.61A</b>
40.19LA / 40.22LA	<b>CKS.61A</b>
40.23LA / 40.50LA	<b>CKS.60A</b>
40.3/4LA / 40.7/8L1	<b>CKS.61A</b>
40.15/16LA / 40.2'LA	<b>CKS.60A</b>
41.6 / 41.22	<b>CKS.61A</b>
41.22 / 41.32	<b>CKS.60A</b>
41.46L / 41.65L	<b>CKS.60A</b>
42.8X10 / 21.11X13	<b>CKS.57A</b>
42.12X14 / 42.17X19	<b>CKS.58A</b>
42.19X22 / 42.30X32	<b>CKS.59A</b>
42.36X41	<b>CKS.56A</b>
42.5/16X3/8 / 42.7/16X1/2	<b>CKS.57A</b>
42.9/16X5/8 / 42.11/16X3/4	<b>CKS.58A</b>
42.3/4X7/8 / 42.1'X1'1/8	<b>CKS.59A</b>
43.7X9 / 43.8X10	<b>CKS.66A</b>
43.10X11 / 43.11X13	<b>CKS.57A</b>
43.12X14 / 43.17X19	<b>CKS.58A</b>
44.3,2X5,5 / 44.4X5	<b>CKS.64A</b>
44.5,5X7 / 44.10X11	<b>CKS.57A</b>
44.10X13 / 44.18X19	<b>CKS.58A</b>
44.20X22 / 44.26X28	<b>CKS.59A</b>
44.27X29 / 44.38X42	<b>CKS.56A</b>
44.1/4X5/16 / 44.3/8X7/16	<b>CKS.57A</b>
44.1/2X9/16 / 44.11/16X3/4	<b>CKS.58A</b>
44.3/4X13/16 / 44.1'X1'1/16	<b>CKS.59A</b>
44.1'1/8X1'1/4 / 44.1'7/16X1'5/8	<b>CKS.56A</b>
45.30 / 45.75	<b>CKS.60A</b>
54.24 / 54.70	<b>CKS.60A</b>
55A.6X7 / 55A.20X22	<b>CKS.61A</b>
55A.21X23 / 55A.46X50	<b>CKS.60A</b>
57.10X12 / 57.19X22	<b>CKS.61A</b>
59.6X7 / 59.22X24	<b>CKS.61A</b>
59.26X28 / 59.30X32	<b>CKS.60A</b>
59TX.6X8 / 59TX.20X24	<b>CKS.61A</b>
64.6X7 / 64.22X24	<b>CKS.61A</b>
64.1/4X5/16 / 64.7/8X15/16	<b>CKS.61A</b>
65.6X7 / 65.14X15	<b>CKS.61A</b>

65.16X18 / 65.22X24	<b>CKS.60A</b>
65.1/4X5/16 / 65.7/8X15/16	<b>CKS.60A</b>
66A.6X7	<b>CKS.65A</b>
66A.8X9 / 66A.14X15	<b>CKS.66A</b>
66A.16X17 / 66A.30X32	<b>CKS.67A</b>
66A.3/8X7/16 / 66A.1/2X9/16	<b>CKS.66A</b>
66A.5/8X11/16 / 66A.5/8X3/4	<b>CKS.67A</b>
66TX.6X8	<b>CKS.65A</b>
66TX.10X12 / 66TX.14X18	<b>CKS.66A</b>
66TX.20X24	<b>CKS.67A</b>
70A7 / 70A19	<b>CKS.61A</b>
70A22 / 70A32	<b>CKS.60A</b>
74A30.2 / 74A9	<b>CKS.51A</b>
74A10 / 74A14	<b>CKS.52A</b>
74T.5 / 74T.10	<b>CKS.51A</b>
74T.11 / 74T.14	<b>CKS.52A</b>
75.6 / 75.38	<b>2 x CK</b>
76.6 / 76.38	<b>2 x CK</b>
82.JP9A	<b>CKS.61A</b>
82H.JP9A / 83SH.JP9A	<b>CKS.61A</b>
84TC.2 / 84TC.14	<b>CKS.45A</b>
84TCS.3 / 84TCS.6	<b>CKS.45A</b>
84TZ.2,5 / 84TZ.8	<b>CKS.51A</b>
84TZ.10	<b>CKS.52A</b>
84TZ.5/32 / 84TZ.1/4	<b>CKS.51A</b>
84TZ.5/16	<b>CKS.46A</b>
84TZ.3/8	<b>CKS.52A</b>
84TZS.4 / 84TZS.8	<b>CKS.51A</b>
84TZS.10	<b>CKS.52A</b>
86A.JE7A / 86H.JU7	<b>CK</b>
87H.JE8 / 87HL.JU8	<b>CKS.61A</b>
89TX.6 / 89TX.10	<b>CKS.50A</b>
89TX.15 / 89TX.27	<b>CKS.51A</b>
89TX.30 / 89TX.50	<b>CKS.52A</b>
92A4 / 92A32	<b>2 x CK</b>
94A.3,2 / 94A.5,5	<b>CKS.64A</b>
94A6 / 94A9	<b>CKS.65A</b>
94A10 / 94A11	<b>CKS.66A</b>
94A12 / 94A14	<b>CKS.67A</b>
97.6X7	<b>CKS.64A</b>
97.8X9 / 97.14X15	<b>CKS.66A</b>
97.16X17 / 97.30X32	<b>CKS.67A</b>
98B6 / 98B17	<b>CKS.45A</b>
99C.6 / 99C.19	<b>CKS.45A</b>
105.230 / 105.280	<b>CKS.61A</b>
105.375	<b>CKS.60A</b>
113A.4C / 113A.10C	<b>CKS.61A</b>
113A.12C / 113A.24C	<b>CKS.60A</b>
113A.4CG / 113A.8CG	<b>CKS.61A</b>
113A.10CG / 113A.12CG	<b>CKS.60A</b>
113A.4T / 113A.10T	<b>CKS.61A</b>
113A.12T / 113A.24T	<b>CKS.60A</b>
113.4TG / 113A.8TG	<b>CKS.61A</b>
113A.10TG / 113A.12TG	<b>CKS.60A</b>
115A50 / 115A200	<b>CKS.61A</b>
116.50 / 116.200	<b>CKS.61A</b>
117.B	<b>CKS.61A</b>
118A	<b>CKS.61A</b>
119.3/8 / 119.3/4	<b>CKS.61A</b>
120.1/2 / 120.1'	<b>CKS.61A</b>
120.1'1/2 / 120.2'	<b>CKS.60A</b>

121A.1'	<b>CKS.61A</b>
121A.1'1/2 / 121A.2'	<b>CKS.60A</b>
125A35 / 125A80	<b>CKS.61A</b>
125A120 / 125A180	<b>CKS.60A</b>
126A35 / 126A80	<b>CKS.61A</b>
126A120 / 126A180	<b>CKS.60A</b>
131A.8 / 131A10	<b>CKS.61A</b>
131A14 / 131A36	<b>CKS.60A</b>
133A14 / 133A36	<b>CKS.60A</b>
134A.8 / 134A10	<b>CKS.61A</b>
134A14 / 134A36	<b>CKS.60A</b>
135A14 / 135A24	<b>CKS.60A</b>
136A2 / 136B4	<b>CKS.60A</b>
138A17 / 138A48	<b>CKS.60A</b>
440.4H / 440.22	<b>CKS.61A</b>
440.23 / 440.41	<b>CKS.60A</b>
440.1/4 / 440.7/8	<b>CKS.61A</b>
440.15/16 / 440.1'1/2	<b>CKS.60A</b>
467.6 / 467.22	<b>CKS.61A</b>
467.24 / 467.32	<b>CKS.60A</b>
467F.8 / 467F.19	<b>CKS.61A</b>
467S.7 / 467S.17	<b>CKS.61A</b>



J.151A / JL.161	<b>CKS.67A</b>
S.143A / S.161	<b>CKS.68A</b>
S.171 / SJ.171	<b>CKS.67A</b>
SL.161	<b>CKS.68A</b>



A2,5X50VE / 4X150VE	<b>CKS.51A</b>
A5,5X125VE / 10X200VE	<b>CKS.50A</b>
AD.0X50	<b>CKS.50A</b>
AGT.10X100	<b>CKS.52A</b>
AGT.8X100	<b>CKS.51A</b>
AN3,5X75 / 4X400	<b>CKS.50A</b>
AN4X25 / 6,5X35	<b>CKS.68A</b>
AN5,5X100 / 8X175	<b>CKS.51A</b>
ANDOX75 / 1X75	<b>CKS.50A</b>
AND1X100	<b>CKS.51A</b>
AND1X25 / 2X35	<b>CKS.68A</b>
AND1X250	<b>CKS.50A</b>
AND1X400 / 3X150	<b>CKS.51A</b>
AND4X200	<b>CKS.52A</b>
ANDH2X125 / 3X150	<b>CKS.51A</b>
ANDH4X200	<b>CKS.67A</b>
ANF4X100 / 5,5X100	<b>CKS.50A</b>
ANF5,5X150 / 8X200	<b>CKS.51A</b>
ANF8EX200 / 10X250	<b>CKS.52A</b>





## Tool-set organizers

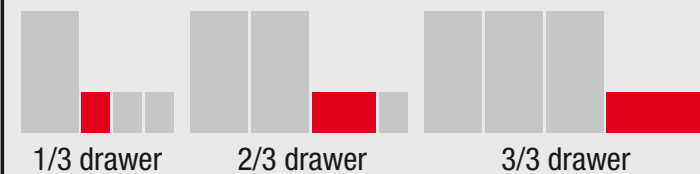
### FACOM MODULAR SYSTEM

#### Effective tool organisation with FACOM Modular System

- Stored tools = productivity, comfort and safety.
- Instant access to all your tools without wasting time.
- Optimum safety: no more rummaging through loose tools in a drawer.

#### INFORMATION

Modules are available in 3 dimensions



1

#### 1 Break-off modules

- Universal modules compatible with all FACOM roller cabinets.
- Thermoformed shock polystyrene.
- Dimensions 175 x 418 mm (355 mm without the tray).



For ROLL and CHRONO, detach the break-off section.

#### 2 Modules XL

- Modules compatible only with XL drawers (JET +3, JET +4, JET +5, CHRONO+ ranges, but also JETXL and CHRONOXL).
- Thermoformed shock polystyrene.
- Dimensions 188 x 418 mm



2

## Wrenches

### MOD.440-1 16 OGV® combination wrenches sizes 6 to 22 and 24 mm module



- 440. 6 - 7 - 8 - 9 - 10 - 11 - 12 - 13 - 14 - 15 - 16 - 17 - 18 - 19 - 22 - 24 mm.
- Heat-formed tray PL.670.
- Weight: 1.790 kg.

### MOD.440-1XL 17 combination wrenches 440 module (XL tray)



# XL

- 440. 6 - 7 - 8 - 9 - 10 - 11 - 12 - 13 - 14 - 15 - 16 - 17 - 18 - 19 - 21 - 22 - 24 mm.
- Heat-formed tray PL.313.
- Weight: 1.938 kg.

### MOD.440-2 4 OGV® combination wrenches large sizes 27 to 30 and 32 mm module



- 440. 27 - 29 - 30 - 32 mm.
- Heat-formed tray PL.314A.
- Weight: 2.065 kg.

### MOD.440-2XL 5 OGV® combination wrenches large size 27 to 32 and 34 mm module



# XL

- 440. 27 - 29 - 30 - 32 - 34 mm.
- Heat-formed tray XL PL.671.
- Weight: 2.920 kg.



**MOD.440-4 13 inch combination wrenches module**



- 440. 1/4 - 5/16 - 11/32 3/8 - 7/16 1/2 - 9/16 - 5/8 - 11/16 - 3/4 - 13/16 - 7/8 - 15/16.
- Heat-formed tray PL.673.
- Weight: 1.593 kg.

**MOD.467J12 12 ratchet combination wrenches module**



- 467. 8 - 9 - 10 - 11 - 12 - 13 - 14 - 15 - 16 - 17 - 18 - 19 mm.
- Heat-formed tray PL.652.
- Weight: 1.675 kg.

**MOD.467XL 6 ratchet combination wrenches large size module**



**XL**

- 467. 21 - 22 - 24 - 27 - 30 - 32 mm.
- Heat-formed tray XL PL.653.
- Weight: 4.220 kg.

**MOD.467J13 13-piece module of ratchet combination wrenches and adaptors**



- 467. 8 - 9 - 10 - 11 - 12 - 13 - 14 - 15 - 16 - 17 - 18 - 19 + 1/4" square drive 10 mm wrench + 1/2" square drive wrench adaptor.
- Heat-formed tray PL.682.
- Weight: 1.700 kg.

**MOD.467FJ12 12-piece module of hinged combination wrenches and adaptors**

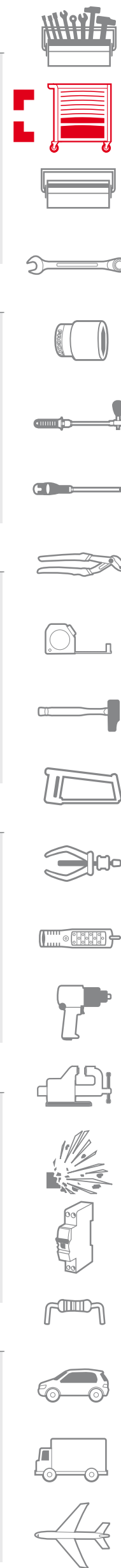


- 467F. 8 - 9 - 10 - 11 - 12 - 13 - 14 - 15 - 16 - 17 - 18 - 19 mm.
- 3 adaptors: 1/4" 1/2" sockets, 1/4" bits.
- Heat-formed tray PL.680.
- Weight: 1.750 kg.

**MOD.64J7 7-piece 12-point ratchet ring wrench module, 6 to 19 mm**



- 64. 6x7 - 8x9 - 10x11 - 12x13 - 14x15 - 16x18 - 17x19 mm.
- Heat-formed tray PL.608A.
- Weight: 0.925 kg.



### ▣ MOD.65J7 7-piece 12-point 15° head ring wrench module



- 65. 6x7 - 8x9 - 10x11 - 12x13 - 14x15 - 16x18 - 17x19 mm.
  - Heat-formed tray PL.608A.
- Weight: 1.153 kg.

### ▣ MOD.44-1 9 open-end wrenches module, 6 to 24 mm



- 44. 6x7 - 8x9 - 10x11 - 12x13 - 14x15 - 16x17 - 18x19 - 21x23 - 22x24 mm.
  - Heat-formed tray PL.315.
- Weight: 1.315 kg.

### ▣ MOD.44-2 3 open end wrenches large size module



- 44. 26x28 - 27x29 - 30x32 mm.
  - Heat-formed tray PL.316
- Weight: 1.578 kg.

### ▣ MOD.55-1 7 offset-ring wrenches module, 6 to 19 mm



- 55A. 6x7 - 8x9 - 10x11 - 12x13 - 14x15 - 16x17 - 18x19 mm.
  - Heat-formed tray PL.317A.
- Weight: 0.920 kg.

### ▣ MOD.55-2 3 ring wrenches module, 22 to 28 mm



- 55A. 21x23 - 22x24 - 26x28 mm.
  - Heat-formed tray PL.318A.
- Weight: 1.450 kg.

### ▣ MOD.55-3 7 offset-ring wrenches module



- 55A. 1/2x9/16 - 1/4x5/16 - 11/32x13/32 - 19/32x25/32 - 3/4x13/16 - 3/8x7/16 - 5/8x11/16.
  - Heat-formed tray PL.600A.
- Weight: 1.020 kg.

**MOD.75-1** 10 6-point OGV® tubular socket wrenches module



- 75. 8 - 10 - 11 - 12 - 13 - 14 - 16 - 17 - 18 - 19 mm.
- Heat-formed tray PL.625.
- Weight: 2.500 kg.

**MOD.97** 6 tubular box wrenches module, 8 to 19 mm



- 97. 8x9 - 10x11 - 12x13 - 14x15 - 16x17 - 18x19 mm.
- Heat-formed tray PL.359.
- Weight: 0.900 kg.

**MOD.99B** 7 universal joint socket wrenches module, 7 to 19 mm



- 99C. 7 - 8 - 10 - 11 - 13 - 17 - 19 mm.
- Heat-formed tray PL.304 (value 3 modules).
- Weight: 4.010 kg.

**MOD.66A-1** 6 hinged socket wrenches module, 6 to 17 mm



- 66A. 6x7 - 8x9 - 10x11 - 12x13 - 14x15 - 16x17 mm.
- Heat-formed tray PL.319A.
- Weight: 0.940 kg.

**MOD.66A-2** 3 hinged socket wrenches module, 18 to 23 mm



- 66A. 18x19 - 20x22 - 21x23 mm.
- Heat-formed tray PL.320.
- Weight: 1.600 kg.

**MOD.43** Flare nut wrenches module, 7 to 19 mm



- 43. 7x9 - 8x10 - 11x13 - 12x14 - 17x19 mm.
- Heat-formed tray PL.635.
- Weight: 0.960 kg.





## ▣ MOD.TX1 Torx® wrench sockets and bit module



- J.235: bit holder.
  - R.235: 1/4" bit holder socket / S.236: 1/2" bit holder socket.
  - EX.2 40 - 45 - 50 - 55: bits 5/16 / EXR drives. 10-15-20-25-30-40 1/4 drives.
  - JTX. 8 - 10 - 12 - 14 - 16: 3/8" / STX 18-20 sockets: 1/2" sockets.
  - 59TX 6x8 - 10x12 - 14x18 - 20x24: ring wrenches.
  - Heat-formed tray: PL.360.
- Weight: 0.995 kg.

## Sockets

### ▣ MOD.R1 1/4" drive sockets with Pozidriv® head module



- R.161: "palm- control" 1/4" ratchet.
  - R.209 and R.215: 55 and 150 mm extensions.
  - R.236A: 1/4" ratchet with handle - 158 mm.
  - R.240A: 1/4" universal joint.
  - R.120A: 1/4" sliding tee.
  - R. 5.5 - 6 - 7 - 8 - 9 - 10 - 11 - 12 - 13 - 14 mm and R.235: sockets.
  - 82H. 2 to 10 mm: short male wrenches.
  - Pozidriv® Torsion drives: 1 and 2.
  - Torsion Slot drives: ES.T 4.5, 6.5 and 8; EH.3 - 4 - 5 - 6 - 10.
  - Heat-formed tray: PL.321.
- Weight: 0.920 kg

### ▣ MOD.RL1 1/4" drive sockets with Phillips®-Pozidriv® head module



- RL.161: ratchet.
- R.209-R.215: extensions.
- R.240A: universal joint.
- R.120A: sliding tee.
- R.235: 1/4" drive holder socket.
- R.236A: sliding tee.
- Sockets R.5.5 - 6 - 7 - 8 - 9 - 10 - 11 - 12 - 13 - 14.
- ECR socket holder drive.
- 83SH. 1,5 - 2 - 2,5 - 3 - 4 - 5 - 6 - 7 - 8 - 9 - 10.
- Pozidriv® 1 - 2 - 3, Phillips® 1 - 2 -3, slotted head 4.5 - 6.5.
- Heat-formed tray PL.321.

### ▣ MOD.R2 1/4" drive sockets with Pozidriv®-Resistorx® head module



- R.161: "palm- control" 1/4" ratchet.
  - R.209 and R.215: 55 and 150 mm extensions.
  - R.236A: 1/4 ratchet with handle - 158 mm.
  - R.240A: 1/4" universal joint.
  - R.120A: 1/4" sliding tee.
  - R. 5.5 - 6 - 7 - 8 - 9 - 10 - 11 - 12 - 13 - 14 mm
  - R.235: drive holder sockets.
  - 83SH. 3 - 4 - 5 - 6 - 7 - 8 mm: spherical head long male wrenches.
  - Pozidriv® drives: 1 and 2.
  - Resistorx® drives: 10 - 15 - 20 - 25 - 27 - 30 - 40.
  - Heat-formed tray: PL.321.
- Weight: 0.990 kg

**MOD.R3** 1/4" inch sockets module



- R.161: "palm- control" 1/4" ratchet.
  - R.209 and R.215: 55 and 150 mm extensions.
  - R.236A: with handle 158 mm.
  - R.240A: 1/4" universal joint.
  - R.120A: 1/4" sliding tee.
  - R 3/16 - 7/32 - 1/4 - 9/32 - 5/16 - 11/32 - 3/8 - 13/32 - 7/16 - 1/2 and R.235: Sockets.
  - 82H. 1/4 - 1/8 - 3/8 - 3/16 - 3/32 - 5/16 - 5/32 - 5/64 - 7/32 - 9/64: short male wrenches.
  - Bits:
    - Torsion slot 4.5, 6.5 and 8.
    - hex 1/8 - 5/32 - 3/16 - 7/32.
    - Pozidriv® 1 and 2.
  - Heat-formed tray: PL.603.
- Weight: 0.950 kg.

**MOD.R5** 1/4" sockets, male keys, TORX® wrenches and bits module



**XL**

- R.161: "palm-control" 1/4" ratchet.
  - R.209 and R.215: 55 and 150 mm extensions.
  - R.236A: with handle 158 mm.
  - R.240A: 1/4" universal joint.
  - R.120A: 1/4" sliding tee.
  - 83SH.JPA: set of 9 spherical head keys (1.5 - 2 - 2.5 - 3 - 4 - 5 - 6 - 7 - 8 - 10 mm).
  - 89S.JP8: set of 8 spherical head TORX® wrenches (10 - 15 - 20 - 25 - 27 - 30 - 45).
  - R. 5.5 to 14 mm and R.235 (bit holder socket).
  - Bits:
    - Slotted head 6.5 - 8.
    - Hex 3 - 4 - 5 - 6 - 7 mm.
    - Resistorx® 10 - 15 - 20 - 25 - 30 - 40 .
    - Phillips® 1 - 2 -3 .
    - Pozidriv® 1 and 2.
  - XL heat-formed tray: PL.658.
- Weight: 1.413 kg.

**MOD.HLA** Long hex socket module

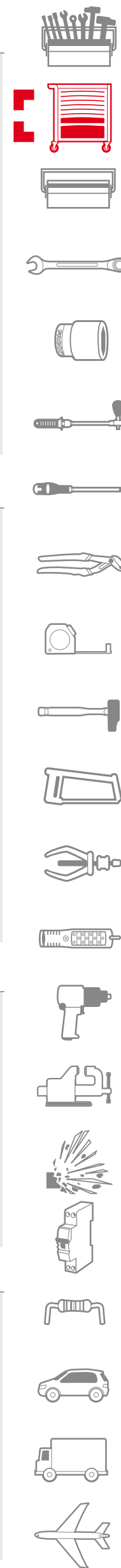


- J.HLA 7 - 8 - 9 - 10 - 11mm: 3/8".
  - S.HLA 12 - 13 - 14 - 15 - 16 - 17 - 18 - 19mm: 1/2".
  - Heat-formed tray: PL.609.
- Weight: 1.600 kg.

**MOD.J1** 3/8" J1 hex socket module



- J.161: "palm- control" 3/8" ratchet.
  - J.240A: 3/8" universal joint.
  - J.120A: 3/8" sliding tee.
  - J.215 and J.210: 2 extensions 125 and 250 mm long.
  - J.H 8 to 19 - 21 - 22 mm.
  - Heat-formed tray PL.322A.
- Weight: 1.800 kg.



## ▣ MOD.JL1 3/8" socket ratchet module



**XL**

- JL.161 ratchet.
- J.210-215 extensions.
- J.240A universal joint.
- J.120A sliding tee.
- J.232 3/8" to 1/2" adaptor.
- J.235 3/8" bit holder sockets.
- Sockets JH.8 - 9 - 10 - 11 - 12 - 13 - 14 - 15 - 16 - 17 - 18 - 19 - 21 - 22.
- Heat-formed tray XL PL.686.

## ▣ MOD.J2 3/8" inch J2 sockets module



- J.161: "palm- control" 3/8" ratchet.
  - J.215 and J.210: 2 extensions 125 and 250 mm long.
  - J.240A: 3/8" universal joint.
  - J.120A: 3/8" sliding tee.
  - J.1/2 to J.13/16: 10 Junior 12-point 3/8" sockets.
  - Heat-formed tray: PL.601.
- Weight: 1.520 kg.

## ▣ MOD.J5 3/8" J5 hex socket module



- J.171: 3/8" locked ratchets.
  - J.210RC, J.215RC: 3/8" extensions 125 and 250 mm long.
  - J.240A: 3/8" universal joint.
  - J.120A: 3/8" sliding tee.
  - J.H 8 to 22: sockets 8 to 19 - 21 - 22 mm set.
  - Heat-formed tray: PL.322A.
- Weight: 1.750 kg.

## ▣ MOD.J6 3/8" J6 hex socket module



- J.360: 3/8" rotating handle ratchet.
  - J.210 and J.215: 2 extensions.
  - J.240A: 3/8" universal joint.
  - J.H 8 to 22: hex sockets 8 to 19 - 21 - 22 mm set.
  - Heat-formed tray: PL.674.
- Weight: 1.660 kg.

## ▣ MOD.J7 3/8" J7 hex socket module



- J.161: "palm- control" 3/8" ratchet.
  - J.174: 3/8" long-reach locked ratchet.
  - J.210RC and J.215RC: 2 extensions.
  - J.240A: 3/8" universal joint.
  - J.120A: 3/8" sliding tee.
  - J.H 8 to 24: sockets 8 to 19, 21 to 24 mm set.
  - Heat-formed tray: PL.665.
- Weight: 2.172 kg.



**MOD.S1** 1/2" hex socket set and accessories module



- S.161: "palm- control" 1/2" ratchet.
  - S.210 and S.215: 125 and 250 mm extensions.
  - S.240A: 1/2" universal joint.
  - SH.10 to 19 - 21 to 24 - 27 - 30 - 32 mm.
  - Heat-formed tray PL.323.
- Weight: 3.320 kg.

**MOD.SL1** 1/2" socket ratchet module



- SH. 8 - 10 - 11 - 12 - 13 - 14 - 15 - 16 - 17 - 18 - 19 - 21 - 22 - 23 - 24 - 27 - 30 - 32.
  - SL.161: ratchet.
  - S.210 - 215: 125 and 250 mm extensions.
  - S.240A: 1/2" universal joint.
  - S.230: 1/2" to 3/8" coupler.
  - S.232B: 1/2" to 3/4" coupler.
  - Heat-formed tray: PL.687.
- Weight: 3.350 kg.

**MOD.SM1** 1/2" metric socket module



- SM.161A: ratchet.
  - S.210 and S.215: 125 and 250 mm extensions.
  - S.240A: 1/2" universal joint.
  - S.H 10 to 19 - 21 to 24 - 27 - 30 - 32: OGV® metric sockets.
  - Heat-formed tray PL.323.
- Weight: 3.320 kg.

**MOD.S2** 1/2" 12-point socket set and accessories module



- S.161 ratchet.
  - S.210 and S.215: 125 and 250 mm extensions.
  - S.240A: 1/2" universal joint.
  - S. 3/8 - 7/16 - 1/2 - 9/16 - 19/32 - 5/8 - 21/32 - 11/16 - 3/4 - 13/16 - 7/8.
  - Heat-formed tray: PL.604.
- Weight: 2.950 kg.

**MOD.SM2** 1/2" inch 12-face socket module



- SM.161A: ratchet.
  - S.210 and S.215: extensions 125 long and 250 mm long.
  - S.240A: 1/2" universal joint.
  - S 3/8 - 7/16 - 1/2 - 9/16 - 19/32 - 5/8 - 21/32 - 11/16 - 3/4 - 13/16 - 7/8: OGV® inch sockets.
  - Heat-formed tray PL.604.
- Weight: 2.950 kg.

**MOD.SHP** 1/2" 6-point sockets with long-reach one-piece bits module



- Sockets for VL cylinder head screws.
  - SX.LA 40 - 45 - 55 - 70.
  - SHP.LA 5 - 6 - 7 - 8.
  - SV.LB 6 - 8 - 10 - 12.
  - Heat-formed tray: PL.336.
- Weight: 1.630 kg.



## ▣ MOD.K1 3/4" 6-point sockets K1 34 to 55 mm module



**XL**

2 modules size:

- K.151B: 3/4" ratchet.
  - K.210B: 3/4" extension.
  - K.120B: Sliding tee.
  - K.230B: Reducer.
  - K.HB 34 - 36 - 41 - 46 - 50 - 55 mm.
  - XL heat-formed tray: PL.324.
- Weight: 8.290 kg.

## ▣ MOD.K2 3/4" 6-point sockets K2 34 to 55 mm module



**XL**

- K.152: 3/4" increment compact ratchet.
  - K.210B: 3/4" Extension 200 mm long.
  - K.240A: 3/4" universal joint.
  - K.HB 34 - 36 - 41 - 46 - 50 - 55 mm.
  - XL heat-formed tray: PL.662.
- Weight: 7.460 kg.

## ▣ MOD.NS1 1/2" drive impact socket module NS1



- Comprising:
    - 1/2" drive impact sockets: NSA 10 - 11 - 12 - 13 - 14 - 15 - 16 - 17 - 18 - 19 - 21 - 22 - 23 - 24 mm.
    - 1/2" extension: NS215A 125 mm.
    - Tray PL610.
- Weight: 2 kg.

## ▣ MOD.NS2 1/2" drive metric 6-point impact socket module



- Comprising:
    - Impact short sockets 1/2": NS.A 13 - 14 - 15 - 16 - 17 - 18 - 19 - 21 - 22 - 24 - 27 - 30 - 32 mm
    - Impact sockets 1/2" bit holders: NS.236A and NS.237A
    - Impact bits: ENH.3 6 - 7 - 8 - 10 - 12 - 14; ENP.2 2 - 3 - 4; NEX.A 30 - 40 - 45 - 50 - 55.
    - Tray PL.623.
- Weight: 985 g.

## Screwdrivers

### ▣ MOD.A1 8 Protwist®-No.1 screwdrivers module



- AN 3x75 - 3.5x100 - 5.5x25 - 4x100.
  - AWH 6.5x150 - 8x175.
  - ANP 1x100 - 2x125.
  - Heat-formed tray PL.325.
- Weight: 0.985 kg.

### ▣ MOD.A1VE 8 Protwist® 1000V insulated screwdrivers module



- AVE 3.5 - 4 - 5.5 - 6.5 mm.
  - AP1x100VE - AP2x125VE.
  - AD1x100VE - AD2x125VE.
  - Heat-formed tray PL.325.
- Weight: 0.907 kg.

**MOD.A2** 8 Protwist®-No.2 screwdrivers module



- AN 2x75 - 2,5x75.
  - ANP 0x75.
  - AWPB 3x150.
  - AWDH 3x150.
  - AND 0x75 - 1x100 - 2x125.
  - Heat-formed tray PL.631.
- Weight: 0.750 kg.

**MOD.A7** 8 Protwist®-No.3 screwdrivers module



- AN 3.5x75 - 4x100 - 5.5x150 - 6.5x150 mm.
  - AWH 8x175 mm.
  - AND 1x100 - 2x125.
  - ANP 0x75.
  - Heat-formed tray PL.325.
- Weight: 1.020 kg.

**MOD.A3** 8 Protwist®-No.2 screwdrivers module including 4 ball handles



- AN 4x25 - 5.5x35 mm.
  - ANP 0x75 - 1x25.
  - AND 0x75 - 1x100 - 2x35 - 2x125.
  - Heat-formed tray PL.326.
- Weight: 0.785 kg.

**MOD.A4** 9 Protwist® screwdrivers module



**XL**

- 2. x75 - 3.5x75 - 4x35 - 4x100 - 4x300 - 5.5x35 - 5.5x100 - 6.5x100 - 8x175 mm.
  - Heat-formed tray XL PL.676.
- Weight: 0.995 kg.

**MOD.A5** 10 Protwist® screwdrivers module including 3 ball handles



**XL**

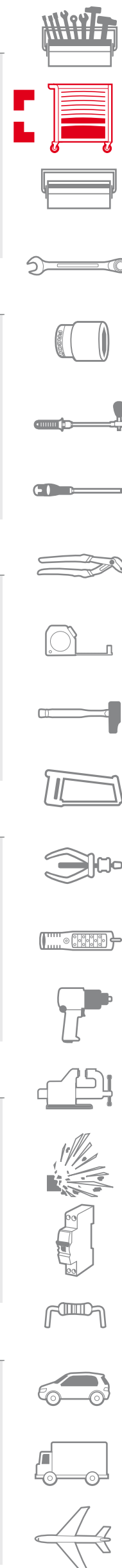
- ANP 0x75 - 1x25 - 1x100 - 2x35 - 2x125 - 2x250 - 3x150.
  - AND 1x100 - 2x125 - 2x35.
  - Heat-formed tray XL PL.677.
- Weight: 0.900 kg.

**MOD.A6** 7 Protwist® and 3 Micro-Tech® screwdrivers module



**XL**

- AEX 6x35 - 7x35 - 8x75.
  - ANXR 10x75 - 15x75 - 30x125 - 40x150 - 20x100 - 25x100 - 27x100.
  - Heat-formed tray XL PL.678.
- Weight: 0.900 kg.





## ▣ MOD.ANX 7 Protwist® Torx® screwdrivers module size 10 to 40



- ANX 10x75 - 15x75 - 20x100 - 25x100 - 27x100 - 30x125 - 40x150.
  - Heat-formed tray PL.327A.
- Weight: 0.840 kg.

## ▣ MOD.ANXR 7 Protwist® Resistorx® screwdrivers module size 10 to 40



- ANXR 10x75 - 15x75 - 20x100 - 25x100 - 27x100 - 30x125 - 40x150.
  - Heat-formed tray PL.327A.
- Weight: 0.840 kg.

## ▣ MOD.84TZS 7 spherical head tee-handle hexagon keys module



- 84TZS. 3 - 4 - 5 - 6 - 7 - 8 - 10 mm.
  - Heat-formed tray PL.329.
- Weight: 0.996 kg.

## ▣ MOD.89TX 7 tee-handle Torx® keys module



- 89TX. 10 - 15 - 20 - 25 - 27 - 30 - 40.
  - Heat-formed tray: PL.328.
- Weight: 0.648 kg.

## ▣ MOD.E20L 20 drive bits module



- 6-point: EH.2L 4 - 5 - 6 - 7 - 8 - 10 mm.
  - XZN: EV.2L 5 - 6 - 8 - 10.
  - EX.2L 30 - 40 - 45 - 50.
  - EXR.1L 10 - 15 - 20 - 25 - 30 - 40.
  - SJ.236: CDX 5/16 bit holder socket.
  - R.235: 1/4" bit holder socket.
  - S.236: 1/2" bit holder 5/16 socket.
  - Heat-formed tray PL.624.
- Weight: 0.755 kg.

## ▣ MOD.E41 41 bits and 3 bit holders module



- EH.2L 4 - 5 - 6 - 7 - 8 - 10 / EH. 4 - 5 - 6 - 7 / EH.2 8 - 10 mm.
  - EV.2L 5 - 6 - 8 - 10 / EV. 6 - 8 - 10.
  - EX.2L 30 - 40 - 45 - 50 / EX.2 45 - 50 - 55.
  - EXR.1L 10 - 15 - 20 - 25 - 30 - 40 / EXR.1 10 - 15 - 20 - 25 - 30 - 40.
  - Bits no. 1 - 2 - 3.
  - SJ.236: 5/16" bit holder socket.
  - R.235: 1/4" bit holder socket.
  - S.236: 1/2" bit holder 5/16 socket.
  - Heat-formed tray PL.621.
- Weight: 0.895 kg.

**MOD.NS260** Impact screwdrivers module



- NS.260A: 1/2" impact screwdrivers.
  - NS.236A: 1/2" bit holder 5/16" socket.
  - 15 impact bits:  
-ENH. 5 - 6 - 8 - 10 mm. -END.2 no. 2 - 3.  
-ENP.2 no. 2 - 3 - 4. -ENX.2 20 - 25 - 30 - 40 - 45 - 55.
  - Heat-formed tray PL.380.
- Weight: 1.250 kg.

Pliers

**MOD.CPE** 3-piece mechanic pliers module



- 185.20CPE: half-round nose pliers.
  - 187.18CPE: universal pliers.
  - 192.16CPE: diagonal cutting pliers.
  - Heat-formed tray PL.627.
- Weight: 0.942 kg.

**MOD.TE** 3-piece engineers TE pliers module



- 185.20TE: half-round nose pliers.
  - 187.18TE: universal pliers.
  - 192.16TE: diagonal cutting pliers.
  - Heat-formed tray PL.627.
- Weight: 0.942 kg.

**MOD.CPE5** 5-piece pliers module



**XL**

- 181A.25CPE: lockable multigrip pliers.
  - 501: long-nose pliers.
  - 192.16CPE: diagonal cutting pliers.
  - 195.20CPE: half-round nose long pliers.
  - 185.20CPE: half-round nose long pliers.
  - Heat-formed tray XL PL.657.
- Weight: 1.770 kg.

**MOD.PR11** 2-piece adjustable pliers module PR11



- 181A.25CPE: lockable multigrip pliers.
  - T5.L: trigger-release lock-grip pliers.
  - Heat-formed tray PL.330.
- Weight: 1.160 kg.

**MOD.PR12** 2-piece adjustable pliers module PR12



- 181A.25CPE: lockable multigrip pliers.
  - 580.10: angled nose lock-grip pliers.
  - Heat-formed tray PL.330.
- Weight: 1.140 kg.



## ▣ MOD.PR4 2-piece adjustable pliers module PR4



- 180.CPE: multigrip pliers.
  - T5.L: trigger-release lock-grip pliers.
  - Heat-formed tray PL.330.
- Weight: 1.158 kg.

## ▣ MOD.PR5 2-piece adjustable pliers module PR5



- 180.TE: multigrip pliers.
  - 500: short-nose lock-grip pliers.
  - Heat-formed tray PL.330.
- Weight: 1.094 kg.

## ▣ MOD.PR7 2-piece adjustable pliers module PR7



- 180.TE: multigrip pliers.
  - T5.L: trigger-release lock-grip pliers.
  - Heat-formed tray PL.330.
- Weight: 1.158 kg.

## ▣ MOD.PR8 2-piece adjustable pliers module PR8



- 180.CPE: multigrip pliers.
  - 500: short-nose lock-grip pliers.
  - Heat-formed tray PL.330.
- Weight: 1.094 kg.

## ▣ MOD.PR9 2-piece adjustable pliers module PR9



- 181A.25CPE: Multigrip pliers.
  - 501: Lock-grip pliers.
  - Heat-formed tray PL.330.
- Weight: 0.504 kg.

## ▣ MOD.PC Module of 4 straight and round nose Circlip® closing / opening pliers



- For Circlips® 18 to 60 mm:
    - 177A.18 straight nose - 197A.18 90° nose - for exterior Circlips®.
    - 179A.18 straight nose - 199A.18 90° nose - for interior Circlips®.
  - Heat-formed tray PL.332A.
- Weight: 0.780 kg.



## MOD.PCSN 4-piece Circlip® pliers module



- For Circlips® diameter 10-25, 12-25, 18-60 mm.
- 177A.13 (10-25) - 177A.18 (18-60) straight nose - Exterior Circlips®.
- 179A.13 (12-25) - 179A.18 (18-60) straight nose - Interior Circlips®.
- Heat-formed tray PL.332A.
- Weight: 0.650 kg.

## MOD.VE 3-piece 1000V insulated pliers module



- 180.VE: multigrip pliers.
- 391.16VE: diagonal cutting pliers.
- 194.17VE: wire stripper.
- Heat-formed tray PL.622.
- Weight: 0.950 kg.

## MOD.MT1 Micro-Tech® pliers module



- 402.MT: extra-long nose pliers.
- 405.MT: compact axial cutting pliers.
- 405.12MT: power axial cutting pliers.
- 406.MT: end nippers.
- 406.8MT: fine end nippers.
- 433.LMT: half-round nose pliers 45.
- Heat-formed tray PL.612.
- Weight: 0.650 kg.

## MOD.Y105 Riveting module



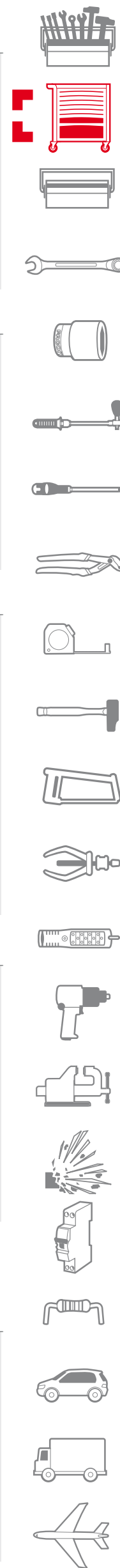
- Y.105B: rivet pliers.
- 600 alu rivets.
- Standard head: 4x8 - 4x10 - 4.8x8 - 4.8x10.
- Black lacquered standard head: 4x8 - 4x10.
- Heat-formed tray PL.377.
- Weight: 1.984 kg.

## Hammer, impact tools

### MOD.MI1 Impact tools module 200H



- Comprising:
- 200H.32: hickory riveting hammer 32 mm.
- 208A.32CBA: steel mallet 32 mm.
- 263.20: chisel.
- 256.6: punch.
- 248. 4 - 5 - 6 mm: long drift punches.
- Heat-formed tray PL.333.
- Weight: 1.800 kg.



## ▣ MOD.MI3 Impact tools module 205H



- Comprising:
    - 205H.50: DIN 500 g hickory hammer.
    - 208A.32CBA: steel mallet 32 mm.
    - 263.18: chisel.
    - 256.6: punch.
    - 248. 4 - 5 - 6 mm: 3 long drift punches.
    - Heat-formed tray PL.333.
- Weight: 1.710 kg

## ▣ MOD.MI7 Impact tools module 205C



- Comprising:
    - 205C.50: composite hammer 500 g.
    - 208A.32CBA: steel mallet 32 mm.
    - 248. 4-5-6 mm: long drift punches.
    - 263.18: chisel.
    - 256.6: punch.
    - Heat-formed tray PL.333.
- Weight: 1.660 kg.

## ▣ MOD.MI4 Impact tools module 202H



- Comprising:
    - 202H.1/2: hickory American hammer.
    - 208A.32CBA: steel mallet 32 mm.
    - 263.18: chisel.
    - 256.6: punch.
    - 248. 4 - 5 - 6 mm: 3 long drift punches.
    - Heat-formed tray PL.333.
- Weight: 1.450 kg.

## ▣ MOD.CG Sheathed drift punches module



- Comprising:
    - 249.G 2 - 3 - 4 - 5 - 6 - 8 mm: 6 drift punches.
    - 247.G. 4 - 5 - 6 - 8 mm: 4 nail sets.
    - 255.G6: punch.
    - Heat-formed tray PL.334.
- Weight: 1.470 kg.

## ▣ MOD.CG1 Drift punch - chisels - sheathed cape chisel module



- Comprising:
    - 249.G 12 - 14 - 16 mm: 3 sheathed drift punches.
    - 263G. 19 - 20 - 22: 3 sheathed chisels.
    - 265.G 18: 1 sheathed cape chisel.
    - Heat-formed tray PL.611.
- Weight: 3.000 kg.

## Cutting and measuring

### MOD.MET Metrology module



- 805.1: slide rule 1/50 mm capacity 150 mm.
  - 806.F: palmer 1/100 mm capacity 25 mm.
  - 814.M: screw pitch gauge 23 blades 25 to 300.
  - 804: metric feeler gauges 4/100 to 1 mm.
  - Heat-formed tray PL.634.
- Weight: 0.930 kg.

### MOD.234 Measuring and scribing module



- 257G: automatic centre punch.
  - 234: scriber.
  - 893.316: tape measure 3 m.
  - DELA.1051.05: rule 300 mm.
  - 1885.00: protactor dial.
  - DELA.1223.02: straight and flanged square 300 mm.
  - Heat-formed tray PL.633.
- Weight: 1.050 kg.

### MOD.601 Saw, measuring, file module



- 601: hacksaw frame.
  - 666B.10: 10 saw blades.
  - 234.S: scriber.
  - 803.300M: flexible stainless 2-sided rule.
  - 5 files with handle: PAM.B250EMA-DRD.MD250EMA-CAR.MD200EMA-TRI.MD200EMA-RD.MD200EMA.
  - 893.316: tape measure 3m.
  - Tray PL.335 (full drawer).
- Weight: 2.300 kg.

### MOD.LIM 5-piece file module



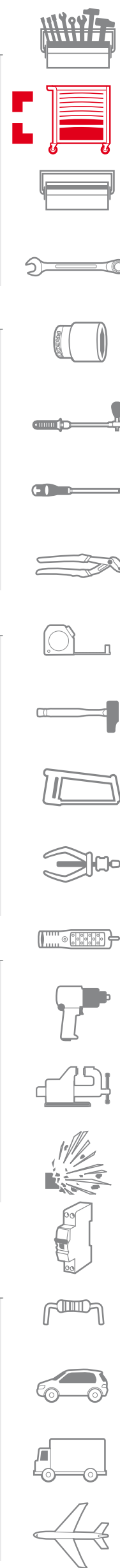
- PAM.B200EMA: flat file.
  - DRD.MD200EMA: semi-round file.
  - CAR.MD200EMA: square file.
  - TRI.MD200EMA: triangular file.
  - RD.MD200EMA: round file.
  - Heat-formed tray: PL.606.
- Weight: 0.950 kg.

## Pullers

### MOD.U306 Puller module



- Inside and outside puller.
  - U.306A140: puller (7 to 140 mm).
  - U.306G2: 3 legs for inside puller (23 to 130 mm).
  - U.306G10: 3 long outside legs (10 to 180 mm).
  - U.14L: compact puller (10 to 45 mm).
  - Heat-formed tray PL.354.
- Weight: 4.400 kg.





## Automotive

### ▣ MOD.U48 Oil change and filter module



- U.48: adjustable oil-filter wrench.
  - D.105 - 8 - 10 - 10.5 - 13.1: 3/8" square drain plug bits.
  - D.107- 8 - 10 - 12 - 13 - 14 - 17: 3/8" male drain plug bits.
  - D.106-10: 3/8" female square drain plug bits.
  - D.109-10: 3/8" male triangle drain plug bits.
  - D.120-16: countersunk 16mm XZN pattern bit.
  - S.230: 1/2" - 3/8" adaptor.
  - Heat-formed tray PL.399.
- Weight: 1.013 kg.

### ▣ MOD.U46CL Oil change and filter module 1



- U.46ACL: fast oil-filter wrench.
  - S.230: 1/2" - 3/8" adaptor.
  - 13 3/8" drain plug bits.
  - D.105 - 8 - 10 - 10.5 - 13.1.
  - D.106 - 10.
  - D.107- 8 - 10 - 12 - 13 - 14 - 17.
  - D.109 - 10.
  - D.120 - 16.
  - Heat-formed tray PL.399.
- Weight: 1.100 kg.

### ▣ MOD.BJ-GM Complete spark plug module



- Fitting and removal of spark plugs: 14 - 16 - 21 mm; and glow plugs: 8 - 9 - 10 - 12 mm.
  - Comprising:
    - B.J14BH 1 - 2 / B.J16A 1 - 2 / B.J21A1: Spark-plug sockets.
    - B.10R8L - B.10R9L: Hinged glow plug wrenches.
    - B.10R10A - B.10R12AL: Hinged glow plug wrenches.
    - J.161: Ratchet.
    - D.110: Fitter.
    - Thermoformed module PL661A (value 2 modules).
- Weight: 2.160 kg.

### ▣ MOD.BJC Spark plug service module



- Including:
    - B.J14BH1 - B.J14BH2 - B.J16A1 - B.J16A2 - B.J18A1 - B.J21A1: Spark-plug sockets.
    - DM0.20: Flexible spark-plug fitter.
    - Thermoformed module PL669A.
- Weight: 1.485 kg.

### ▣ MOD.BSB Spark plug service module



- Including:
    - B.S16A1 - B.S16A2 - B.S18A1 - B.S21A1: 1/2" spark plug socket.
    - DM0.20: Flexible spark-plug fitter.
    - Thermoformed module PL668A.
- Weight: 1.200 kg.

## MOD.BRA Glow plug module



- Indispensable to intervene on glow plugs in modern diesel vehicles.
- Comprising:
  - D.110: Fitter.
  - B.10R8L - B.10R9L: Hinged glow plug wrenches.
  - B.10R10A - B.10R12AL: Hinged glow plug wrenches.
  - D.133A6: Flexible screwdriver 6 mm.
  - Thermoformed module PL667.
- Weight: 910 g.

## MOD.CH Module of 24 cylinder head tightening and loosening tools



# XL

- D.34B L 7 - 9 - 10 - 12 - 14 - 16: 1/2" groove screwdriver sockets.
- SV. LB 6 - 8 - 10 - 12 - 14: 1/2" XZN long-reach screwdriver sockets.
- JTX. 8 - 10: 3/8" TORX® sockets.
- STX.12 - 14 - 16 - 18 - 20: 1/2" TORX® sockets.
- SX. LA 55 - 70: 1/2" TORX® long-reach screwdriver sockets.
- SHP.LA 6 - 8 - 10 - 12: 1/2" 6-point sockets.
- Heat-formed tray: PL.663.
- Weight: 2.612 kg

## MOD.DFD Disc brake module



- 31.14X15 and 31.16X17: extra-flat open-end wrench for removing locknuts from the caliper yokes.
- 467F.12 - 13 - 14: 3 jointed ratchet combination wrenches for removing caliper yokes.
- NJ.260: impact screwdriver + bit holder sockets.
- NJ.236A: 3/8" bit holder impact socket.
- 83SH.7: spherical head 6-point key 7 mm.
- 249.G4: sheathed drift punch diameter 4 mm.
- Bits:
  - Torx® ENX.230 - ENX.240.
  - Phillips® No.2.
  - 6-point ENH.205 5 mm.
- Heat-formed tray.
- Weight: 1.670 kg.

## MOD.DFT Drum brake module



- D.104A: screwdriver for spring pressing cup.
- DF.2: cable locking screwdriver for handbrake.
- D.79A: clamp for fitting handbrake cables.
- 43. 8x10 - 11x132: flare-nut wrenches.
- Heat-formed tray PL.684.
- Weight: 0.855 kg.

## D.83C Module of 28 tools for Mac Pherson® shock absorber head



# XL

- D.83CTS12: adaptor.
- D.83C 13L - 14L - 15L - 17L - 18L - 19L - 21L - 22L - 24L: long-reach sockets.
- D.83C 8H - 9H - 11H: 6-point sockets.
- D.83C 5S - 6S - 8S: slotted head sockets.
- D.83CJ794M - D.83CJ635 - D.83CJ8: extensions.
- J.120A: 3/8" sliding tee.
- 64.17x19: ratchet wrench.
- Bits: EH.108 - 107 - 106: 1/4 25 mm bit: EXR.140, EX.245 - XZN: EV.2 M12, 36 mm.
- XL heat-formed tray: PL.647.
- Weight: 3.750 kg.



## MOD.208 Wheel nut tightening module



- 3 modules size:
- 77AT0D: cross braces.
  - S.208-200: torque wrench 40-200 N.m.
  - NSB.17 - 19 - 21 mm: long-reach impact sockets.
  - SH.17 - 19 - 21: 6-point sockets.
  - Heat-formed tray: PL.337.
- Weight: 5.470 kg.

## MOD.CAR1A Bodywork module no.1



- Comprising:
  - 861D.RPC: Hammer with round, flat and convex heads.
  - 902B: Thin toe dolly.
  - 909A: Slim shaping dolly.
  - 906A: Pinch wedge dolly.
  - Tray PL.396B.
- Spare handle and wedge: 211.MH26.

## MOD.CAR2 Bodywork module no.2



- Comprising:
  - 259: Slim-profile chisel 235 mm.
  - 209.50: Wooden mallet 50 mm.
  - 225.J3: Set of 3 end mills.
  - 850.S350: Standard angled milled file.
  - 851B: Frame for milled files.
  - 860H.28: Round head hammer 28 mm.
  - 861D.30: Bumping hammer.
  - 862D.60: Flat dresser.
  - 867D: Shrinking dresser.
  - 870B: Thin toe dolly.
  - 871B0.55: Wedge dolly.
  - 874A: Dished dolly.
  - 875.3: Long single spoon.
  - 906A: Pinch wedge dolly.
  - Thermoformed module PL.679 (value 3 modules).

## MOD.CARA Bodywork module no.3



- Comprising:
  - 225.J3: Set of 3 end mills.
  - 259.P: Slim-profile chisel with guard.
  - 501: Long nose self-tightening adjustable wrench.
  - 850.S350: Standard milled file.
  - 851B: Frame for milled files.
  - 862D.60: Flat dresser.
  - 875.3: Long single spoon.
  - 875.4: Angled spoon.
  - 884B: Panel shears.
  - 874A: Dished dolly.
  - Thermoformed module PL.379B (value 3 modules).
- Spare handle and wedge: 211.MH26.



## Fastener storage

### PL.384 Storage module for small components



- 12 compartments of 3 different sizes for organised storage of fasteners, lugs, rivets and gaskets.
- Weight: 0.217 kg.



## Foam trays

### FACOM MODULAR SYSTEM / FOAM

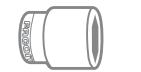
#### Effective tool organisation with FACOM Modular System

- Stored tools = productivity, comfort and safety.
- Instant access to all your tools without wasting time.
- Optimum safety: no more rummaging through loose tools in a drawer.

#### Foam modules FACOM Control System



- Two-colour system: helps immediate identification of missing tools.
- High density foam: resistant to crushing, hydrocarbons, hydraulic fluids and detergents.
- Finger recesses for easy pick-up.
- Tools securely held during transport.
- Dimensions 188 x 418 mm.
- Only for the JET+3, JET+4, JET+5, JETXL, CHRONOXL and CHRONO+ ranges.



## Wrenches

### MODM.440-1 17 OGV® combination wrenches sizes 6 to 22 and 24 mm in foam tray



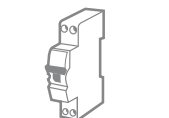
- 440. 6 - 7 - 8 - 9 - 10 - 11 - 12 - 13 - 14 - 15 - 16 - 17 - 18 - 19 - 21 - 22 - 24 mm.
- Foam tray PM.MOD440-1.
- Weight: 1.910 kg.



### MODM.440-2 5 OGV® combination wrenches sizes 27 to 22 and 34 mm in foam tray



- 440. 27 - 29 - 30 - 32 - 34 mm.
- Foam tray PM.MOD440-2.
- Weight: 2.144 kg.




### MODM.467J12 12 ratchet combination wrenches set in foam tray



- 467. 8 - 9 - 10 - 11 - 12 - 13 - 14 - 15 - 16 - 17 - 18 - 19 mm.
- Foam tray PM.MOD467J12.
- Weight: 1.535 kg.



## ▣ MODM.467FJ12 12 ratchet combination wrenches and adaptor set in foam tray



- 467F. 8 - 9 - 10 - 11 - 12 - 13 - 14 - 15 - 16 - 17 - 18 - 19 mm.
  - 3 adaptors: 1/4" 1/2" sockets, 1/4" bits.
  - Foam tray PM.MOD467FJ12.
- Weight: 1.710 kg.

## ▣ MODM.75 13 6-point tubular socket wrenches set in foam tray



- 75. 7 - 8 - 9 - 10 - 11 - 12 - 13 - 14 - 15 - 16 - 17 - 18 - 19 mm.
  - Foam tray PM.MOD75.
- Weight: 2.690 kg.

## ▣ MODM.99B 7 universal joint socket wrenches set 7 to 19 mm in foam tray



- 3 modules size:
- 99C. 7 - 8 - 10 - 11 - 13 - 17 - 19 mm.
  - Foam tray PM.MOD99B.
- Weight: 3.500 kg.

## Sockets

### ▣ MODM.R1A 1/4" 6-point metric sockets - keys and bits set in foam tray



- R.161: "palm-control" 1/4" ratchet.
  - R.209 and R.215: 55 and 150 mm extensions.
  - R.235: drive holder socket.
  - R.236A: 1/4" ratchet with handle - 158 mm.
  - R.240A: 1/4" universal joint.
  - R.120A: 1/4" sliding tee.
  - R.5.5 - 6 - 7 - 8 - 9 - 10 - 11 - 12 - 13 - 14 mm.
- Bits:
- slotted head 4.5-6.5-8 mm. - Phillips® 1 - 2 - 3. - Pozidriv® 1 - 2 - 3.
  - HEX 3 - 4 - 5 - 6 - 7 mm. - Resistorx 15 - 20 - 25 - 30 - 40. - 83SH.JP9: keys 1.5 to 10 mm.
- Foam tray: PM.MODR1A.
- Weight: 1.095 kg.

### ▣ MODM.RL1 1/4" socket ratchet set in foam tray



- RL.161: ratchet.
  - R.209-R.215: extensions.
  - R.240A: universal joint.
  - R.120A: sliding tee.
  - R.235: 1/4" drive holder socket.
  - R.236A: sliding tee.
  - Sockets R.5.5 - 6 - 7 - 8 - 9 - 10 - 11 - 12 - 13 - 14 mm.
  - ECR socket holder drive.
  - 83SH.JP9 1.5 - 2 - 2.5 - 3 - 4 - 5 - 6 - 8 - 10 mm.
  - Pozidriv® 1 - 2 - 3, Phillips® 1 - 2 - 3, slotted head 4.5 - 6.5 mm, HEX 3 - 4 - 5 - 6 - 7 mm, Torx® T15 - 20 - 25 - 30 - 40.
  - Foam tray PM.MODR1A.
- Weight: 1.095 kg.

## MODM.JL1 3/8" socket ratchet set in foam tray



- JL.161: ratchet.
  - J.240A: universal joint.
  - J.120A: sliding tee.
  - J.232: 3/8" to 1/2" coupler.
  - J.235: 3/8" bit holder socket.
  - J.210 - 215: 125 et 250 mm extensions.
  - Sockets JH.8 - 9 - 10 - 11 - 12 - 13 - 14 - 15 - 16 - 17 - 18 - 19 - 21 - 22 mm.
  - foam tray PM.MODJL1.
- Weight: 1.700 kg.

## MODM.J5 3/8" 6-point sockets set 8 to 22 mm set in foam tray



- J.171: 3/8" locked ratchet.
  - J.210RC, J.215RC: 3/8" extension 125 and 250 mm long.
  - J.240A: 3/8" universal joint bare.
  - J.120A: 3/8" sliding tee.
  - J.H 8 to 22: sockets 8 to 19 - 21 - 22 mm set.
  - Foam tray PM.MODJ5.
- Weight: 1.700 kg.

## MODM.HLA Long-reach 6-point socket set foam tray



- J.HLA 7 - 8 - 9 - 10 - 11 mm: 3/8".
  - S.HLA 12 - 13 - 14 - 15 - 16 - 17 - 18 - 19 mm: 1/2".
  - Foam tray PM.MODHLA.
- Weight: 1.420 kg.

## MODM.S1A 1/2" 6-point socket and accessories set in foam tray

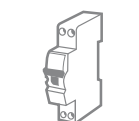


- S.161: "palm-control" 1/2" ratchet.
  - S.210 and S.215: extensions.
  - S.240A: 1/2" universal joint.
  - S.120A: 1/2" sliding tee.
  - SH. 8 to 19 - 21 to 24 - 27 - 30 - 32 mm.
  - Foam tray PM.MODS1A.
- Weight: 3.450 kg.

## MODM.SL1 1/2" socket ratchet set in foam tray



- SL.161 ratchet.
  - S.210-215 extensions.
  - S.240A universal joint.
  - S.120A sliding tee.
  - Sockets SH.8 - 10 - 11 - 12 - 13 - 14 - 15 - 16 - 17 - 18 - 19 - 21 - 22 - 23 - 24 - 27 - 30 - 32.
  - Foam tray PM.MODS1A.
- Weight: 3.450 kg.





## Screwdrivers

### ▣ MODM.A1 8 Protwist®-No.1 screwdrivers set in foam tray



- AN 3.5x75 - 3.5x100 - 4x100 - 5.5x100.
  - AWH 6.5x150 - 8x175.
  - ANP 1x100 - 2x125.
  - Foam tray: PM.MODA1.
- Weight: 0.900 kg.

### ▣ MODM.A2 8 Protwist®-No.2 screwdrivers set in foam tray



- AN 2x75 - 2.5x75.
  - ANP 0x75 - AWPB 3x50.
  - AND 1x100 - 2x125 - 3x150 nut.
  - Foam tray PM.MODA2.
- Weight: 0.900 kg.

### ▣ MODM.A3 8 Protwist® screwdrivers set including 4 ball handles in foam tray



- AN 4x25 - 5.5x35.
  - ANP 0x75 - 1x25.
  - AND 0x75 - 1x100 - 2x35 - 2x125.
  - Foam tray PM.MODA3.
- Weight: 0.763 kg.

### ▣ MODM.A4 9 Protwist® screwdrivers set including 2 ball handles in foam tray



- AN. 2.5x75 - 3.5x75 - 4x35 - 4x100 - 4x300 - 5.5x35 - 5.5x100.
  - AWH. 6.5x150 - 8x175.
  - Foam tray: PM.MODA4.
- Weight: 0.900 kg.

### ▣ MODM.A5 10 Protwist® screwdrivers set including 3 ball handles in foam tray



- ANP 0x75 - 1x25 - 1x100 - 2x35 - 2x125 - 2x250 - 3x150.
  - AND 1x100 - 2x125 - 2x35.
- Weight: 0.900 kg.

### ▣ MODM.A6 7 Protwist® and 3 Micro-Tech® screwdrivers set in foam tray



- AEX 6x35 - 7x35 - 8x75.
  - ANXR 10x75 - 15x75 - 30x125 - 40x150 - 20x100 - 25x100 - 27x100.
  - Foam tray: PM.MODA6.
- Weight: 0.900 kg.

**MODM.ANXR** 7 Protwist® Resistorx® screwdrivers set size 10 to 40 in foam tray



- ANXR 10x75 - 15x75 - 20x100 - 25x100 - 27x100 - 30x125 - 40x150.
- Foam tray PM.MODANXR.
- Weight: 0.763 kg.

**MODM.84TZS** Tee-shaped keys set in foam tray



- 84TZ.3.
- 84TZS. 4 - 5 - 6 - 7 - 8 - 10 mm.
- PM.MOD84TZS foam tray.
- Weight: 0.900 kg.

**MODM.89TX** TORX® keys set in foam tray



- 89TX. 10 - 15 - 20 - 25 - 27 - 30 - 40.
- PM.MOD89TX foam tray.
- Weight: 0.600 kg.

Pliers

**MODM.CPE** 3-piece mechanic pliers set in foam tray



- 185.20CPE: half-round nose pliers.
- 187.18CPE: universal pliers.
- 192.16CPE: diagonal cutting pliers.
- Foam tray: PM.MODCPE.
- Weight: 0.750 kg.

**MODM.CPE1** 4-piece pliers set in foam tray

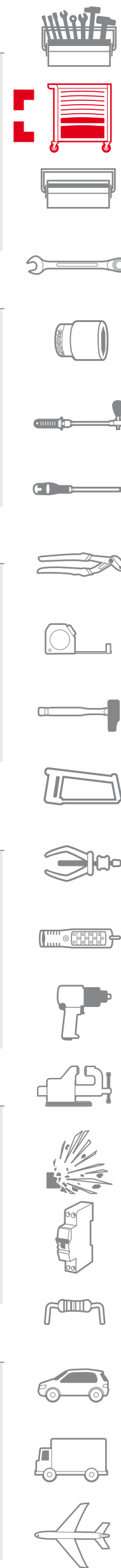


- 181A.25CPE: multigrip pliers
- 185.20CPE: half-round nose pliers.
- 192.16CPE: diagonal cutting pliers.
- 501: lock-grip pliers
- Foam tray PM.MODCPE1.
- Weight: 1.311 kg.

**MODM.PR12** 2-piece adjustable pliers set in foam tray



- 181A.25CPE: lockable multigrip pliers.
- 580.10: angled nose lock-grip pliers.
- Foam tray PM.MODPR12.
- Weight: 1.200 kg.



## ▣ MODM.PCSN 4-piece pliers set for Circlips® in foam tray



- For Circlips® diameter 10-25, 12-25, 18-60 mm.
  - 177A.13 (10-25) - 177A.18 (18-60) - straight nose - Exterior Circlips®.
  - 179A.13 (12-25) - 179A.18: (18-60) - straight nose - Interior Circlips®.
  - Foam tray PM.MODPCSN.
- Weight: 0.700 kg.

## Impact tools

### ▣ MODM.MI1 Impact tools 200H foam module



- Comprising:
    - 200H.40: hickory riveting hammer 40 mm.
    - 208A.32CBA: mallet.
    - 263.20: chisel.
    - 256.6: punch accuracy 6 mm.
    - 248. 4 - 5 - 6 mm: 3 long drift punches.
  - Foam tray PM.MODMI1.
- Weight: 1.800 kg.

### ▣ MODM.MI6 Impact tools 200C foam module



- Comprising:
    - 200C.40: composite riveting hammer 40 mm.
    - 208A.32CBA: steel mallet 32 mm.
    - 256.6: punch accuracy 6 mm.
    - 263.G19: sheathed chisel 190 mm.
    - 249.G 4 - 5 - 6 mm: sheathed drift punches.
  - Foam tray PM.MODMI6.
- Weight: 2.150 kg.

### ▣ MODM.MI3 Impact tools 205H foam module



- Comprising:
    - 205H.100: DIN 1 kg hickory hammer.
    - 208A.32CBA: mallet.
    - 263.20: chisel.
    - 256.6: punch accuracy 6 mm.
    - 248. 4 - 5 - 6 mm: 3 long drift punches.
  - Foam tray PM.MODMI3.
- Weight: 1.800 kg.

### ▣ MODM.MI7 Impact tools 205C long drift punches foam module



- Comprising:
    - 205C.50: DIN composite hammer 500 g.
    - 208A.32CBA: steel mallet 32 mm.
    - 256.6: punch accuracy 6 mm.
    - 263.18: chisel.
    - 248. 4 - 5 - 6 mm: long drift punches.
  - Foam tray PM.MODMI7.
- Weight: 1.700 kg.



## MODM.MI5 Impact tools 205C long sheathed drift punches foam module




- Comprising:
  - 205C.50: DIN composite hammer 500 g.
  - 208A.32CB: steel mallet 32 mm.
  - 263.G19: sheathed chisel 190 mm.
  - 256.6: punch accuracy 6 mm.
  - 249.G 4 - 5 - 6 mm: 3 long-reach sheathed drift punches.
  - Foam tray PM.MODMI5.
- Weight: 1.750 kg.

## MODM.MI4 Impact tools 202H foam module



- Comprising:
  - 202H.1: 1LB: hickory American hammer.
  - 208A.32CB: steel mallet 32 mm.
  - 263.20: chisel.
  - 256.6: punch accuracy 6 mm.
  - 248. 4 - 5 - 6 mm: 3 long drift punches.
  - Foam tray PM.MODMI4.
- Weight: 1.800 kg.

## MODM.CG Sheathed drift punches foam module



- Comprising:
  - 249.G 2 - 3 - 4 - 5 - 6 - 8 mm: 6 drift punches.
  - 247.G 4 - 5 - 6 - 8 mm: 4 nail sets.
  - 255.G6: punch accuracy 6 mm.
  - Foam tray PM.MODCG.
- Weight: 1.470 kg.

## Fastener storage

### PM.384 Storage set for small components in foam tray



- Compartments of different sizes for organised storage of fasteners, lugs, rivets and gaskets.

### PM.MOD3/3 Foam trays 3-3 to be cut



- 3 modules:
  - High density dual color foam tray to be cut according to your needs.
  - Dimensions: L.569 X D.420 mm.



# IDEMCO

**W : [www.idemcosb.com.my](http://www.idemcosb.com.my)**  
**E : [idemco@idemcosb.com.my](mailto:idemco@idemcosb.com.my)**  
**T : +6 03-7781 7973**