




## FACOM SERVICES

342




Selection guide .....	342
Tightening torque.....	344
Controlled torquing services .....	346
Cofrac - Facom services .....	347

## TORQUE WRENCHES

350



"High performance" click wrenches.....	350
"Multi-purpose" click wrenches.....	355
Manual reset wrenches.....	357
High-torque wrenches .....	358
Torque multipliers .....	360
Disengaging wrenches .....	362
"Non vernier" adjustable wrenches.....	363



## ELECTRONIC TORQUE WRENCHES

365



- Electronic torque wrenches..... 367
- Electronic torque adapters ..... 369

## DISENGAGING TORQUE DRIVER

370



- Disengaging torque driver..... 371
- "Non vernier" disengaging torque driver ..... 373

## ACCESSORIES

374



- Accessories 9 x 12 mm ..... 375
- Accessories 14 x 18 mm ..... 377
- Accessories 20 x 7 mm ..... 378
- Special accessories ..... 379

## TORQUE CONTROLLERS

381











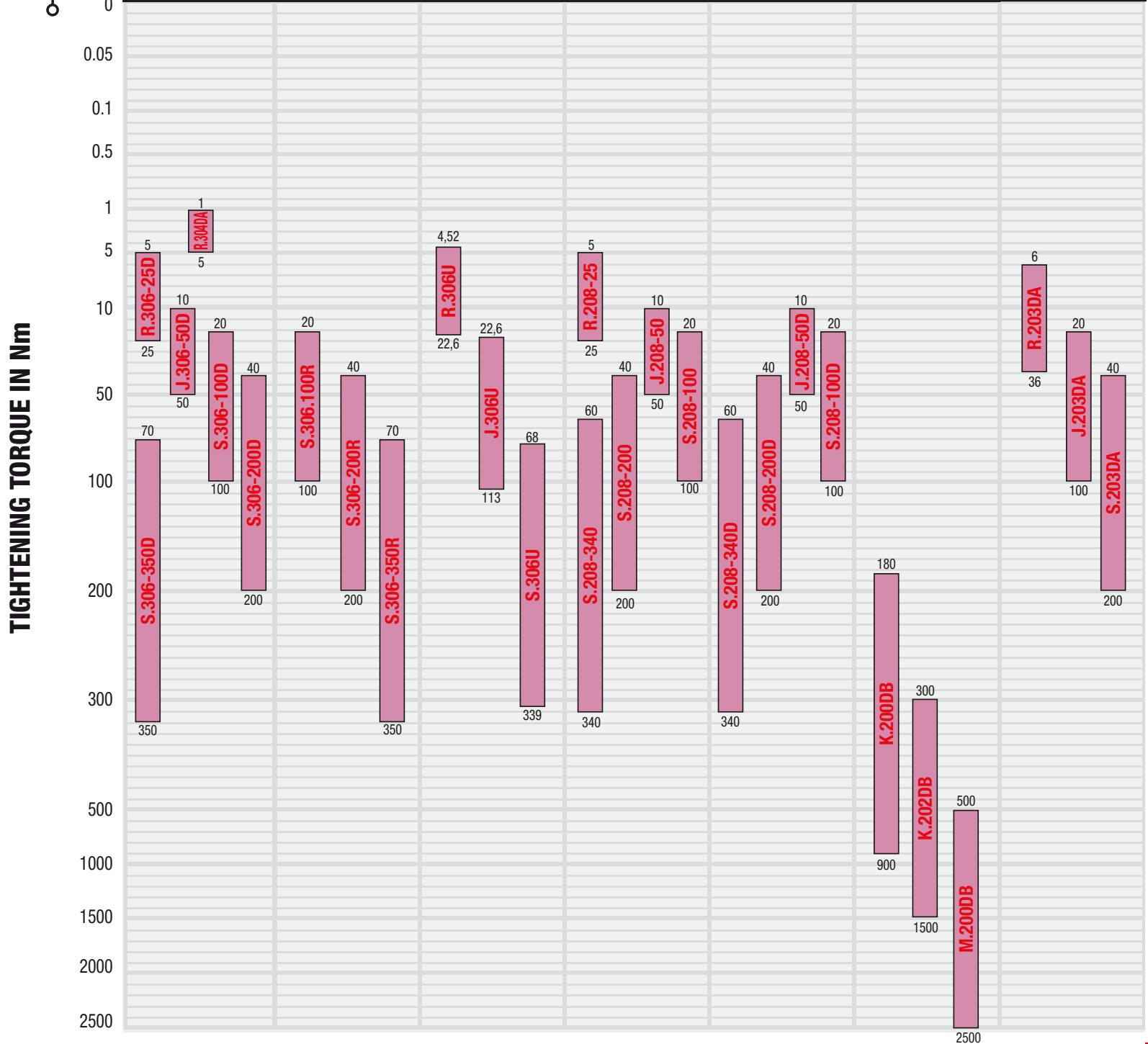
- Torque controllers..... 381

# SELECTION GUIDE

TO FIND THE RIGHT WRENCH FOR YOUR APPLICATION:

- ① Choose the type of application
- ② Choose the torque-setting method

①	<b>VERNIER: VARIABLE TORQUE ADJUSTMENT</b>						
②	5° RELEASE ANGLE					AUDIBLE AND VISUAL INDICATION	MANUAL RESET
③	50,000 Cycles ± 4% 9x12, 14x18, Ø30	50,000 Cycles ± 4% 20x7	50,000 Cycles ± 4% 9x12, 14x18lbf.in or lbf.ft	25,000 Cycles ± 4% Fixed ratchet	25,000 Cycles ± 4% 9x12, 14x18	15,000 Cycles ± 4% Ø30	100,000 Cycles ± 6% 20x7, Fixed drive
④							
	<b>306D</b>	<b>306R</b>	<b>306U</b>	<b>208</b>	<b>208D</b>	<b>200</b>	<b>203</b>



# SELECTION GUIDE

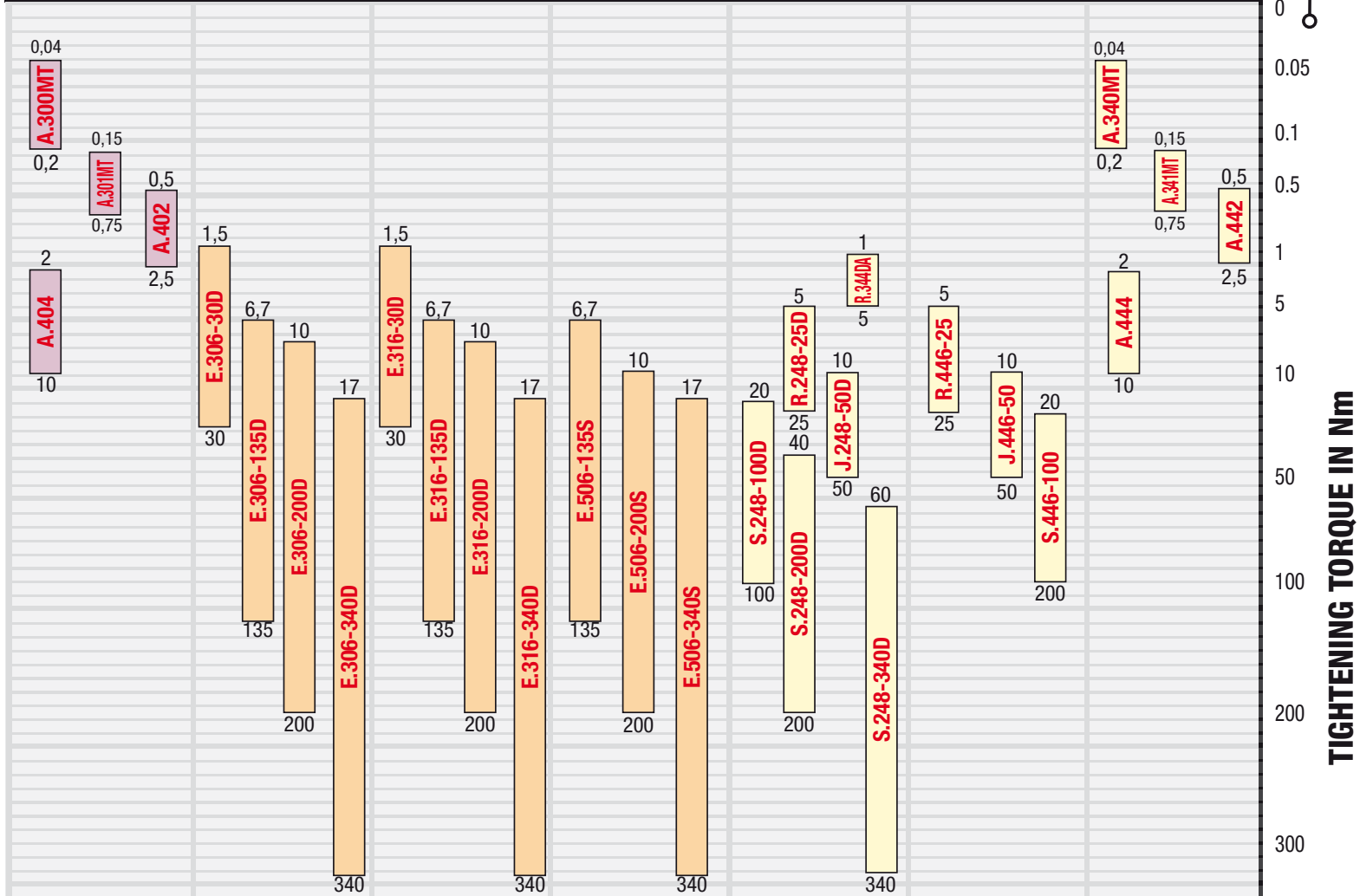


### 3 Choose its characteristics

(Number of cycles, accuracy, end fitting)

### 4 Choose the torque range

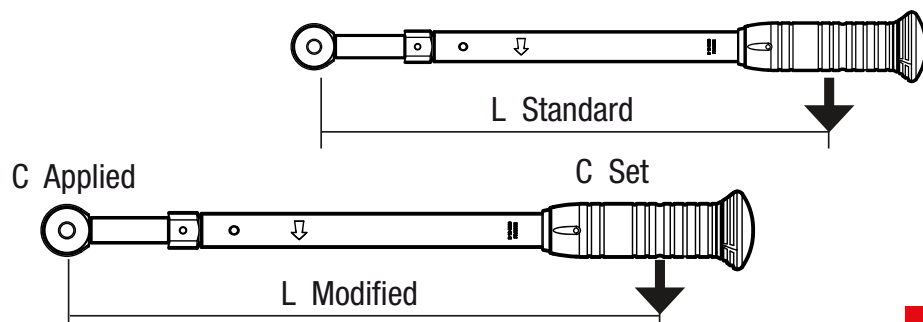
RELEASE	TORQUE READING			NON VERNIER: REPETITIVE TIGHTENING TO THE SAME TORQUE		RELEASE
	DIAL	ELECTRONIC		MECHANICAL		
				5° "CLICK"	20° "BREAK"	
100 000 Cycles +/- 6% ⊘ 4 mm, 1/4"	20 000 Cycles +/- 4% Fixed drive	25 000 Cycles +/- 2% 9x12, 14x18	10 000 Cycles +/- 3% Fixed drive	100 000 Cycles +/- 4% 9x12, 14x18	50 000 Cycles +/- 8% 9x12, 20x7	100 000 Cycles +/- 6% ⊘ 4 mm, 1/4"
<b>A.400 / A.300MT</b>	<b>E.306</b>	<b>E.316</b>	<b>E.506</b>	<b>248</b>	<b>446</b>	<b>A.440 / A.340MT</b>



## CALCULATION OF THE CORRECTION RATIO

• When using a non-standard accessory or crowfoot, torque applied does not match torque set.

$$\text{Torque applied} = \text{Torque set to} \times \frac{L \text{ Modified}}{L \text{ Standard}}$$



# TORQUE CONTROL GUIDE

## Tightening torque and tensile load

- Application of the correct force (tensile load) is essential for a reliable assembly:
  - under-tightened fasteners: can work loose
  - over-tight fasteners: may distort components to be connected, or shear the fastener.
- Tensile load depends on tightening torque applied to the fastener and the friction coefficient.

### Tensile load (Fo)

The force in Newtons (N) which maintains pressure contact between assembled components.

### Tightening torque (Cs)

The product of a force and the leverage length at which it is applied: Torque (N.m) = Force (in Newtons) x length (in metres).

### Tightening torque table:

Torque values are given for 85% fastener yield strength (documentation E 25-030).

#### 1. Friction coefficient

Choose the appropriate table according to type of fasteners used (0.10, 0.15, or 0.20). Example:  $\mu = 0.10$

#### 2. Fastener -grade

The grade of a fastener denotes its quality (best is 12.9). Check the appropriate column for the fasteners used. Example: fastener dia. 10, fastener grade

## 3. Tightening torque (Cs).

Torque values are listed in Newton-meters (Nm) for each type of fastener. In the example given, the fastener would be tightened to a torque of 36 Nm.



## CONVERSION TABLE

The internationally accepted unit is the Newton-metre (Nm).

### 1. To convert Nm

- Newton-metres to Kilogramme-force metres: 1 N.m = 0.102 kgf.m
- Newton-metres to Pound-force feet: 1 Nm = 0.738 lbf.ft
- Newton-metres to Pound-force inches: 1 Nm = 8.851 lbf.in
- Newton-metres to Ounce-force inches: 1 Nm = 141.61 ozf.in

### 2. To convert kgf.m

- Kilogramme-force metres to Newton-metres: 1 kgf.m = 9.81 N.m
- Kilogramme-force metres to Pound-force feet: 1 kgf.m = 7.23 lbf.ft
- Kilogramme-force metres to Pound-force inches: 1 kgf.m = 86.8 lbf.in

### 3. To convert lbf.ft

- Pound-force feet en Newton-metres: 1 lbf.ft = 1.35 N.m
- Pound-force feet to Kilogramme-force metres: 1 lbf.ft = 0.138 kgf.m
- Pound-force feet to Pound-force inches: 1 lbf.ft = 12 lbf.in

### 4. To convert lbf.in

- Pound-force inches to Newton-metres: 1 lbf.in = 0.1129 N.m
- Pound-force inches to Kilogramme-force metres: 1 lbf.in = 0.0115 kgf.m
- Pound-force inches to Pound-force feet: 1 lbf.in = 0.083 lbf.ft
- Pound-force inches to Ounce-force inches: 1 lbf.in = 16 ozf.in

ISO 272			Steel fastener grades to ISO 898-1													
			5,6		5,8		6,8		8,8*		9,8**		10,9		12,9	
d mm	ISO mm	mm	Cs	Fo	Cs	Fo	Cs	Fo	Cs	Fo	Cs	Fo	Cs	Fo	Cs	Fo
1,6**	0,35	3,2	0,06	260	0,084	364	0,096	416	0,128	555	0,144	624	0,189	815	0,221	954
2**	0,4	4	0,126	432	0,177	604	0,202	690	0,27	921	0,303	1 036	0,396	1 352	0,463	1 582
2,5**	0,45	5	0,261	718	0,365	1 006	0,417	1 150	0,556	1 533	0,626	1 724	0,82	2 251	0,96	2 634
3	0,5	5,5	0,44	1 077	0,62	1 508	0,71	1 724	0,95	2 298	1,09	2 586	1,4	3 376	1,64	3 951
4	0,7	7	1,03	1 868	1,44	2 615	1,65	2 988	2,2	3 985	2,49	4 484	3,23	5 853	3,78	6 849
5	0,8	8	2,03	3 053	2,85	4 275	3,25	4 885	4,34	6 514	4,92	7 335	6,3	9 568	7,4	11 196
6	1	10	3,53	4 310	4,95	6 034	5,6	6 896	7,5	9 195	8,53	10 336	11	13 506	12,9	15 805
8	1,25	13	8,5	7 904	11,9	11 066	13,6	12 647	18,2	16 863	20,63	18 968	26	24 768	31	28 984
10	1,5	16	16,8	12 580	23	17 612	27	20 128	36	26 838	41	30 197	52	39 418	61	46 128
12	1,75	18	29	18 337	40	25 672	46	29 339	62	39 119	70	44 022	91	57 457	106	67 236
14	2	21	46	25 175	65	35 245	74	40 280	99	53 707	111	60 251	145	78 882	170	92 309
16	2	24	71	34 597	100	48 436	115	55 356	153	73 808	173	83 165	225	108 406	263	126 858
18	2,5	27	99	42 094	139	58 932	159	67 351	220	92 440			313	131 897	366	154 348
20	2,5	30	140	54 059	196	75 682	225	86 494	311	119 003			440	169 385	515	198 216
22	2,5	34	192	67 511	269	94 515	307	108 017	424	148 374			602	211 534	704	247 540
24	3	36	241	77 845	338	108 983	387	124 552	534	171 437			758	243 914	887	285 432
27	3	41	355	102 393	498	143 350	569	163 829	784	225 110			1 114	320 832	1 304	375 442
30	3,5	46	483	124 491	677	174 287	773	199 185	1 067	274 030			1 515	390 072	1 773	456 467
33	3,5	50	653	155 083	915	217 116	1 046	248 132	1 442	341 347			2 048	485 926	2 397	568 637
36	4	55	841	182 032	1 177	254 845	1 346	291 252	1 855	400 571			2 636	570 369	3 085	667 453
39	4	60	1 088	218 667	1 523	306 135	1 741	349 868	2 399	481 158			3 410	685 159	3 990	801 782
42**	4,5	65	1 348	250 311	1 887	350 435	2 156	400 497	2 965	550 683			4 223	784 306	4 941	917 805
45**	4,5	70	1 681	292 970	2 353	410 158	2 690	468 752	3 698	644 534			5 267	917 973	6 164	1 074 223
48**	5	75	2 032	329 254	2 845	460 956	3 251	526 807	4 470	724 359			6 367	1 031 663	7 450	1 207 265
52**	5	80	2 608	395 006	3 651	553 008	4 172	632 009	5 737	869 013			8 171	1 237 685	9 562	1 448 354
56**	5,5	85	3 255	456 159	4 557	638 622	5 208	729 854	7 161	1 003 549			10 199	1 429 298	11 935	1 672 582
60**	5,5	90	4 032	532 893	5 645	746 050	6 451	852 629	8 871	1 172 365			12 634	1 669 732	14 785	1 953 941
64**	6	95	4 856	602 793	6 798	843 911	7 769	964 470	10 683	1 326 146			15 215	1 888 753	17 805	2 210 243

$\mu = 0.10$  tightening torques for phosphated or galvanised fasteners with full lubrication ( $\mu =$  average friction coefficient)

# TORQUE CONTROL GUIDE

$\mu = 0.15$  tightening torques for coated or bright fasteners fitted dry ( $\mu =$  average friction coefficient)



ISO 272			Steel fastener grades to ISO 898-1													
d mm	ISO mm	mm	5,6		5,8		6,8		8,8		9,8**		10,9		12,9	
			Cs	Fo	Cs	Fo	Cs	Fo	Cs	Fo	Cs	Fo	Cs	Fo	Cs	Fo
1,6**	0,35	3,2	0,075	234	0,105	327	0,12	374	0,16	499	0,18	561	0,235	732	0,275	857
2**	0,4	4	0,159	388	0,222	544	0,254	621	0,339	829	0,381	932	0,498	1 217	0,582	1 424
2,5**	0,45	5	0,33	648	0,463	907	0,529	1 036	0,705	1 382	0,793	1 555	1,04	2 030	1,21	2 375
3	0,5	5,5	0,57	972	0,8	1 362	0,91	1 556	1,21	2 075	1,38	2 335	1,79	3 048	2,09	3 567
4	0,7	7	1,3	1 685	1,83	2 359	2,09	2 696	2,78	3 594	3,16	4 044	4,09	5 279	4,79	6 178
5	0,8	8	2,59	2 759	3,62	3 862	4,14	4 414	5,5	5 886	6,27	6 626	8,1	8 645	9,5	10 116
6	1	10	4,49	3 891	6,2	5 448	7,1	6 226	9,5	8 302	10,84	9 334	14	12 194	16,4	14 269
8	1,25	13	10,9	7 145	15,2	10 003	17,4	11 432	23	15 242	26,34	17 146	34	22 388	40	26 198
10	1,5	16	21	11 379	30	15 930	34	18 206	46	24 275	52	27 313	67	35 655	79	41 724
12	1,75	18	37	16 594	52	23 231	59	26 550	79	35 401	90	39 835	116	51 995	136	60 845
14	2	21	59	22 789	83	31 905	95	36 463	127	48 618	143	54 570	187	71 408	219	83 563
16	2	24	93	31 385	130	43 939	148	50 216	198	66 955	224	75 422	291	98 340	341	115 079
18	2,5	27	128	38 123	179	53 373	205	60 998	283	83 746			402	119 454	471	139 787
20	2,5	30	182	49 039	254	68 655	291	78 463	402	107 941			570	153 657	667	179 811
22	2,5	34	250	61 326	350	85 857	400	98 123	552	134 806			783	192 157	917	224 865
24	3	36	313	70 616	438	98 863	500	112 986	691	155 489			981	221 266	1 148	258 928
27	3	41	463	93 042	649	130 259	741	148 868	1 022	204 577			1 452	291 534	1 700	341 157
30	3,5	46	628	113 045	880	158 263	1 005	180 872	1 387	248 811			1 969	354 209	2 305	414 500
33	3,5	50	854	141 009	1 195	197 412	1 366	225 614	1 884	310 343			2 676	441 828	3 132	517 033
36	4	55	1 096	165 409	1 534	231 573	1 754	264 655	2 418	363 974			3 435	518 282	4 020	606 501
39	4	60	1 424	198 910	1 994	278 474	2 279	318 257	3 139	437 669			4 463	623 253	5 223	729 339
42**	4,5	65	1 760	227 588	2 464	318 624	2 816	364 141	3 872	500 694			5 515	713 110	6 453	834 491
45**	4,5	70	2 203	266 613	3 085	373 258	3 525	426 580	4 847	586 548			6 903	835 386	8 079	977 579
48**	5	75	2 659	299 530	3 722	419 342	4 254	479 248	5 849	658 966			8 330	938 528	9 748	1 098 277
52**	5	80	3 425	359 684	4 795	503 558	5 480	575 495	7 335	791 306			10 731	1 127 011	12 558	1 318 843
56**	5,5	85	4 270	415 172	5 978	581 240	6 832	664 275	9 394	913 378			13 379	1 300 871	15 656	1 522 296
60**	5,5	90	5 306	485 416	7 428	679 583	8 490	776 666	11 673	1 067 916			16 625	1 520 971	19 455	1 779 860
64**	6	95	6 382	548 969	8 935	768 556	10 212	878 350	14 041	1 207 731			19 998	1 720 102	23 402	2 012 885

$\mu = 0.20$  tightening torques for coated or bright fasteners. ( $\mu =$  average friction coefficient)

ISO 272			Steel fastener grades to ISO 898-1													
d mm	ISO mm	mm	5,6		5,8		6,8		8,8		9,8**		10,9		12,9	
			Cs	Fo	Cs	Fo	Cs	Fo	Cs	Fo	Cs	Fo	Cs	Fo	Cs	Fo
1,6**	0,35	3,2	0,086	210	0,12	294	0,137	335	0,183	447	0,206	503	0,269	657	0,315	769
2**	0,4	4	0,183	349	0,256	488	0,293	558	0,39	744	0,439	837	0,573	1 093	0,671	1 279
2,5**	0,45	5	0,383	582	0,536	815	0,612	931	0,816	1 242	0,918	1 397	1,2	1 824	1,4	2 134
3	0,5	5,5	0,66	874	0,92	1 224	1,06	1 399	1,41	1 866	1,6	2 099	2,07	2 740	2,43	3 207
4	0,7	7	1,51	1 514	2,11	2 120	2,42	2 422	3,22	3 230	3,66	3 635	4,74	4 744	5,5	5 552
5	0,8	8	3	2 481	4,2	3 473	4,81	3 970	6,4	5 293	7,27	5 958	9,4	7 774	11	9 098
6	1	10	5,2	3 498	7,2	4 893	8,3	5 598	11,1	7 464	12,57	8 392	16,3	10 962	19,1	12 828
8	1,25	13	12,6	6 426	17,7	8 997	20	10 283	27	13 710	30,62	15 423	39	20 137	46	23 565
10	1,5	16	25	10 238	35	14 334	40	16 382	53	21 843	61	24 575	78	32 082	92	37 542
12	1,75	18	43	14 934	60	20 908	69	23 895	92	31 860	105	35 849	136	46 795	159	54 760
14	2	21	69	20 514	97	28 719	111	32 822	148	43 763	167	49 142	218	64 277	255	75 218
16	2	24	108	28 280	152	39 592	174	45 248	232	60 331	262	67 944	341	88 611	399	103 694
18	2,5	27	149	34 324	209	48 054	239	54 919	330	75 421			469	107 549	549	125 856
20	2,5	30	213	44 188	298	61 863	341	70 700	471	97 253			667	138 456	781	162 023
22	2,5	34	293	55 298	411	77 418	470	88 478	648	121 574			920	173 269	1 077	202 762
24	3	36	366	63 630	513	89 083	586	101 809	809	140 084			1 148	199 376	1 343	233 313
27	3	41	544	83 910	762	117 474	871	134 257	1 201	184 517			1 706	262 920	1 997	307 672
30	3,5	46	737	101 914	1 032	142 679	1 180	163 062	1 628	224 292			2 311	319 331	2 704	373 685
33	3,5	50	1 004	127 210	1 406	178 094	1 607	203 536	2 216	279 953			3 148	398 593	3 684	466 438
36	4	55	1 288	149 174	1 803	208 844	2 060	238 679	2 840	328 236			4 036	467 413	4 723	546 973
39	4	60	1 677	179 487	2 348	251 282	2 683	287 179	3 697	394 919			5 255	562 393	6 150	658 119
42**	4,5	65	2 070	205 323	2 898	287 452	3 312	328 516	4 554	451 710			6 486	643 344	7 590	752 849
45**	4,5	70	2 596	240 641	3 635	336 897	4 154	385 025	5 712	529 410			8 136	754 008	9 520	882 350
48**	5	75	3 130	270 321	4 383	378 449	5 009	432 514	6 887	594 706			9 809	847 006	11 478	991 177
52**	5	80	4 041	324 763	5 657	454 668	6 465	519 620	8 889	714 478			12 661	1 017 590	14 816	1 190 797
56**	5,5	85	5 034	374 739	7 048	524 635	8 054	599 582	11 075	824 426			15 773	1 174 182	18 458	1 374 043
60**	5,5	90	6 266	438 337	8 772	613 672	10 026	701 340	13 785	964 342			19 634	1 373 457	22 976	1 607 237
64**	6	95	7 533	495 676	10 546	693 947	12 052	793 082	16 572	1 090 488			23 603	1 553 119	27 620	1 817 480

# TORQUE SERVICES

## EXPERTISE IS THE KEY OF TRUST



ACCREDITATION<sup>®</sup>  
2-1934.Range available  
on [www.cofrac.fr](http://www.cofrac.fr)

### EA and bilateral recognition agreements

**FACOM has its own control laboratory in its site of Morangis, France. This laboratory is accredited by COFRAC, signatory of the EA multilateral recognition agreement.**

**Facom's laboratory is your partner:**

- For accurate torquing.
- For calibrating and regularly checking your tools in accordance with ISO requirements.
- For mutually recognised validity of tool calibration and inspection with European and other countries based on multilateral or bilateral recognition agreements (EA ; ILAC).
- For relating your tools back to the national and international (SI) system of units.

**Periodical checking of your tools ensures peace of mind.**

Note 1: For more details on the services offered by the laboratory, refer to the after-sales catalogue or the web site [www.facom.com](http://www.facom.com)  
Note 2: A calibration certificate issued with the COFRAC-ETALONNAGE logotype guarantees the results are related to the SI international unit system.



### Signatories of the EA multilateral recognition agreement



**COFRAC**, Comité Français d'Accréditation



**DKD** Deutscher Akkreditierungsrat



**BMWA** Bundes Ministerium für wirtschaftliche Angelegenheiten



**BKO** Belgische Kalibratie Organisatie obo Organisation Belge d'Etalonnage



**DANAK** Danish Accreditation National Agency of Industry & Trade



**ENAC** Entidad Nacional de Acreditacion



**FINAS** Finnish Accreditation Service



**NAB** National Accreditation Board



**ACCREDIA** Ente Italiano di Accreditamento



**NA** Norwegian Accreditation



**RVA** Raad voor Accreditatie



**IPAC** Instituto Português de Acreditação



**CAI** Czech Accreditation Institute



**UKAS** United Kingdom Accreditation Service



**SWEDAC** Swedish Board for Accreditation & Conformity



**SAS** Swiss Accreditation Service



**ESYD** Hellenic Accreditation System



**PCA** Polskie Centrum Akredytacji

### Signatories to bilateral recognition agreements



**NATA** National Association of Testing Authorities



**SANAS** South Africa National Laboratory Accreditation Service



**A2AL** American Association for Laboratory



**SAC** Singapore Confederation of Industries



**REMINDER:** When a tool sent under guarantee is functional and complies with our prescriptions, a manufacturer compliance certificate is supplied with the product, however this certificate cannot be used in lieu and place of a calibration certificate, nor control report. When a COFRAC accredited service is requested, it is invoiced, even when the wrench cannot be repaired. This service will not be invoiced when a new machine package (FMN) following this check has been accepted. Information on COFRAC accredited services is valid on the day the catalogue is printed.

# COFRAC TORQUE SERVICES

The FACOM laboratory offers different services within its COFRAC N° 2-1934 accreditation for measuring torque.

The COFRAC calibration logotype guarantees direct relation of the results with the I.S. international unit system (linked with national and international calibres).



ACCREDITATION N°  
2-1934. Range available  
on [www.cofrac.fr](http://www.cofrac.fr)

## 1. COFRAC calibration certificate with declaration of conformity (3 or 10 points) for graduated tools by FACOM or other brands.

In the 0.04 N.m to 3000 N.m accreditation range as per the ISO 6789 standard (\*)

- Direct reading torque wrenches (type 1)- Dial- Electronic
- Vernier torque wrenches (type 2).
- Vernier torque drivers 0.04 Nm to 10 Nm.



## 2. Adjustment to the torque requested with Calibration certificate with COFRAC declaration of conformity (1 point). In the 0.04 N.m to 3000 N.m accreditation range as per the ISO 6789 standard (\*)

- Non-vernier click torque wrenches (type 2) 1 Nm to 350 Nm
- Vernier torque drivers 0.04 Nm to 10 Nm.



## 3. COFRAC calibration certificate for FACOM torque testers (please consult us for other makes).

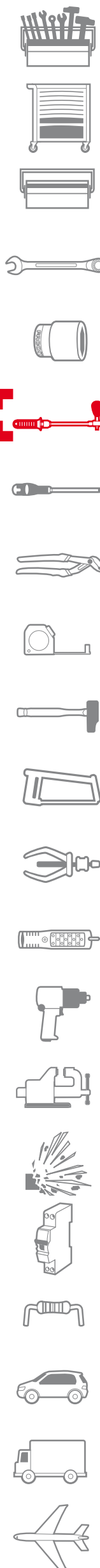
Within the 0.04 Nm to 5000 Nm accreditation range

- Electronic type E.4000 and E.5000- 0.1 Nm to 3,000 Nm
- Electronic type E.2000- 2.5 N.m to 1000 N.m
- Mechanical type CDS- 0.05 Nm to 12 Nm



(\*): For manual control torque tools with a maximum torque below or equal to 10 N.m, the means uncertainty (see p.7) can exceed  $\pm 1\%$  specified in the ISO 6789 standard. In this case, the tolerance acceptable for the tool is reduced accordingly to guarantee conformity of the tool.

In case of partial request, an offer will be issued and the wrench kept for six weeks maximum. Then it will be returned.





# COFRAC ACCREDITED SERVICES

**Caution! The name of the user company must be specified when ordering a COFRAC calibration certificate.**




ACCREDITATION N°  
2-1934. Range available  
on [www.cofrac.fr](http://www.cofrac.fr)

## FACOM MAKE OR OTHER MAKE


### TORQUE WRENCHES AND SCREWDRIVERS



Description	Uncertainty Method and means	Measuring range	
COFRAC 3-point calibration certificate with declaration of conformity for graduated tools	see table on next page	0.04 N.m to 360 N.m	<b>CVC.RJS</b>
		360 N.m to 3000 N.m	<b>CVC.KM</b>
COFRAC 10-point calibration certificate with declaration of conformity for graduated tools	see table on next page	0.04 N.m to 3000 N.m	<b>CEC10.RJS</b>
		360 N.m to 3000 N.m	<b>CEC10.KM</b>
Presetting with COFRAC1-point calibration certificate with declaration of conformity	see table on next page	0.04 N.m to 3000 N.m	<b>PRER.CO</b>



### TORQUE CONTROLLERS

Description	Uncertainty Method and means	Measuring range	
COFRAC calibration certificate torque meter 1 direction	see table on next page	0.04 N.m to 1000 N.m	<b>CEC11</b>
COFRAC calibration certificate torque meter 2 direction	see table on next page	0.04 N.m to 1000 N.m	<b>CEC12</b>
Facom E.5000 torque meter, 1 directions	see table on next page	10 N.m to 1000 N.m	<b>CEC31</b>
Facom E.5000 torque meter, 2 directions	see table on next page	10 N.m to 1000 N.m	<b>CEC32</b>

After analysis, any tool outside the packaged framework may be give rise to writing an offer.

#### 1 - Within the guarantee, this package includes:

- The check as per procedures, NF EN ISO 6789 (except § 5.1.6: overload test and § 5.1.7: endurance test which are not applied) or specific procedures, validated by COFRAC.
- Overhauling the tool if necessary.
- A document with the values before and after intervention.
- COFRAC calibration certificate with declaration of conformity for graduated tools or COFRAC calibration certificate in the case of torquemeters.
- Carriage to the distributor.

#### 2 - For FACOM tools outside the framework of the guarantee and out of tolerance, overhauling will be subject to an offer.

- If it is accepted: the cost of the service will correspond to the price of the repair package + price of the COFRAC calibration certificate with declaration of conformity for graduated tools or COFRAC calibration certificate in the case of torquemeters.
- If it is refused: the cost of the service will correspond, if the tool is functional, to the price of the COFRAC calibration certificate with declaration of conformity for graduated tools or COFRAC calibration certificate in the case of torquemeters.



"High performance" click wrenches

# SERIES 306

# CLICK WRENCHES "HIGH PERFORMANCE"

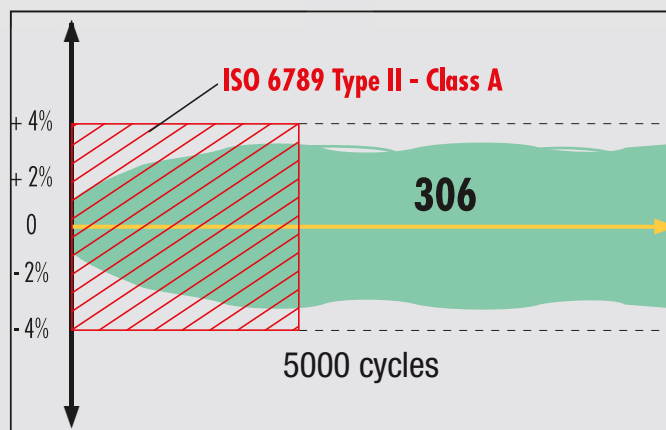
## ISO 6789 TYPE II - CLASS A PRECISION ITSELF IN HEAVY DUTY!

### HIGH PERFORMANCE

- Intensive use: reliability of mechanism tested to 50,000 cycles.
- Durable accuracy: remains within ISO 6789 tolerances after more than 5,000 cycles.
- Accuracy set at  $\pm 2\%$  ex works.

### SAFE

- Accurate, tamper-proof vernier. Easy to read and set for error-free adjustment.
- Automatically locking torque adjustment, no risk of accidental release.




### ERGONOMIC

- Ergonomic handle.
- Increased length for improved torque transfer and accuracy.
- Hanging ring for storage.



### 306A - Click wrenches with removable ratchet



#### NF EN ISO 6789, ISO 6789, DIN EN ISO 6789

- Factory accuracy:  $\pm 2\%$  except:
  - R.306-25D - K306-600D - K306-1000D ( $\pm 4\%$ ).
  - R.304DA ( $\pm 6\%$ ).
- Reliability of mechanism: 50 000 cycles (wrenches up to 200 N.m).
- Use possible with accessories:
  - End fitting: 9 x 12 or 14 x 18 mm.
  - Diameter: 30 mm.
- One-way wrenches usable for unscrewing by reversing the bits.
- Numbered wrenches supplied with ISO 6789 calibration certificate.
- Supplied in a plastic box with ratchet and hinged handle (except Ref R.306A25 - R.301A - K.306A600 - K.306A1000).

⇒	Capacity [N.m]	Attachment	Graduation [N.m]	L [mm]	Wrench	Ratchet	Knob	Box	$\Delta\Delta$ [kg]
<b>R.301A</b>	1 - 5	9 x 12	0,05	185	R.304DA	R.372		BP.102	0,290
<b>R.306A25</b>	5 - 25	9 x 12	0,10	271	R.306-25D	R.372		BP.D1	0,450
<b>J.306A50</b>	10 - 50	9 x 12	1,00	357	J.306-50D	J.372	S.305P	BP.D2	0,930
<b>J.306A100</b>	20 - 100	9 x 12	1,00	437	S.306-100D	J.372	S.305P	BP.D2	1,050
<b>S.306A100</b>	20 - 100	9 x 12	1,00	437	S.306-100D	S.372	S.305P	BP.D2	1,050
<b>S.306A200</b>	40 - 200	14 x 18	1,00	515	S.306-200D	S.382	S.305P	BP.D3	1,260
<b>S.306A350</b>	70 - 350	14 x 18	2,00	725	S.306-350D	S.382	S.305P	BP.D3	1,790
<b>K.306A600</b>	120 - 600	14 x 18	2,00	990	K.306-600D	K.382		BP.D600	5,160
<b>K.306A1000</b>	200 - 1000	$\emptyset$ 30 mm	4,00	1280	K.306-1000D	K.151A		BP.D1000	5,900

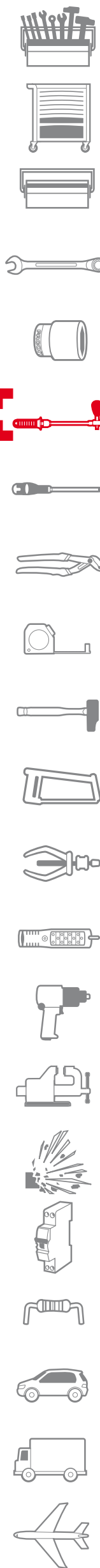
### 306D - Click wrenches without accessories



#### NF EN ISO 6789, ISO 6789, DIN EN ISO 6789

- Factory accuracy:  $\pm 2\%$  except:
  - R.306-25D - K.306A600 - K.306A1000 ( $\pm 4\%$ ).
  - R.304DA ( $\pm 6\%$ ).
- Reliability of mechanism: 50 000 cycles (wrenches up to 200 N.m).
- Use possible with accessories:
  - End fitting: 9 x 12 or 14 x 18 mm.
  - Diameter: 30 mm.
- One-way wrenches usable for unscrewing by reversing the bits.
- Numbered wrenches supplied with ISO 6789 calibration certificate.
- Supplied in plastic box.

⇒	Capacity [N.m]	Attachment	Graduation [N.m]	L [mm]	Box	$\Delta\Delta$ [kg]
<b>R.304DA</b>	1 - 5	9 x 12	0,05	185	BP.102	0,290
<b>R.306-25D</b>	5 - 25	9 x 12	0,10	271	BP.D1	0,450
<b>J.306-50D</b>	10 - 50	9 x 12	1,00	357	BP.D2	0,930
<b>S.306-100D</b>	20 - 100	9 x 12	1,00	437	BP.D2	1,050
<b>S.306-200D</b>	40 - 200	14 x 18	1,00	515	BP.D3	1,260
<b>S.306-350D</b>	70 - 350	14 x 18	2,00	725	BP.D3	1,790
<b>K.306-600D</b>	120 - 600	14 x 18	2,00	945	BP.D600	4,600
<b>K.306-1000D</b>	200 - 1000	$\emptyset$ 30 mm	4,00	1280	BP.D1000	5,900



## ▣ "Low torque" click wrench with fixed ratchet



NF EN ISO 6789, ISO 6789, DIN EN ISO 6789

- Factory accuracy:  $\pm 6\%$ .
- Reliability of mechanism: 50,000 cycles.
- Compact wrench for confined access.
- Ratchet with 72 teeth ( $5^\circ$ ) for use with sockets.
- One-way wrench.
- Numbered wrench supplied with ISO 6789 calibration certificate.
- Supplied in a box, dim. (L. x W.): 205 x 120 mm.

⇒	Capacity [N.m]	Graduation [N.m]	Square ["]	L [mm]	Box	[g]
<b>R.306-5</b>	1 - 5	0,05	1/4	197	BP.102	300

## ▣ S.306R - Click wrenches with attachment 20 x 7 mm



NF EN ISO 6789, ISO 6789, DIN EN ISO 6789

- Factory accuracy:  $\pm 2\%$ .
- Reliability of mechanism: 50,000 cycles (wrenches --> 200 N.m).
- Use possible with accessories attachment 20 x 7 mm.
- One-way wrenches usable for unscrewing by reversing the bits.
- Numbered wrenches supplied with ISO 6789 calibration certificate.
- Wrenches supplied in plastic protection tube.

⇒	Capacity [N.m]	Attachment	Graduation [N.m]	L [mm]	$\Delta\Delta$ [kg]
<b>S.306-100R</b>	20 - 100	20 x 7	1	420	1,040
<b>S.306-200R</b>	40 - 200	20 x 7	1	510	1,300
<b>S.306-350R</b>	70 - 350	20 x 7	2	698	1,890

## ▣ R-J-S.306U - Click wrenches with dual lbf.in or lbf.ft and N.m graduation.



NF EN ISO 6789, ISO 6789, DIN EN ISO 6789

- Factory accuracy:  $\pm 2\%$ .
- Reliability of mechanism: 50,000 cycles.
- Click wrenches with dual lbf.in or lbf.ft and N.m graduation.
- Reversible model.
- Full metal wrenches with knurled handle.
- Numbered wrenches supplied with ISO 6789 calibration certificate.
- Supplied in plastic box with ratchet.


⇒	Capacity [lbf.in]	Capacity [lbf.ft]	Attachment	Graduation [lbf.in]	Capacity [lbf.ft]	Square ["]	L [mm]	Box	$\Delta\Delta$ [kg]
<b>R.306U</b>	40 - 200	-	9 x 12	1	-	1/4	285	BP.D1	0,460
<b>J.306U</b>	200 - 1000	-	9 x 12	5	-	3/8	379	BP.D2	1,050
<b>S.306U</b>	-	30 - 250	14 x 18	-	30 - 250	1/2	600	BP.D3	1,630





# 306 SERIES WRENCH SETS

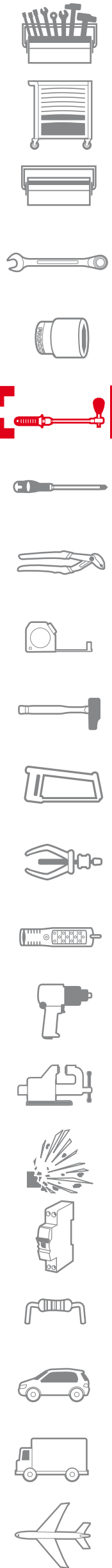
**EACH MODULAR SET COMES IN A STEEL CASE WITH ONE OR TWO EMPTY COMPARTMENTS THAT CAN EACH HOLD AN ADDITIONAL MODULE OF SOCKETS OR OTHER ACCESSORIES.**

• Building a set:

1. Check which size modules ("module" column) the set will take; e.g. S.300B takes 2 modules size C (C+C).
2. Choose modules of the correct size. For the S.300B, with 9 x 12 end fittings, one can choose e.g. S.300-2 and J.300-3 (both size C modules). See below.



MODULES / mm	<b>A</b> 9 x 5 mm	<b>B</b> 14 x 5 mm	<b>C</b> 15 x 10 mm	
	<b>R.300-1</b> 1/4" Sockets 7-8-10-11-13 mm R.209 150 g		<b>J.300-1</b> 3/8" Sockets 10-11-13-15-16-17-18-19 J.210 ΔΔ 540 g <b>J.300-11</b> 3/8" Sockets 10-11-13-15-16-17-18-19 J.210 ΔΔ 680 g	<b>S.300-1</b> 1/2" Sockets 11-13-15-16-17-18-19-21-22 S.210 ΔΔ 850 g <b>S.300-11</b> 1/2" Sockets 16-17-18-19-21-22-24-27 S.210 ΔΔ 980 g
		<b>R.300-2</b> Open ends no.10: 8-10-11-12-13 mm ΔΔ 200 g	<b>J.300-2</b> Open ends no. 10: 11-13-15-16-17-18-19 mm ΔΔ 380 g	<b>S.300-2</b> Open ends no.10: 11-13-15-16-17-18-19 mm ΔΔ 350 g
		<b>R.300-3</b> Ring ends no.12: 8-10-11-12-13 mm ΔΔ 200 g	<b>J.300-3</b> Ring ends no.12: 10-11-13-15-16-17-18-19 mm ΔΔ 380 g	<b>S.300-3</b> Ring ends no.12: 11-13-15-16-17-18-19 mm ΔΔ 350 g
		<b>R.300-4</b> 1/4" Hex bits RT: 3-4-5-6 mm ΔΔ 100 g	<b>J.300-4</b> 3/8" Hex bits JT: 5-6-8-10 mm ΔΔ 190 g	<b>S.300-4</b> 1/2" Hex bits ST: 6-8-10-12 mm ΔΔ 330 g





# 300B SERIES

# MODULAR SETS

### Contents of 300B series modular sets:

- 1 306D series wrench.
- 1 ratchet, 1 square drive, 1 pivot knob S.305P (except R.300B), 1 steel case with storage tray, (2 free compartments for modules).





	Capacity N.m	End fitting	Wrench	Content Ratchet	Square	Box set	Storage module	Kit	☐ "	Module	ΔΔ kg
<b>R.300B</b>	5-25	9 x 12	R.306-25D	R.372	R.373	BP.115	PL.141A	322 x 128 x 50	1/4	A+B	1,5
<b>J.300B</b>	10-50	9 x 12	J.306-50D	J.372	J.373	BT.118	PL.140	470 x 175 x 55	3/8	C+C	3,1
<b>J.310B</b>	20-100	9 x 12	S.306-100D	J.372	J.373	BT.118	PL.137	470 x 175 x 55	3/8	C+C	3,3
<b>S.300B</b>	20-100	9 x 12	S.306-100D	S.372	S.373	BT.118	PL.137	470 x 175 x 55	1/2	C+C	3,3
<b>S.310B</b>	40-200	14 x 18	S.306-200D	S.382	S.383	BT.119	PL.138	625 x 175 x 55	1/2	C+E	4,4
<b>S.320B</b>	70-350	14 x 18	S.306-350D	S.382	S.383	BT.120	PL.139	770 x 175 x 55	1/2	D+F	5,3



S.310B



S.320B

MODULES / mm	<b>E</b> 28 x 10 mm	<b>D</b> 24 x 10 mm	<b>F</b> 39 x 10 mm
		<b>S.300-21</b> ☐ 1/2" Sockets 17-18-19-21-22-24-27-30-32 mm S.210 ΔΔ 1300 g	
	<b>S.300-12</b> Open ends 11: 16-17-18-19-21-22-24-27 mm ΔΔ 1280 g	<b>K.300-2</b> Open ends 11: 22-24-27-30-32 mm ΔΔ 1020 g	<b>S.300-22</b> Open ends 11: 17-18-19-21-22-24-27-30-32 mm ΔΔ 1580 g
	<b>S.300-13</b> Ring ends 13: 16-17-18-19-21-22-24-27 mm ΔΔ 1140 g		<b>S.300-23</b> Open ends 13: 17-18-19-21-22-24-27-30-32 mm ΔΔ 1,440 g <b>K.300-3</b> Ring ends 13: 22-24-27-30-32-34-36 mm ΔΔ 1320 g
	<b>S.300-14</b> ☐ 1/2" Hex. bits ST: 8-10-12-14 mm ΔΔ 400 g		<b>S.300-24</b> ☐ 1/2" Hex. Bits ST: 8-10-12-14-17 mm ΔΔ 540 g

"Multi-purpose" click wrenches

# SERIES 208

# CLICK WRENCH "MULTI-PURPOSE"

## ISO 6789 TYPE II - CLASS A THE COMPACT WRENCH FOR ALL APPLICATIONS

### HEAVY-DUTY

- Reliability of mechanism tested to 25000 cycles.
- Resistant to all hydrocarbons for use in garages or industrial environments.

### Reliable

- Accurate to within  $\pm 4\%$  in accordance with ISO 6789.
- Long-lasting accuracy.
- Double (coarse and fine) vernier adjustment.



### Compact

- Shorter and lighter for working in congested spaces.
- Fixed ratchet version with a smaller head.

### 2 SERIES:



• With fixed ratchet.



• With removable ratchet.





## ▣ R-J-S.208 - Click wrenches with fixed ratchet



NF EN ISO 6789, ISO 6789, DIN EN ISO 6789

- Accuracy:  $\pm 4\%$ .
- Reliability of mechanism 25 000 cycles.
- Ratchet with 72 teeth ( $5^\circ$  increment) for use with sockets.
- One-way wrenches.
- Sensitive and sound click when reaching torque.
- Automatic reset.
- Supplied with ISO 6789 calibration certificate.
- Supplied in plastic protection tube.

⇒	Capacity [N.m]	Graduation [N.m]	Square ["]	L [mm]	$\Delta\Delta$ [kg]
<b>R.208-25</b>	5 - 25	0,1	1/4	300	0,500
<b>J.208-50</b>	10 - 50	0,5	1/2	357	0,900
<b>S.208-100</b>	20 - 100	1,0	1/2	416	1,040
<b>S.208-200</b>	40 - 200	2,0	1/2	479	1,220
<b>S.208-340</b>	60 - 340	2,0	1/2	632	1,540

## ▣ J-S.208D - Click wrenches without accessories



NF EN ISO 6789, ISO 6789, DIN EN ISO 6789

- Accuracy:  $\pm 4\%$ .
- Reliability of mechanism 25 000 cycles.
- End fitting: 9 x 12 or 14 x 18 mm for accessories (ratchets, polygon and open end bits).
- One-way wrenches usable for unscrewing by reversing the bits.
- Sensitive and sound click when reaching torque.
- Automatic reset.
- Supplied with ISO 6789 calibration certificate.
- Supplied in plastic protection tube.

⇒	Capacity [N.m]	Attachment	Graduation [N.m]	L [mm]	$\Delta\Delta$ [kg]
<b>J.208-50D</b>	10 - 50	9 x 12	0,5	337	0,780
<b>S.208-100D</b>	20 - 100	9 x 12	1,0	396	0,920
<b>S.208-200D</b>	40 - 200	14 x 18	2,0	466	1,110
<b>S.208-340D</b>	60 - 340	14 x 18	2,0	618	1,430

## ▣ J-S.208A - Click wrenches with removable ratchet



NF EN ISO 6789, ISO 6789, DIN EN ISO 6789

- Accuracy:  $\pm 4\%$ .
- Reliability of mechanism 25 000 cycles.
- End fitting: 9 x 12 or 14 x 18 mm for accessories (ratchets, polygon and open end bits).
- One-way wrenches usable for unscrewing by reversing the bits.
- Sensitive and sound click when reaching torque.
- Automatic reset.
- Supplied with ISO 6789 calibration certificate.
- Supplied in plastic protection tube with ratchet.

⇒	Capacity [N.m]	Attachment	Graduation [N.m]	Square ["]	L [mm]	Wrench	Ratchet	$\Delta\Delta$ [kg]
<b>J.208A50</b>	10 - 50	9 x 12	0,5	3/8	337	J.208-50D	J.372V	0,780
<b>S.208A100</b>	20 - 100	9 x 12	1,0	1/2	396	S.208-100D	S.372V	0,920
<b>S.208A200</b>	40 - 200	14 x 18	2,0	1/2	466	S.208-200D	S.382V	1,110
<b>S.208A340</b>	60 - 340	14 x 18	2,0	1/2	618	S.208-340D	S.382V	1,430

## Manual reset wrenches

### MANUAL RESET WRENCH

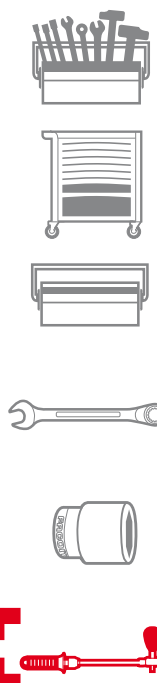
#### THE SIMPLE, HEAVY-DUTY WRENCH

##### Simple and reliable

- Strong, dependable wrenches.
- Accuracy to within  $\pm 6\%$  of the reading in accordance with ISO 6789.
- Numbered and supplied with a calibration certificate.

##### Triple signal

- Release of the rocker when preset torque is reached produces a triple visual, sensory and audible signal.
- Clear graduated scale ensures precise torque settings.
- Scale pointer movement helps to monitor torque increase.



#### R-J-S.203DA - Manual reset wrenches



- Accuracy:  $\pm 6\%$ .
- R.203A wrench, graduated in N.m. with fixed square.
- J.203A - S.203A wrenches, graduated in daN.m.
- Supplied in plastic storage case with ISO 6789 calibration certificate.

➤	Capacity [daN.m]	Graduation	Square ["]	L [mm]	Box	$\Delta\Delta$ [g]
<b>R.203DA</b>	0,6 - 3,6	2,0 N.m	1/4	320	BP.D5	300
<b>J.203DA</b>	2,0 - 10,0	0,5 daN.m	3/8	440	BP.D5	800
<b>S.203DA</b>	4,0 - 20,0	1,0 daN.m	1/2	460	BP.D5	900

#### R-J-S.203A - Manual reset wrenches with removable square drive



##### NF EN ISO 6789, ISO 6789, DIN EN ISO 6789

- Accuracy:  $\pm 6\%$  value displayed.
- R.203A wrench, graduated in N.m.
- J.203A - S.203A wrenches, graduated in daN.m.
- Supplied in plastic storage case with ISO 6789 calibration certificate.

➤	Capacity [daN.m]	Graduation	Square ["]	Square	L [mm]	Wrench	Knob	Box	$\Delta\Delta$ [kg]
<b>R.203A</b>	0,6 - 3,6	2,0 N.m	1/4	-	320	R.203DA	R.200P	BP.D5	0,400
<b>J.203A</b>	2,0 - 10,0	0,5 daN.m	3/8	J.203E	440	J.203DA	S.200P	BP.D5	0,950
<b>S.203A</b>	4,0 - 20,0	1,0 daN.m	1/2	S.203E	460	S.203DA	S.200P	BP.D5	1,000



#### J-S.202A - Manual click wrenches with removable ratchet



##### NF EN ISO 6789, ISO 6789, DIN EN ISO 6789

- Accuracy:  $\pm 6\%$  value displayed.
- 1/4" square wrench: see product ref R.203A.
- Supplied in plastic storage case with ISO 6789 calibration certificate.

➤	Capacity [daN.m]	Graduation	Square ["]	L [mm]	Wrench	Ratchet	Box	$\Delta\Delta$ [kg]
<b>J.202A</b>	2-10	0,5 daN.m	3/8	460	J.203DA	J.152	BP.D5	1,000
<b>S.202A</b>	4-20	1,0 daN.m	1/2	470	S.203DA	S.152	BP.D5	1,120



## ■ SJ-K214 - Extension for 203 series wrench



- Can double or triple the capacity of wrenches ref J.203DA - S.203DA.
- Use with:
  - 152 ratchets.
  - Bits series 20: SJ.214.
  - Sockets 3/4": K.214A.

⇒	Capacity [daN.m]	L [mm]	ΔΔ [kg]
<b>SJ.214</b>	x2	400	0,680
<b>K.214A</b>	x3	860	3,000

## ■ R-J-S.205E - Modular sets with sockets



### NF EN ISO 6789, ISO 6789, DIN EN ISO 6789

- Each of these sets has a free slot for an additional bit module.
- Choice of module and size (refer to the table).
- Supplied with a handle:
  - R.200P (R.205E).
  - S.200P (J.205E - S.205E).
- Supplied with extension SJ.214 (except R.205E).
- Supplied in a grey metal box.

⇒	Capacity [daN.m]	Square ["]	Wrench	Socket	Box	Tray	ΔΔ [kg]
<b>R.205E</b>	0,6 - 3,6	1/4	R.203DA	R.300.1	BT.112G	PL.142	1,350
<b>J.205E</b>	2 - 10	3/8	J.203DA	J.300.11	BT.118	PL.136	4,260
<b>S.205E</b>	4 - 20	1/2	S.203DA	S.300.11	BT.119	PL.135	4,700

## High-torque wrenches

### SERIES 200

### HIGH-TORQUE WRENCH

## HIGH-TORQUE WRENCH

### Comfort of use

- Large dial.
- Separate N.m and lbf.ft scales.
- Accurate to within  $\pm 4\%$  of the reading in accordance with ISO 6789.
- Light signal on reaching preset torque.

### Sturdy

- Large round end fitting  $\varnothing 30$  mm.
- Optional use with jack or lifting gear.

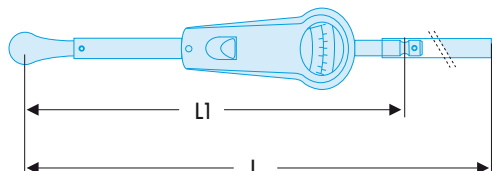


### ■ KM.B - High-torque wrenches with ratchet and drive square



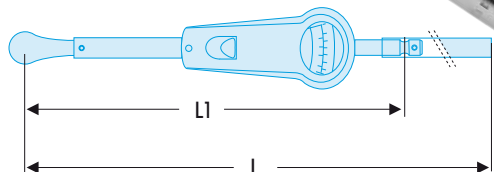

NF EN ISO 6789, ISO 6789, DIN EN ISO 6789

- Accuracy:  $\pm 4\%$  value displayed.
- Two reading scales: N.m and lbf.ft.
- Large size dial.
- Light alarm when reaching torque.
- Cylindrical attachment diameter 30 mm.
- Numbered wrenches supplied with calibration certificate.
- Wrenches supplied in metal case with storage module, dim. (L. x W. x H.): 760 x 220 x 140 mm.



➤	Capacity [N.m]	Capacity [lbf.in]	Square ["]	Square	L [mm]	L1 [mm]	Wrench	Ratchet	Handle	Box	Tray	$\Delta\Delta$ [kg]
<b>K.201B</b>	180 - 900	150 - 650	3/4	M.200E	1019	595	K.200DB	K.151A	K.200MA	BT.102	PL.549	7,900
<b>K.203B</b>	300 - 1500	250 - 1100	3/4	K.200E	1019	595	K.200DB	K.151A	K.202MA	BT.102	PL.549	8,000
<b>M.201B</b>	500 - 2500	300 - 1800	1	M.200EA	-	724	M.200DB	M.151	-	BT.102	PL.549	18,000

### ■ KM.B - High-torque wrenches with drive square



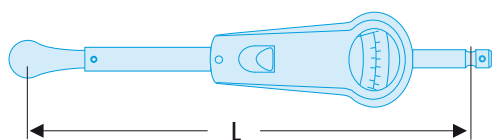
NF EN ISO 6789, ISO 6789, DIN EN ISO 6789

- Accuracy:  $\pm 4\%$  value displayed.
- Two reading scales: N.m and lbf.ft.
- Large size dial.
- Light alarm when reaching torque.
- Cylindrical attachment diameter 30 mm.
- Numbered wrenches supplied with calibration certificate.
- Wrenches supplied in metal case with storage module, dim. (L. x W. x H.): 760 x 220 x 140 mm.

➤	Capacity [N.m]	Capacity [lbf.in]	Capacity [lbf.ft]	Square ["]	Square	L [mm]	L1 [mm]	Wrench	Handle	Box	Tray	$\Delta\Delta$ [kg]
<b>K.200B</b>	180 - 900	150 - 650	150 - 650	3/4	M.200E	1019	595	K.200DB	K.200MA	BT.102	PL.549	6,20
<b>K.202B</b>	300 - 1500	250 - 1100	250 - 1100	3/4	K.200E	1019	595	K.200DB	K.202MA	BT.102	PL.549	6,30
<b>M.200B</b>	500 - 2500	300 - 1800	300 - 1800	1	M.200EA	-	724	M.200DB	-	BT.102	PL.549	13,00



### ■ KM.DB - High-torque wrenches without accessories



NF EN ISO 6789, ISO 6789, DIN EN ISO 6789

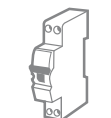
- Accuracy:  $\pm 4\%$  value displayed.
- Two reading scales: N.m and lbf.ft.
- Large size dial.
- Light alarm when reaching torque.
- Cylindrical attachment diameter 30 mm.
- Numbered wrenches supplied with calibration certificate.

➤	Capacity [N.m]	Capacity [lbf.ft]	Graduation [N.m]	Capacity [lbf.ft]	L [mm]	$\Delta\Delta$ [kg]
<b>K.200DB</b>	180 - 900	150 - 650	25	150 - 650	595	3,60
<b>K.202DB</b>	300 - 1500	250 - 1100	50	250 - 1100	595	4,65
<b>M.200DB</b>	500 - 2500	300 - 1800	100	300 - 1800	724	5,70

### ■ M.200M Handle for wrench M.200DB



- Telescopic handle gives up to 3m leverage including length of wrench.
- Complete with fasteners.
- Weight: 8.144 kg.



# TORQUE MULTIPLIERS

## FOR HIGH TIGHTENING AND LOOSENING TORQUES WITHOUT AN EXTERNAL POWER SOURCE

### MORE ACCURATE, SAFER AND MORE COMPACT

- Slow, gentle torque application ensures improved accuracy.
- Reduced lever arm compared to a high-torque wrench ensures operator safety.
- Reduced size allows multipliers to be used where high torque wrenches cannot reach.




### TYPE MC

- Compact and lightweight for awkward spaces.
- With stop lever.



### TYPE NP

- Input torque limiter to protect the mechanism.
- Non-return system for increased safety.
- Lifetime-lubricated mechanism for ease of maintenance.
- Supplied with two reaction arms, one straight and one offset.





## Release wrenches

### SERIES 648

### RELEASE WRENCHES

#### FULL TORQUE CONTROL

#### STURDY AND DURABLE

- Sturdy wrench for production environments.
- For intensive and repetitive use, tested to over 100,000 cycles.
- Accuracy: +/-4% in accordance with ISO6789.

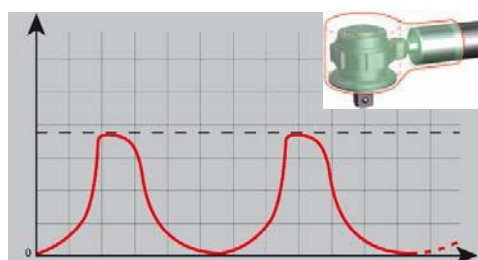
#### SAFE AND RELIABLE

- Release technology: prevents exceeding the torque set on the key.
- For all application points: torque repeatable over time.
- Preset non graduated wrenches: no operator setting errors.



#### RELEASE TECHNOLOGY

**Torque set cannot be exceeded, as the mechanism releases** once the torque set is reached.  
**Accuracy and repeatability guaranteed, tightening accuracy** no longer lies on the operator's hand, but in a reliable mechanism.  
**Wrench intended for production or assembly workshops,** as it guarantees reliable tightening even in highly repetitive and busy working conditions.



**Removable knob:** for a firm grip directly on the body of the wrench.

### 648 - Release wrenches



#### NF EN ISO 6789, ISO 6789, DIN EN ISO 6789

- Accuracy:  $\pm 4\%$  (except R.648.10 at  $\pm 6\%$ ).
- Proven reliability: 100,000 cycles.
- Torque adjustment using a control bench, with a key:
  - 82H.6 for products R.648-10 - R.648-25 - J.648-50.
  - 82H.10 for product S.648-110.
- Hydrocarbon-resistant removable handle.
- Numbered wrenches supplied with ISO 6789 calibration certificate.
- Supplied in plastic tube.

➔	Capacity [N.m]	Square ["]	L [mm]	$\Delta\Delta$ [kg]
<b>R.648-10</b>	2 - 10	1/4"	178	0,300
<b>R.648-25</b>	5 - 25	1/4"	238	0,450
<b>J.648-50</b>	10 - 50	3/8"	328	0,900
<b>S.648-110</b>	25 - 110	1/2"	446	1,600

"Non vernier" adjustable wrenches

**248 AND 446  
SERIES**

**ADJUSTABLE WRENCHES  
"NON GRADUATED"**

**COMPACT, DURABLE PRODUCTION  
WRENCHES**

**Durable**

- For intensive and repetitive use, tested to over 100,000 cycles.

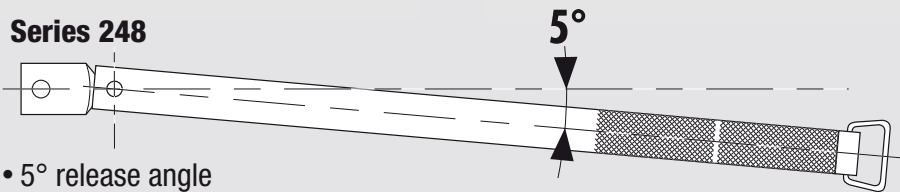
**Compact and lightweight**

- Shorter and more compact for working in confined spaces.
- Reduced weight for increased comfort when performing intensive tasks.

**Safe**

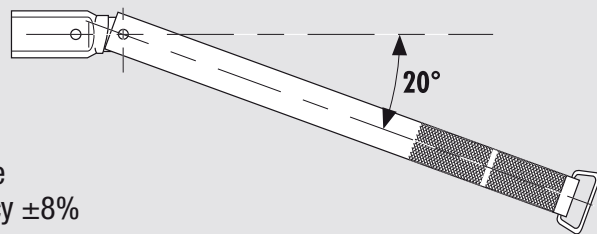
- Non-graduated preset torque wrenches for production applications.
- Preset with a hex key and a torque meter, no risk of accidentally altering settings.
- Touch and sound signals on release: can be used in noisy and poor visibility conditions.

**Series 248**



- 5° release angle
- 9x12 and 14x18 end fittings
- Accuracy  $\pm 4\%$

**Series 446**



- Wide (20°) release angle
- 20x7 end fitting accuracy  $\pm 8\%$



**SERIES 248**



**SERIES 446**





## ▣ "Non vernier" adjustable click wrenches

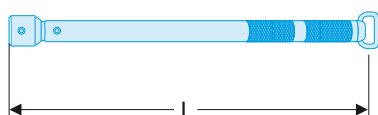


NF EN ISO 6789, ISO 6789, DIN EN ISO 6789

- Accuracy:  $\pm 4\%$ .
- Proven reliability: 100,000 cycles.
- End fitting: 9 x 12 or 14 x 18 mm.
- Wrenches which can be preset and used in tightening and untightening.
- Torque adjustment with a key using a control bench, see range of torque controllers.
- Knurled metal handle.
- Numbered wrenches supplied in plastic protection tube.

⇒	Capacity [N.m]	Capacity [lbf.in]	Capacity [lbf.ft]	Attachment	Capacity [lbf.ft]	L [mm]	$\Delta\Delta$ [kg]
<b>R.344DA</b>	1 - 5	10 - 50	-	9 x 12	-	200	0,240
<b>R.248-25D</b>	5 - 25	45 - 220	-	9 x 12	-	250	0,280
<b>J.248-50D</b>	10 - 50	90 - 440	-	9 x 12	-	331	0,740
<b>S.248-100D</b>	20 - 100	-	15 - 74	9 x 12	15 - 74	399	0,880
<b>S.248-200D</b>	40 - 200	-	30 - 148	14 x 18	30 - 148	464	1,080
<b>S.248-340D</b>	60 - 340	-	44 - 250	14 X 18	44 - 250	618	1,400

## ▣ R-J-S.446 - "Non vernier" wide angle adjustable wrenches



NF EN ISO 6789, ISO 6789, DIN EN ISO 6789

- Accuracy:  $\pm 8\%$ .
- Proven reliability: 50,000 cycles.
- End fitting: 9 x 12 or 20 x 7 mm.
- Wrenches adjustable with a torquemeter, see range of torque controllers.
- Wrenches supplied with ISO 6789 calibration certificate.
- Wrenches supplied in plastic protection tube.

⇒	Capacity [N.m]	Attachment	Square ["]	L [mm]	$\Delta\Delta$ [g]
<b>R.446-25</b>	5 - 25	9 x 12	1/4	214	380
<b>J.446-50</b>	10 - 50	20 x 7	3/8	279	490
<b>S.446-100</b>	20 - 100	20 x 7	1/2	407	840

# RANGE ELECTRONIC | WRENCHES AND ADAPTERS

**FACOM offer an electronic range, for high productivity and accuracy. Torque range from 1.5 to 340 Nm.**

### E.306 SERIES

for electronic precision in torque tightening.



### E.506 SERIES

for occasional torque & angle tightening.



### E.316 SERIES

a single tool for torque & angle tightening for high productivity.



### E.406 SERIES

for basic angular tightening.



**In confined spaces, our wrenches and adapters provide torque or angle increments.**



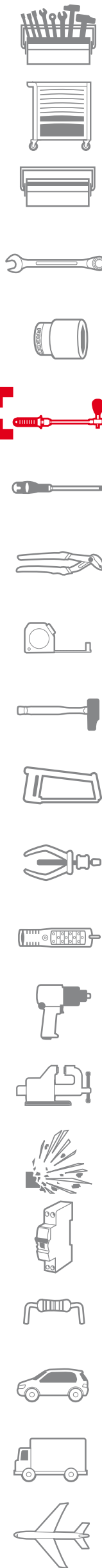
- The electronic display prevents reading errors.
- Tightening is indicated by the LEDs and buzzer (in all 4 series).
- Easy to use through the same user interface on all models.



### WHY USE TORQUE/ANGLE TIGHTENING ?

Angle tightening eliminates friction issues related with torque tightening. The movement, and hence fastener tension, is defined by the screw pitch and tightening angle.

- Torque/angle tightening is performed in 2 steps:
- Pre-torquing to approach the parts and eliminate interface faults.
  - Then tightening at a specific angle. Proper assembly tension prevents the fastener from loosening or breaking.

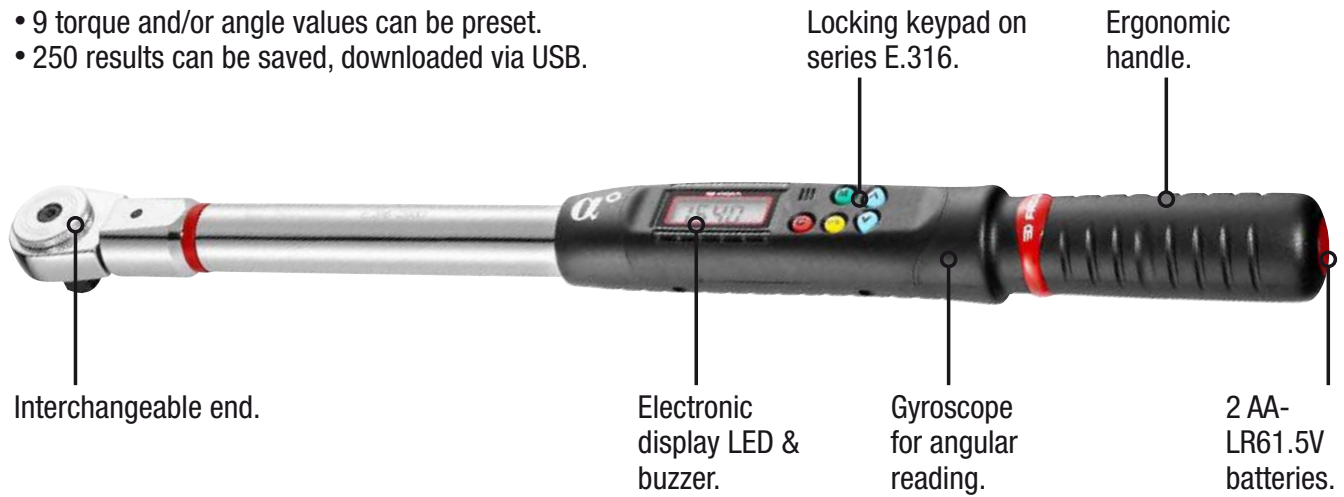


**RANGE  
ELECTRONIC**

**WRENCHES AND ADAPTERS**

**E.306 AND E.316 SERIES**

- 9 torque and/or angle values can be preset.
- 250 results can be saved, downloaded via USB.



**SERIES E.506**

- 9 torque and/or angle values can be preset.
- 50-result memory.



**SERIES E.406**

- 9 preset angle values.
- 50-result memory.



## Electronic torque wrenches and adapters

### ■ E.306D - Electronic torque wrenches



NF EN ISO 6789, ISO 6789, DIN EN ISO 6789

- Accuracy:  $\pm 2\%$  between 20% and 100% wrench capacity.
- Measuring mode: peak or follower.
- Measuring unit: N.m, lbf.ft, lbf.in and kg.cm.
- Bits: 9 x 12 and 14 x 18 mm.
- Numbered wrenches supplied with ISO 6789 calibration certificate.
- Presetting possible of 9 torque and/or angle values.
- Memory 250 values with PC USB link.
- Supplied in plastic case with foam interior.

⇒	Capacity [N.m]	L [mm]	$\Delta\Delta$ [kg]
<b>E.306-30D</b>	1,5 - 30,0	360	1,520
<b>E.306-135D</b>	6,7 - 135,0	375	1,520
<b>E.306-200D</b>	10 - 200	474	2,400
<b>E.306-340D</b>	17 - 340	594	2,560

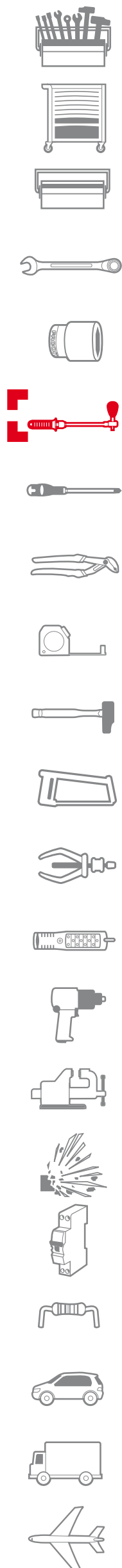
### ■ E.306A - Electronic torque wrenches with ratchet



NF EN ISO 6789, ISO 6789, DIN EN ISO 6789

- Accuracy:  $\pm 2\%$  between 20% and 100% wrench capacity.
- Measuring mode: peak or follower.
- Measuring unit: N.m, lbf.ft, lbf.in and kg.cm.
- Bits: 9 x 12 and 14 x 18 mm.
- Numbered wrenches supplied with ISO 6789 calibration certificate.
- Presetting possible of 9 torque and/or angle values.
- Memory 250 values with PC USB link.
- Supplied in plastic case with foam interior.

⇒	Capacity [N.m]	Square ["]	L [mm]	Ratchet	$\Delta\Delta$ [kg]
<b>E.306A30R</b>	1,5 - 30,0	1/4	390	R.372	1,604
<b>E.306A135J</b>	6,7 - 135,0	3/8	415	J.372V	1,697
<b>E.306A135S</b>	6,7 - 135,0	3/8	415	S.372V	1,709
<b>E.306A200S</b>	10 - 200	1/2	530	S.382V	2,699
<b>E.306A340S</b>	17 - 340	1/2	650	S.382V	2,859



## □ E.316D - Electronic torque / angle wrenches



NF EN ISO 6789, ISO 6789, DIN EN ISO 6789

- Accuracy:
  - Torque:  $\pm 2\%$  between 20% and 100% wrench capacity.
  - Angle:  $\pm 2^\circ$ .
- End fitting: 9 x 12 and 14 x 18 mm.
- Measuring mode: peak or follower.
- Locking keypad (the operator has access only to program choices and result memorising).
- Measuring unit: N.m, lbf.ft, lbf.in, kg.cm and deg.
- Presetting possible of 9 torque and/or angle values.
- Memory 250 values with PC USB link.
- Supplied with calibration certificate.
- Supplied in plastic case and foam module.

⇒	Capacity [N.m]	L [mm]	$\Delta\Delta$ [kg]
<b>E.316-30D</b>	1,5 - 30,0	360	1,520
<b>E.316-135D</b>	6,7 - 135,0	375	1,520
<b>E.316-200D</b>	10 - 200	474	2,400
<b>E.316-340D</b>	17 - 340	594	2,560

## □ E.316A - Electronic torque / angle wrenches with ratchet



NF EN ISO 6789, ISO 6789, DIN EN ISO 6789

- Accuracy:
  - Torque:  $\pm 2\%$  between 20% and 100% wrench capacity.
  - Angle:  $\pm 2^\circ$ .
- End fitting: 9 x 12 and 14 x 18 mm.
- Measuring mode: peak or follower.
- Locking keypad (the operator has access only to program choices and result memorising).
- Measuring unit: N.m, lbf.ft, lbf.in, kg.cm and deg.
- Presetting possible of 9 torque and/or angle values.
- Memory 250 values with PC USB link.
- Supplied with calibration certificate.
- Supplied in plastic case and foam module.

⇒	Capacity [N.m]	Square ["]	L [mm]	Ratchet	$\Delta\Delta$ [kg]
<b>E.316A30R</b>	1,5 - 30,0	1/4	390	R.372	1,604
<b>E.316A135J</b>	6,7 - 135,0	3/8	415	J.372V	1,697
<b>E.316A135S</b>	6,7 - 135,0	1/2	415	S.372V	1,709
<b>E.316A200S</b>	10 - 200	1/2	530	S.382V	2,699
<b>E.316A340S</b>	17 - 340	1/2	650	S.382V	2,859

## ■ E.406 E.406 - Electronic angle adapter



- Accuracy:  $\pm 2^\circ$ .
- Angular range: 1 – 360°.
- Measuring unit: degree.
- Accuracy: 0,1°.
- Presetting possible of 9 angle values.
- Memory 50 values.
- Supplied in plastic case with calibration certificate.

## ■ E.506 - Electronic torque / angle adapter



NF EN ISO 6789, ISO 6789, DIN EN ISO 6789

- Accuracy:
  - Torque:  $\pm 3\%$  between 20% and 100% wrench capacity.
  - Angle:  $\pm 2^\circ$ .
- Measuring mode: peak or follower.
- Cycle counter.
- Locking keypad (the operator has access only to program choices and result memorising).
- Measuring unit: N.m, lbf.ft, lbf.in, kg.cm and deg.
- Presetting possible of 9 torque and/or angle values.
- Memory 50 values.
- Supplied in plastic case with calibration certificate.

FACOM	Resolution	Capacity [N.m]
<b>E.506-135S</b>	0,1	6,7 - 135,0
<b>E.506-200S</b>	0,1	10 - 200
<b>E.506-340S</b>	0,1	17 - 340



# RELEASE TYPE TORQUE DRIVERS

## AN ACCURATE, DURABLE LOW-TORQUE TOOL

### RELIABLE, HIGH PERFORMANCE

- Reliability of mechanism tested over more than 50,000 operations.
- Accuracy exceeds ISO 6789 specified performance of  $\pm 6\%$ .
- Automatic reset every 120°.

### SAFE

- Automatically releases upon reaching the specified torque, impossible to exceed the set value.
- Protected adjustment system: no risk of accidentally altering settings.
- Flattened profile prevents tool rolling on the work-top.

### ERGONOMIC

- Clear, easy to read vernier.
- Ergonomic handle providing an excellent grip.
- Lightweight.



ISO 6789 TYPE II - CLASS D - CLASS F

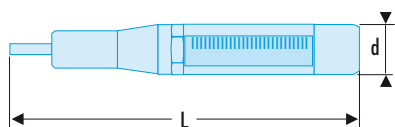
SERIES A.300MT



SERIES A.400



### ■ A.MT - Micro-Tech® "low torque" screwdriver



#### NF EN ISO 6789, ISO 6789, DIN EN ISO 6789

- Lightweight and compact screwdriver for low torque load.
- Right-hand torquing.
- Female hex output for use with bits series 0 - 4 mm (1/4" output with ECR.0 drive optionally).
- 82H.4: Adjustment key 4 mm.
- Supplied with calibration certificate and adjustment key.

⇒	Capacity [cN.m]	Graduation	d [mm]	L [mm]	Bits	ΔΔ [g]
<b>A.300MT</b>	4 - 20	0,05	21	96,5	0	75
<b>A.301MT</b>	15 - 75	0,50	23	130,0	1	130

### ■ A.400 - Screwdriver with vernier adjustment



#### NF EN ISO 6789, ISO 6789, DIN EN ISO 6789

- Class II type D (A.400 maintenance).
- One-direction screwdriver, right-hand torquing.
- Female hex output for use with 1/4" bit.
- ECR drive 1/4" - 1/4" for sockets and accessories optional.
- 1/4" drive on the handle for use with a ratchet handle type A.300PA.
- 82H.4: Adjustment key.
- Supplied with calibration certificate, adjustment key and individual identification number.

⇒	Graduation [N.m]	L [mm]	Torque N.m	ΔΔ [g]
<b>A.402</b>	0,1	147	0,5 - 2,5	280
<b>A.404</b>	0,5	147	2 - 10	400

### ■ ECR.0 Drive socket adapter



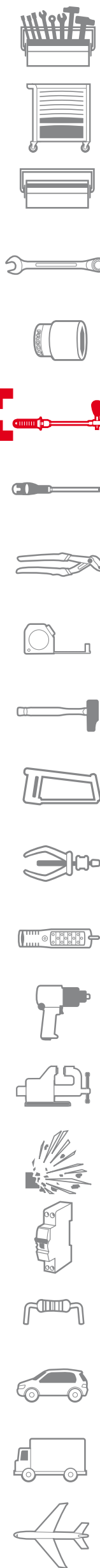
- Bit to use 1/4" sockets with the torque screwdrivers A.300MT - A.340MT.
- 6-point drive 4 mm.
- Length: 22 mm.
- Weight: 7 g.

### ■ ECR Socket adapter - 1/4"



#### NF ISO 1173, ISO 1173

- Bit to use 1/4" sockets with the torque screwdrivers A.400 - A.440 - A.301MT - A.341MT.
- Length: 25 mm.
- Weight: 15 g.





## ■ A.300PA Ratchet handle for torque screwdrivers



- Adapting ratchet handle: increased tightening power for repeating or high torque tightening.
  - For torque screwdrivers capacity 0.50 --> 10 N.m.
  - Max torque: 30 N.m.
- Weight: 85 g.

## ■ A.MTJ1 - Micro-Tech® torque screwdriver sets



### NF EN ISO 6789, ISO 6789, DIN EN ISO 6789

- Lightweight and compact screwdriver for low torque load.
- Right-hand torquing.
- Female hex output for use with bits series 0 - 4 mm (1/4" output with ECR.0 drive optionally).
- Bits series 0 drive 4 mm.
- Adjustment key 4 mm.
- Supplied in case with calibration certificate.

	Capacity [N.m]	Screwdriver	Bits	ΔΔ [g]
<b>A.300MTJ1</b>	4-20	A.300MT	Slotted head : 1,8 - 2,5, PH 0,9 - 1,3 - 1,5 - 2 mm, PZ 0 - 1 - 2 mm	300
<b>A.301MTJ1</b>	15-75	A.301MT	Slotted head : 4 - 4,5 - 5,5, PH 1,5 - 2,5 - 3 mm, PZ 0 - 1 mm	370

## ■ A.J2 - Torque screwdriver sets



### NF EN ISO 6789, ISO 6789, DIN EN ISO 6789

- Class II type D (A.400 maintenance).
- One-direction screwdriver, right-hand torquing.
- Female hex output for use with bits series 1 - 1/4".
- 1/4" drive on the handle for use with a ratchet handle type A.300PA.
- Ratchet handle (A.300PA).
- Adjustment key 4 mm.
- Supplied in case with calibration certificate and individual identification number.

	Wrench	Knob	Screwdriver	Bits	Bit holder	Box	Tray	[g]
<b>A.402J2</b>	A.402-20	A.300PA	A.402	Slotted head : 4,5 - 6,5 - 8, Hexagon: 3 - 4 - 5 mm, PZ 1 - 2 - 3 mm	EF.1P4	BP.102	PL.436	700
<b>A.404J2</b>	A.404-20	A.300PA	A.404	Slotted head : 4,5 - 6,5 - 8, Hexagon: 3 - 4 - 5 mm, PZ 1 - 2 - 3 mm	EF.1PA	BP.102	PL.436	830

## ■ A.J1 - Torque screwdriver sets - 1/4" sockets



### NF EN ISO 6789, ISO 6789, DIN EN ISO 6789

- Class II type D (A.400 maintenance).
- One-direction screwdriver, right-hand torquing.
- Female hex output for use with 1/4" bit.
- 1/4" drive on the handle for use with a ratchet handle type A.300PA.
- Ratchet handle A.300PA.
- ECR drive 1/4" - 1/4" for sockets and accessories.
- Extensions 1/4" (R.210 and R.215).
- Adjustment key 4 mm.
- Supplied in case with calibration certificate and individual identification number.

	Wrench	Knob	Socket	Screwdriver	Box	Tray	ΔΔ [kg]
<b>A.402J1</b>	A402 - 20	A.300PA	R.3,2 - 4,0 - 5,0 - 5,5 - 6,0 - 7,0 - 8,0 - 9,0 - 10,0 mm	A.402	BP.115	PL.434	1,10
<b>A.404J1</b>	A404 - 20	A.300PA	R.3,2 - 4,0 - 5,0 - 5,5 - 6,0 - 7,0 - 8,0 - 9,0 - 10,0 mm	A.404	BP.115	PL.434	1,20

A.440 AND A.340MT SERIES NON-VERNIER DRIVERS

DRIVERS DESIGNED FOR PRODUCTION APPLICATIONS

Same characteristics as A.400 and A.300MT

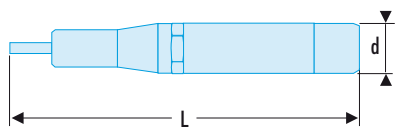
- No vernier adjustment, torque set with a torque-meter.
- Performance exceeds ISO 6789 requirements ( $\pm 6\%$  of the preset value).
- Handle release when required torque is reached, prevents inadvertent overtorquing.
- Automatic reset every 120°.

ISO 6789 Type II - Class D - Class F



"Non vernier" release type torque driver

A.MT - Micro-Tech® "Production" torque screwdriver



- Screwdriver without vernier: this non graduated screwdriver is adjusted on a control bench.
- Lightweight and compact screwdriver designed specifically for low torque loads.
- One-direction screwdriver, right-hand torquing.
- Female hex output for use with 4 mm bits (1/4" output with ECR.0 drive optionally).
- Supplied with adjustment key 4 mm.
- Supplied with calibration certificate and individual identification number.

	Capacity [cN.m]	Capacity [lbf.in]	d [mm]	L [mm]	$\Delta\Delta$ [g]
<b>A.340MT</b>	4 - 20	0,35 - 1,70	21	96,5	75
<b>A.341MT</b>	15 - 75	1,30 - 6,50	23	130,0	130

A.440 - Micro-Tech® "Production" torque screwdriver




NF EN ISO 6789, ISO 6789, DIN EN ISO 6789

- Class II type F (A.440 production).
- Screwdriver without vernier: this non graduated screwdriver is adjusted on a control bench.
- One-direction screwdriver, right-hand torquing.
- Female hex output for use with bits series 1 - 1/4".
- 1/4" drive on the handle for use with a ratchet handle type A.300PA.
- Supplied with adjustment key 4 mm.
- Supplied with calibration certificate and individual identification number.

	L [mm]	Torque N.m	$\Delta\Delta$ [g]
<b>A.442</b>	147	0,5 - 2,5	300
<b>A.444</b>	168	2 - 10	400

# TORQUE ACCESSORIES

## 7 TYPES OF ACCESSORY



## 3 types of end fitting:



### 1. CHOOSE YOUR WRENCH OR DRIVER

306	208	200	203
R.304DA R.306-25D J.306-50D S.306-100D R.306U J.306U	J.208-50D S.208-100D		
S.306-200D S.306-350D S.306U K.306-600D	J.208-200D S.208-340D		
K.306-1000D		K.200DB K.202DB M.200DB	
S.306-100R S.306-200R S.306-350R			R.203DA J.203DA S.203A
E.306	E.316	248	446
E.306-30D E.306-130D	E.316-30D E.316-130D	R.344DA R.248-25D J.248-50D S.248-100D	R.446-25
E.306-200D E.306-340D	E.316-200D E.316-340D	S.248-200D S.248-340D	J.446-50 S.446-100
		A.400 A.300MT	A.440 A.340MT
		A.402 A.404	A.442 A.444
		A.300MT A.301MT	A.340MT A.341MT

### 2. CHOOSE THE TYPE OF ACCESSORY

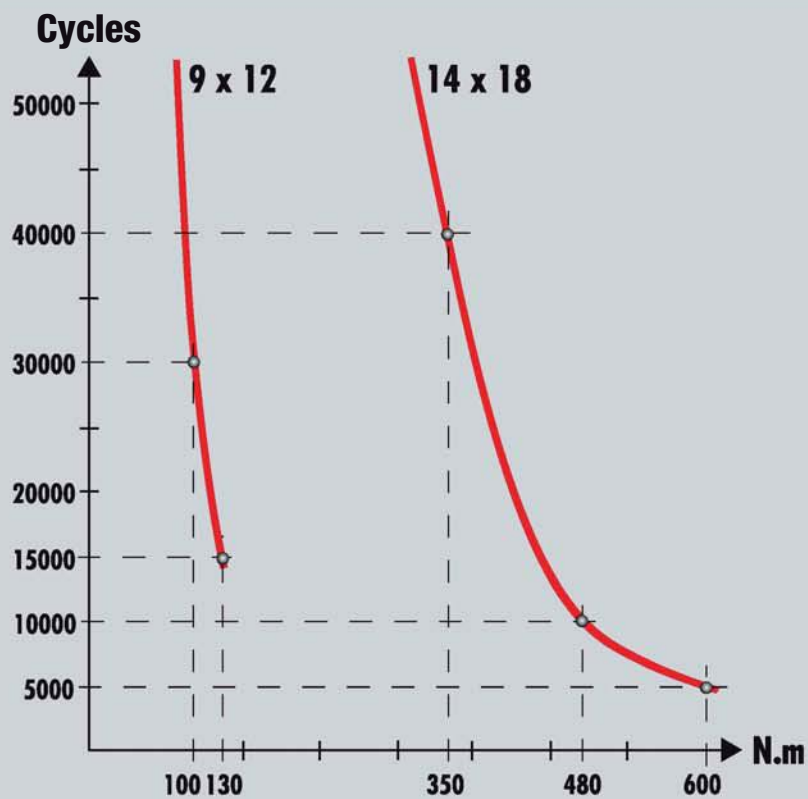
9x12	J.372 S.372	R.372 J.372V S.372V	R.373 J.373 S.373	Series 10	Series 12
14x18	S.382	S.382V K.382A	S.383 K.383	Series 11	Series 13
Ø 30		K.200DB K.202DB M.200DB	K.151A M.151		
20x7		J.152 S.152	J.203E S.203E	Series 20	
9x12	J.372 S.372	R.372 J.372V S.372V	R.373 J.373 S.373	Series 10	Series 12
14x18	S.382	S.382V K.382A	S.383 K.383	Series 11	Series 13
20 x 7		J.152 S.152	J.203E S.203E	Series 20	
Ø 1/4	ECR				
Ø 4		ECRO			

See the torque wrench and driver selection guide on p. 342

SAFETY OF END FITTINGS

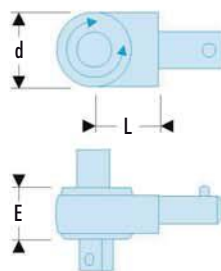
When the wrench releases, the torque accessories are subjected to severe shocks that can cause them to fail after a certain number of cycles.

- The diagram below shows the number of cycles not to be exceeded according to the applied torque. The accessory must be replaced before reaching the maximum number of cycles.



Accessories 9 x 12 mm

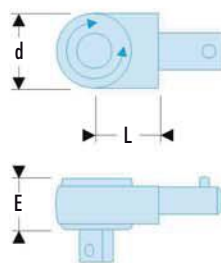
Ratchets - drive 9 x 12 mm



For use with pivot handle S.305P.

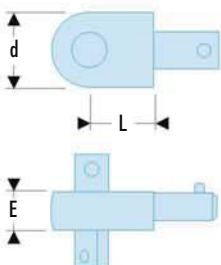
Model	Square ["]	d [mm]	E [mm]	L [mm]	ΔΔ [g]
J.372	3/8	37	26	15	155
S.372	1/2	37	26	15	165

Compact ratchets - drive 9 x 12 mm



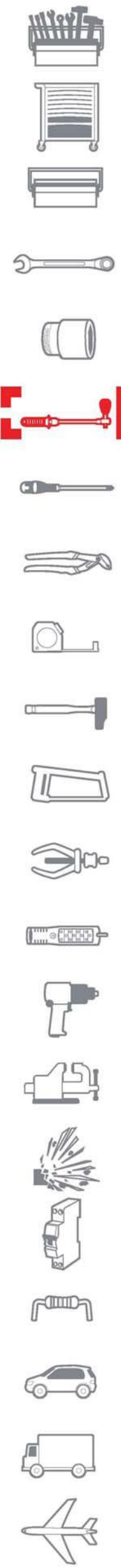
Model	Square ["]	d [mm]	E [mm]	L [mm]	ΔΔ [g]
R.372	1/4	27	19	15	70
J.372V	3/8	37	26	15	140
S.372V	1/2	37	26	15	150

Square drive - drive 9 x 12 mm

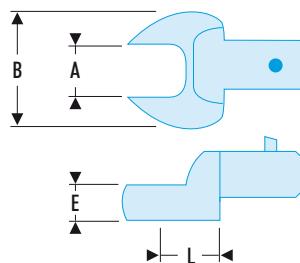


For use with pivot handle S.305P, except the R.373 model.

Model	Square ["]	d [mm]	E [mm]	L [mm]	ΔΔ [g]
R.373	1/4	23	14	15	55
J.373	3/8	26	17	15	85
S.373	1/2	26	17	15	100

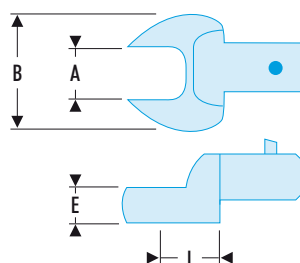


## ▣ Metric open end bits - drive 9 x 12 mm



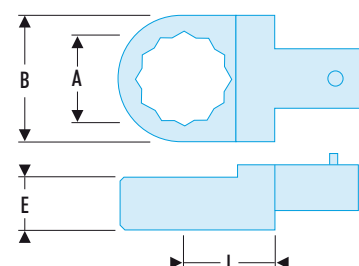

⇒	A [mm]	B [mm]	E [mm]	L [mm]	ΔΔ [g]
<b>10.7</b>	7	21,0	5	17,5	33
<b>10.8</b>	8	22,0	5	17,5	32
<b>10.9</b>	9	23,5	6	17,5	38
<b>10.10</b>	10	24,5	6	17,5	37
<b>10.11</b>	11	26,0	6	17,5	36
<b>10.12</b>	12	27,5	7	17,5	44
<b>10.13</b>	13	29,0	7	17,5	45
<b>10.14</b>	14	31,5	7	20,0	42
<b>10.15</b>	15	33,0	9	20,0	61
<b>10.16</b>	16	35,5	9	20,0	60
<b>10.17</b>	17	37,5	9	20,0	62
<b>10.18</b>	18	39,0	9	20,0	69
<b>10.19</b>	19	41,5	9	20,0	67

## ▣ Inch open end bits - drive 9 x 12 mm



⇒	A ["]	B [mm]	E [mm]	L [mm]	ΔΔ [g]
<b>10.1/4</b>	1/4	19	5	17,5	33
<b>10.5/16</b>	5/16	19	5	17,5	26
<b>10.3/8</b>	3/8	25	6	17,5	38
<b>10.7/16</b>	7/16	25	6	17,5	36
<b>10.1/2</b>	1/2	31	7	17,5	43
<b>10.9/16</b>	9/16	31	7	20,0	41
<b>10.5/8</b>	5/8	37	9	20,0	60
<b>10.11/16</b>	11/16	37	9	20,0	59
<b>10.3/4</b>	3/4	40	9	20,0	69

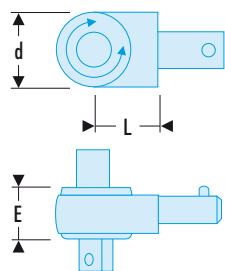
## ▣ Polygon drives - drive 9 x 12 mm



⇒	A [mm]	B [mm]	E [mm]	L [mm]	ΔΔ [g]
<b>12.7</b>	7	20	7,9	17,5	33
<b>12.8</b>	8	20	7,9	17,5	33
<b>12.9</b>	9	20	7,9	17,5	32
<b>12.10</b>	10	20	7,9	17,5	36
<b>12.11</b>	11	20	7,9	17,5	34
<b>12.12</b>	12	20	12,1	17,5	41
<b>12.13</b>	13	20	12,1	17,5	40
<b>12.14</b>	14	23,5	12,1	17,5	49
<b>12.15</b>	15	24,5	12,1	17,5	46
<b>12.16</b>	16	26,5	12,9	17,5	54
<b>12.17</b>	17	27,5	13,1	17,5	50
<b>12.18</b>	18	30	13,1	17,5	57
<b>12.19</b>	19	31	13,1	17,5	67

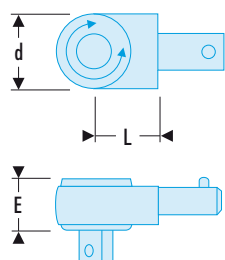

Accessories 14 x 18 mm

**S.382** Ratchet - drive 14 x 18 mm



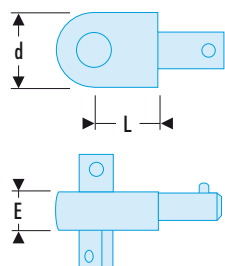
- For use with swivel handle S.305P.
- Square: 1/2".
- Weight: 300 g.

**Compact ratchets** - drive 14 x 18 mm



	Square ["]	d [mm]	E [mm]	L [mm]	ΔΔ [g]
<b>S.382V</b>	1/2	41	26	27	285
<b>K.382A</b>	3/4	69	35	27	870

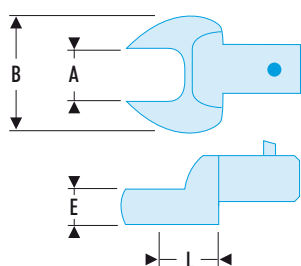

**Square drive** - drive 14 x 18 mm



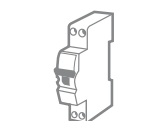
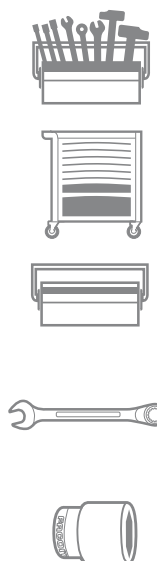
- For use with pivot handle S.305P, except the K.383 model.

	Square ["]	d [mm]	E [mm]	L [mm]	ΔΔ [g]
<b>S.383</b>	1/2	32	22	27	160
<b>K.383</b>	3/4	38	22	27	340

**Metric open end bits** - drive 14 x 18 mm

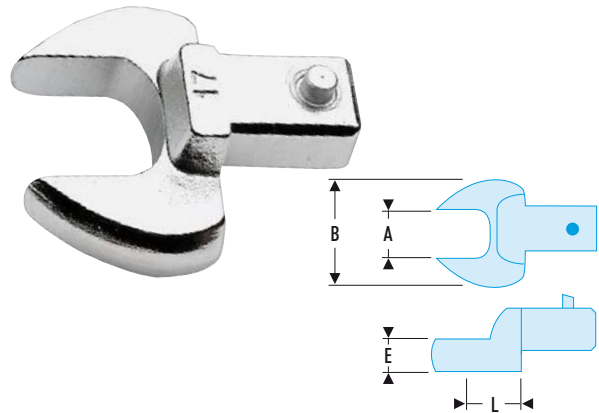


	A [mm]	B [mm]	E [mm]	L [mm]	ΔΔ [g]
<b>11.13</b>	13	34	8	25,0	114
<b>11.14</b>	14	34	8	25,0	113
<b>11.15</b>	15	34	8	25,0	111
<b>11.16</b>	16	39	10	25,0	140
<b>11.17</b>	17	39	12	25,0	134
<b>11.18</b>	18	39	12	25,0	136
<b>11.19</b>	19	45	12	25,0	140
<b>11.21</b>	21	45	12	25,0	157
<b>11.22</b>	22	52	14	25,0	161
<b>11.23</b>	23	52	14	25,0	172
<b>11.24</b>	24	52	14	25,0	165
<b>11.27</b>	27	59	16	32,5	222
<b>11.30</b>	30	64	18	32,5	277
<b>11.32</b>	32	64	18	32,5	269



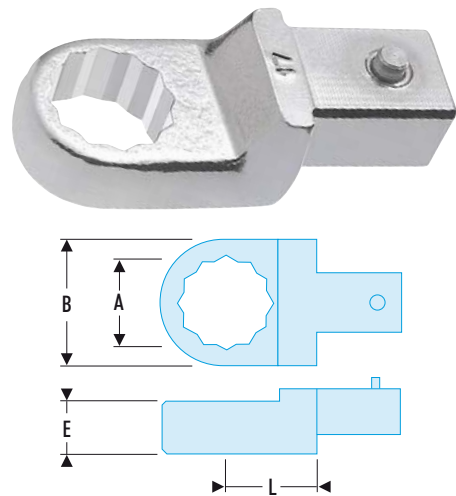
# Accessories

## ▣ Inch open end bits - drive 14 x 18 mm



⇒	A ["]	B [mm]	L [mm]	ΔΔ [g]
<b>11.1/2</b>	1/2	34	25,0	114
<b>11.9/16</b>	9/16	34	25,0	111
<b>11.5/8</b>	5/8	39	25,0	140
<b>11.11/16</b>	11/16	39	25,0	137
<b>11.3/4</b>	3/4	45	25,0	156
<b>11.13/16</b>	13/16	45	25,0	152
<b>11.7/8</b>	7/8	52	25,0	172
<b>11.15/16</b>	15/16	52	25,0	167
<b>11.1'1/4</b>	1'1/4	59	32,5	266
<b>11.1'1/16</b>	1'1/16	64	32,5	221

## ▣ Polygon drives - drive 14 x 18 mm



⇒	A [mm]	d [mm]	E [mm]	L [mm]	ΔΔ [g]
<b>13.13</b>	13	30,0	11	25	113
<b>13.14</b>	14	30,0	11	25	109
<b>13.15</b>	15	30,0	11	25	107
<b>13.16</b>	16	30,0	11	25	127
<b>13.17</b>	17	30,0	12	25	123
<b>13.18</b>	18	30,0	12	25	118
<b>13.19</b>	19	31,0	12	25	141
<b>13.21</b>	21	33,0	12	25	133
<b>13.22</b>	22	35,0	14	25	153
<b>13.23</b>	23	38,0	14	25	157
<b>13.24</b>	24	38,0	14	25	143
<b>13.27</b>	27	41,5	16	31	183
<b>13.30</b>	30	45,0	18	31	223
<b>13.32</b>	32	47,5	18	31	209
<b>13.34</b>	34	51,0	11	31	212
<b>13.36</b>	36	53,0	19	31	193

## Accessories 20 x 7 mm

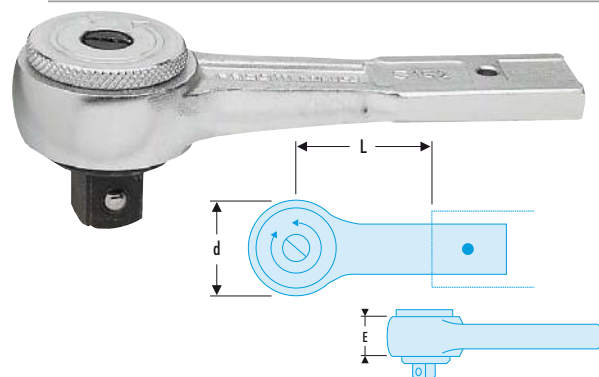
### ▣ Swivel handles - drive 20 x 7 mm



- Allows to maintain the wrench parallel with the tightening plane and contribute to tightening accuracy.
- Used with square bits Ref J.203E - S.203E and torque wrench ref. R.203 DA.

⇒	d [mm]	L [mm]	Wrench	ΔΔ [g]
<b>R.200P</b>	22	45	R.203DA	20
<b>S.200P</b>	36	55	J.203E - S.203E	55


### ▣ Ratchets - drive 20 x 7 mm



- 5° increment.
- For use on torque wrenches ref. J.203DA - S.203DA - S.306-100R - S.306-200R - S.306-350R.

⇒	Square ["]	d [mm]	E [mm]	L [mm]	Wrench	ΔΔ [g]
<b>J.152</b>	3/8	38	25	55	J.203DA	274
<b>S.152</b>	1/2	38	25	55	S.203DA - S.306-100R - S.306-350R - S.306-200R	275

### ▣ Square drive - drive 20 x 7 mm



- For use on torque wrenches ref. J.203DA - S.203DA - S.306-100R - S.306-200R - S.306-350R.

⇒	Square ["]	d [mm]	E [mm]	L [mm]	ΔΔ [g]
<b>J.203E</b>	3/8	25	11	56	140
<b>S.203E</b>	1/2	25	11	56	150

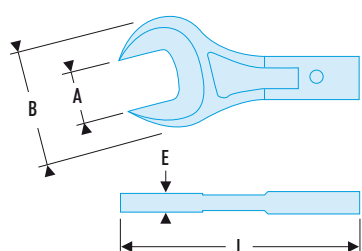
### Adapters - drive 20 x 7 mm



- For use with:
  - bits 9 x 12 mm on wrenches max capacity 100 N.m.
  - bits 14 x 18 mm on wrenches max capacity 600 N.m.

Code	Attachment	ΔΔ [g]
<b>J.274</b>	9 x 12	135
<b>S.284</b>	14 x 18	145

### Open end bits - drive 20 x 7 mm



- For use on torque wrenches series 203, 306R and 446.

Code	A [mm]	B [mm]	E [mm]	L [mm]	ΔΔ [g]
<b>20.10</b>	10	24	6,0	105	60
<b>20.11</b>	11	24	6,0	105	60
<b>20.12</b>	12	29	6,0	106	60
<b>20.13</b>	13	29	6,0	106	60
<b>20.14</b>	14	29	6,0	106	65
<b>20.15</b>	15	40	7,5	109	105
<b>20.16</b>	16	40	7,5	109	105
<b>20.17</b>	17	40	7,5	109	105
<b>20.18</b>	18	40	7,5	109	100
<b>20.19</b>	19	40	7,5	109	100
<b>20.21</b>	21	53	8,0	112	145
<b>20.22</b>	22	53	8,0	112	145
<b>20.23</b>	23	53	8,0	112	145
<b>20.24</b>	24	53	8,0	112	140
<b>20.26</b>	26	53	8,0	112	130
<b>20.27</b>	27	66	9,0	115	185
<b>20.28</b>	28	66	9,0	115	185
<b>20.29</b>	29	66	9,0	115	185
<b>20.30</b>	30	66	9,0	115	185
<b>20.32</b>	32	66	9,0	115	180
<b>20.35</b>	35	74	10,0	118	220
<b>20.36</b>	36	74	10,0	118	220

### Special accessories

#### S.305P Swivel handle



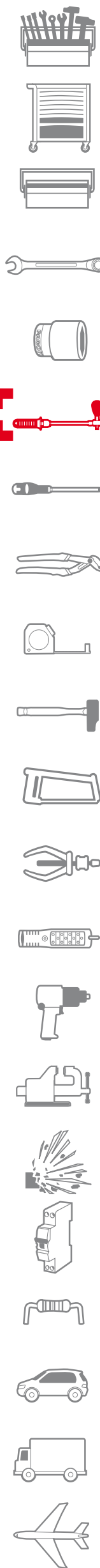
- Allows to maintain the wrench parallel with the tightening plane.
- Use with 3/8" and 1/2" ratchets and drive squares.
- Max diam. size: 45 mm.
- Length: 66 mm.
- Weight: 110 g.

#### 3/8" 12-point Crowfoot flare bit



- Thin wall 12-point high head.
- Built to aeronautical specifications.
- Drive square: 3/8".
- Dimensions: 5/8" --> 1 1/16".
- Finish: chromed.

Code	A ["]	B [mm]	C [mm]	E [mm]	L [mm]	L1 [mm]	ΔΔ [g]
<b>4920FL</b>	5/8	18,3	24,2	24,2	19,05	11,20	40
<b>4922FL</b>	11/16	18,3	26,3	26,3	20,20	12,50	44
<b>4924FL</b>	3/4	18,3	29,2	29,2	21,40	14,00	53
<b>4926FL</b>	13/16	18,9	31,1	31,1	22,60	15,40	56
<b>4928FL</b>	7/8	19,3	33,8	33,8	25,00	16,70	67
<b>4930FL</b>	15/16	19,0	35,9	35,9	24,20	17,30	68
<b>4932FL</b>	1	19,8	37,7	37,7	26,20	19,00	77
<b>4934FL</b>	1-1/16	20,0	39,5	39,5	27,00	18,10	84





## PROTRACTOR ATTACHMENTS

### DESIGNED FOR CYLINDER-HEADS

FACOM offers a complete range of specially designed tools

#### Maximum visibility

- Choice of tapered drum with reverse laser marking. (DMP.360, DM.360L, D.360L) or flat drum with normal marking. (DM.360, DM.370) Set the drum to the value recommended by the manufacturer and stop at zero.

#### Easier to attach

- Wide range of drum-locking accessories: Clamp, magnet, 3 limit stops (24, 45 and 65 mm).

#### Compliance with manufacturers' recommendations

- It is essential to apply the manufacturers' recommended cylinder head torques.
- Tightening to the correct torque with a suitable torque wrench.
- Correct torquing sequence and turn angle.




### DM - Angular tightening wrenches



- Flat drum with top reading.
- Drum positioning on the value recommended by the manufacturer, then tightening to zero.
- Graduations: 2°.
- Male and female square drive.
- Fixed point by flexible with magnet.


DM	Square ["]	d [mm]	L [mm]	ΔΔ [g]
DM.360	1/2	63	410	350
DM.370	3/4	73	430	550

### D.360L Lateral reading angular tightening wrench



- Lateral reading tapered drum for maximum legibility.
- Double presetting index (red line). For tightening, just align the marks.
- Accuracy: 2°.
- Square 1/2".
- Supplied with stops of 24 - 45 - 65 mm.
- Weight: 414 g.

### DM.360L Lateral reading angular tightening wrench with flexible arm and magnet



- Lateral reading tapered drum for maximum legibility.
- Double presetting index (red line). For tightening, just align the marks.
- Accuracy: 2°.
- Square 1/2".
- Supplied with 1 flexible and 1 magnet.
- Weight: 500 g.

### DMP.360L Angular tightening set



- Including:
  - 1 lateral reading angular tightening wrench (D.360L).
  - 3 stops, length 24 - 45 - 65 mm.
  - 1 flexible.
  - 1 pair of pliers.
  - 1 magnet.
- Supplied in a plastic case, dim. (L. x W. x H.): 375 x 180 x 145 mm.
- Weight: 550 g.

NEW

TORQUE CONTROLLER

EASY TORQUE CONTROL FOR ALL!

Simple and fast

- Easy to use device with minimum settings to avoid errors.
- For testing wrenches before use.

Wide torque range

- 3 devices covering a wide torque range from 2 to 1000 Nm.

Safe

- No risk of bad reading by the operator: limit value and tolerance can be preset, indication by orange, green, red LED.
- RS232 output for traceability.



E.2000 - Torque controllers



- Accuracy:  $\pm 1\%$ ,  $\pm 1$  digit.
- Measuring unit: N.m, lbf.ft, lbf.in.
- Measuring mode: monitor, edge and peak.
- Possible presetting of a limit value and tolerance with orange, green, red LED indicator.
- RS232 PC link.
- Dimensions (L. x W. x H.): 150 x 150 x 90 mm.
- Supplied with a calibration certificate.

FACOM	Capacity [N.m]	Square ["]	Square	$\Delta\Delta$ [kg]
E.2000-50	2 - 50	3/8"	-	2,60
E.2000-350	10 - 350	1/2"	-	2,60
E.2000-1000	100 - 1000	-	27	4,60

# IDEMCO

**W : [www.idemcosb.com.my](http://www.idemcosb.com.my)**  
**E : [idemco@idemcosb.com.my](mailto:idemco@idemcosb.com.my)**  
**T : +6 03-7781 7973**