

志發

CHEE FATT

CONTENTS

COMPO-CAST® HAMMERS	712-713
SOFT FACE HAMMERS	714-715
BALL PEIN HAMMERS	716-717
HARD FACE HAMMERS	718-719
PUNCH & CHISEL	
COMBINATION SETS	722
COLD CHISELS & SETS	723-725
CHISELS & HOLDER	725
PUNCHES & SETS	726-731
BRASS CHISELS & PUNCHES	732-733
PRY BARS	734-736
PICKS	737
CARBON SCRAPERS	738

STRIKING, PRYING & SCRAPING

PROTO®



HAMMERS & CHISELS

S2 STEEL

Specifically designed for tools that take a repetitive pounding, S2 steel is a shock-resistant steel alloy that remains flexible even in a hardened condition in both low and high temperatures.


Chisels and punches made from S2 steel maintain their edges and resist bending or twisting from high impact use when compared to tools made from lower grade steels.

PIN & DRIFT PUNCHES (Pg. 726)

PUNCHES (Pg. 731)

BRASS CHISELS & PUNCHES (Pg. 732)

CHISELS (Pg. 723)



PRY BARS
(Pg. 734)



PICKS
(Pg. 737)



SCRAPERS
(Pg. 738)



**ANTI-VIBE®
BALL PEIN HAMMERS**
(Pg. 716)



**SOFT FACE HAMMER WITH
REMOVABLE TIPS.**

**UP TO 7 DIFFERENT HARDNESSES
4 DIFFERENT SIZES.**

(Pg. 715)



**DUAL-FACED
COMPO-CAST® HAMMERS**
(Pg. 713)



BRASS HAMMERS (Pg. 719)



**SLEDGE HAMMERS -
DOUBLE FACED**
(Pg. 719)



**CROSS PEIN
HAMMERS**
(Pg. 718)



**RUBBER
MALLET**
(Pg. 718)



**TWO FACED
HAMMERS**
(Pg. 718)



**SOFT FACE
HAMMERS**
(Pg. 714)



DEAD BLOW COMPO-CAST® COMBO FACE HAMMERS

- › Top welded handle-to-head assembly adds extra durability and safety.
- › Hot urethane Uni-Cast construction outlasts all other soft face striking tools. Urethane composition provides shape-retaining faces even after repeated striking on hard surfaces and sharp edges.
- › Handle is reinforced with solid steel shaft for greater strength safety.
- › Top of head molded with a flat surface.
- › Dual head design (Standard Dead Blow and Slim-line heads).
- › Comfortable dual molded grip.



Top of head molded with flat surface.



Dual head design (standard dead blow and slim-line heads).



Double flange butt handle.



Product #	Head Weight (oz)	Face Dia. (in) (D)	Head Length (in) (H)	Overall Length (in) (L)	Weight (lbs)
J57-530	15	1" x 1-1/4"	3-3/4	10-2/5	0.90
J57-531	21	1-1/4" x 1-35/64"	4-1/2	11-13/20	1.40
J57-532	28	1-11/32" x 1-45/64"	5-7/50	13-1/4	1.80
J57-533	48	1-45/64" x 2-3/32"	5-4/5	14-1/4	2.95
J57-534	56	1-61/64" x 2-13/32"	6-1/5	15-19/20	3.70

ASME B107.54 



DUAL-FACE COMPO-CAST® HAMMERS

- ▶ Top welded handle-to-head assembly helps add extra durability and safety.
- ▶ Hot urethane Uni-Cast construction outlasts all other soft face striking tools. Urethane composition helps provide shape-retaining faces even after repeated striking on hard surfaces and sharp edges.
- ▶ Handle is reinforced with solid steel shaft for strength and safety.
- ▶ Top of head molded with a flat surface, leaving handle out of dirt and grime.
- ▶ Comfortable dual molded grip.
- ▶ Available in Brass & Steel with an opposing Standard Dead Blow Face.



COMPO-CAST® HAMMERS

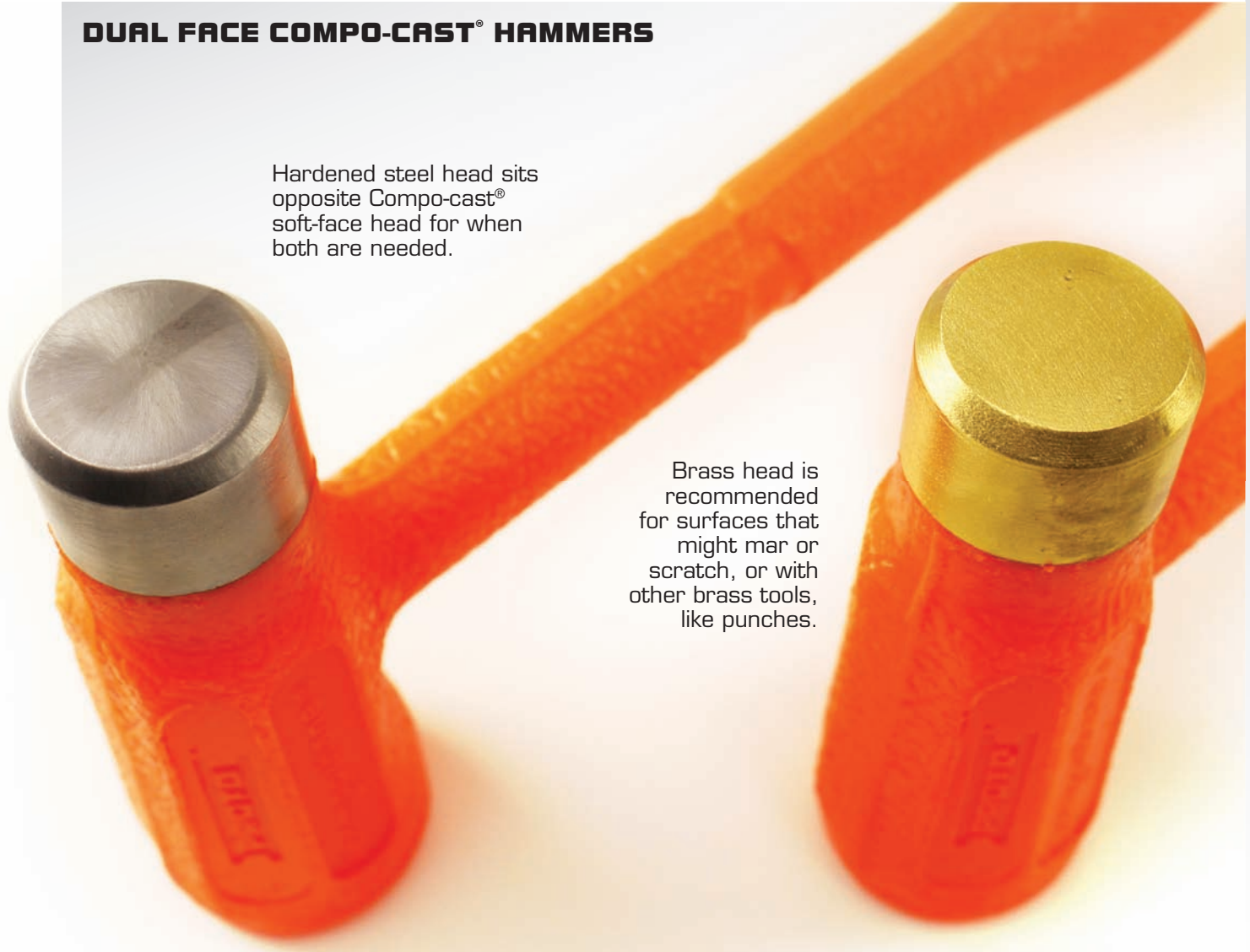
Product #	Tip Finish	Head Weight (oz)	Face Dia. (in) (D)	Head Length (in) (H)	Overall Length (in) (L)	Weight (lbs)
J24DFB	Brass	24	1-1/4 x 1-45/64	4-5/16	13	1.75
J24DFS	Steel	24	1-1/4 x 1-45/64	4-5/16	13	1.81



DUAL FACE COMPO-CAST® HAMMERS

Hardened steel head sits opposite Compo-cast® soft-face head for when both are needed.

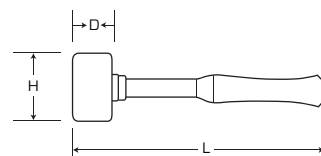

Brass head is recommended for surfaces that might mar or scratch, or with other brass tools, like punches.



SOFT FACE HAMMER - MEDIUM/TOUGH TIPS

- ▶ Two mar-resistant plastic tips, one medium, and one tough.
- ▶ Tips are screw-on and replaced easily.
- ▶ Fiberglass handle with ergonomic, non-slip grip.

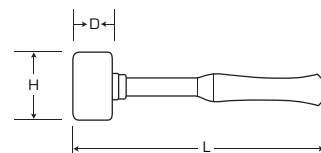
Product #	Face Dia. (in) (D)	Head Length (in) (H)	Overall Length (in) (L)	Weight (lbs)
J1360	1-3/16	2-3/4	13-21/64	0.81
J1362	1-11/32	2-3/16	13-15/32	1.05
J1364	1-11/16	4-11/16	14-53/64	2.06

ASME B107.54 

SOFT FACE HAMMER TIPS


- ▶ Tips screw on.
- ▶ Easy to replace.

Product #	Hardness	For Use On	Weight (lbs)
J1360M	Medium	J1360	0.04
J1360T	Tough	J1360	0.04
J1384M	Medium	J1362	0.05
J1384T	Tough	J1362	0.05
J1364M	Medium	J1364	0.10
J1364T	Tough	J1364	0.10


Compatible with: J1360, J1362, J1364 

SOFT FACE HAMMER - MEDIUM/HARD TIPS

- ▶ Each hammer comes with one medium and one hard tip installed.
- ▶ Fiberglass handle with ergonomic, non-slip grip.



Product #	Face Dia. (in) (D)	Head Length (in) (H)	Tip Series	Overall Length (in) (L)	Weight (lbs)
JSF105HM	1	2	SF10 Series Tips	13	0.60
JSF150HM	1-1/2	2-3/8	SF15 Series Tips	13-1/2	0.79
JSF200HM	2	2-1/2	SF20 Series Tips	14	1.43
JSF205HM	2	2-1/2	SF20 Series Tips	14	2.06

ASME B107.54 



SOFT FACE HAMMER - WITHOUT TIPS

- › Fiberglass handle with ergonomic, non-slip grip.



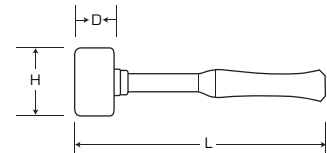
SOFT FACE HAMMERS

Product #	Face Dia. (in) (D)	Head Length (in) (H)	Tip Series	Overall Length (in) (L)	Weight
JSF100	1	2	SF10 Series Tips	12	6 oz
JSF105	1	2	SF10 Series Tips	12	9 oz
JSF150	1-1/2	2-3/8	SF15 Series Tips	13-1/2	1.00 lb
JSF155	1-1/2	2-3/8	SF15 Series Tips	13-1/2	1.25 lbs
JSF200	2	2-1/2	SF20 Series Tips	15	1.50 lbs
JSF205	2	2-1/2	SF20 Series Tips	15	2.25 lbs
JSF250	2-1/2	3-1/4	SF25 Series Tips	16-1/2	2.50 lbs



SURFACE PROTECTIVE TIPS

- › Proto® threaded tips are available in seven different hardnesses for each size tip, from super soft to extra hard. They fit universal hammers and offer the following features:
- › Resistant to oil, gasoline, and common industrial chemicals.
- › Helps eliminate sting, vibration, and rebound.
- › Non-combustible.
- › Color coded for degree of hardness for easy identification.



Product #	Face Dia. (in)	Hardness	Color	Weight (lbs)
JSF10S	1	Soft	Brown	0.05
JSF10M	1	Medium	Red	0.09
JSF10T	1	Tough	Green	0.05
JSF10MH	1	Medium Hard	Cream	0.05
JSF10H	1	Hard	Black	0.04
JSF10XH	1	Extra Hard	Yellow	0.04
JSF15SS	1-1/2	Super Soft	Grey	0.09
JSF15S	1-1/2	Soft	Brown	0.10
JSF15M	1-1/2	Medium	Red	0.10
JSF15T	1-1/2	Tough	Green	0.10
JSF15MH	1-1/2	Medium Hard	Cream	0.08
JSF15H	1-1/2	Hard	Black	0.09
JSF15XH	1-1/2	Extra Hard	Yellow	0.80
JSF20S	2	Soft	Brown	0.20
JSF20M	2	Medium	Red	0.21
JSF20T	2	Tough	Green	0.22
JSF20MH	2	Medium Hard	Cream	0.20
JSF20H	2	Hard	Black	0.23
JSF20XH	2	Extra Hard	Yellow	0.20
JSF25M	2-1/2	Medium	Red	0.42
JSF25T	2-1/2	Tough	Green	0.38
JSF25MH	2-1/2	Medium Hard	Cream	0.39
JSF25H	2-1/2	Hard	Black	0.36
JSF25XH	2-1/2	Extra Hard	Yellow	0.37

Compatible with JSF Series of hammers



Anti-Vibe® handle with slip-resistant grip.

Flat surface to stand hammer.

Available in 8 head weights.



4 PIECE ANTI-VIBE® BALL PEIN HAMMER SET

Product #: **J1304AVPS**

Contents	Description	Head Weight (oz)	Weight (lbs)
J1308AVP	Hammer, Ball Pein, Anti-Vibe® 8	8	1.20
J1312AVP	Hammer, Ball Pein, Anti-Vibe® 12	12	1.50
J1316AVP	Hammer, Ball Pein, Anti-Vibe® 16	16	1.95
J1324AVP	Hammer, Ball Pein, Anti-Vibe® 24	24	2.50

Weight (lbs): 7.60



3 PIECE ANTI-VIBE® BALL PEIN HAMMER SET

Product #: **J1303AVPS**

Contents	Description	Head Weight (oz)	Weight (lbs)
J1332AVP	Hammer, Ball Pein, Anti-Vibe® 32	32	3.25
J1340AVP	Hammer, Ball Pein, Anti-Vibe® 40	40	4.25
J1348AVP	Hammer, Ball Pein, Anti-Vibe® 48	48	5.10

Weight (lbs): 13.10





ANTI-VIBE® BALL PEIN HAMMERS

- ▶ Patented Anti-Vibe® technology delivers greater vibration dampening effect than traditional one-piece steel hammer.
- ▶ Molded, textured rubber grip provides a slip-resistant grip and increased control.
- ▶ Rim tempered striking surface adds extra durability and safety.



Product #	Head Weight (oz)	Head Length (in) (H)	Overall Length (in) (L)	Weight (lbs)
J1304AVP	4	2-15/32	10	0.90
J1308AVP	8	3-1/8	11	1.20
J1312AVP	12	3-31/64	12-1/8	1.50
J1316AVP	16	3-59/64	12-7/8	1.95
J1324AVP	24	4-21/64	13-25/32	2.50
J1332AVP	32	4-39/64	14-3/4	3.25
J1340AVP	40	5-25/64	15-15/64	4.25
J1348AVP	48	5-47/64	15-3/4	5.10

BALL PEIN HAMMERS - INDUSTRIAL WOOD HANDLE

- ▶ Tough drop-forged head with Rim-Tempered™ hardened face and pein.
- ▶ Face, chamfer, cheeks and pein are polished and have a protective coating of clear lacquer.
- ▶ Hardwood handles have contoured shape with red lacquer grip.



Product #	Head Weight (oz)	Overall Length (in) (L)	Weight (lbs)
J1304PD	4	11	0.45
J1308PD	8	12	0.83
J1312PD	12	13	1.14
J1316PD	16	14-1/2	1.45
J1324PD	24	15	2.00
J1332PD	32	15-7/8	2.42
J1340PD	40	16-3/8	2.84

ASME B107.53M

BALL PEIN HAMMERS - INDUSTRIAL FIBERGLASS HANDLE

- ▶ Well-balanced professional hammer with hardened drop-forged head bonded to strong, lightweight fiberglass handle. Exclusive Rim-Tempered™ process minimizes chipping from off-center strikes.
- ▶ Molded jacket over the fiberglass handle provides maximum overstrike protection.




Product #	Head Weight (oz)	Overall Length (in) (L)	Weight (lbs)
J1312PGD	12	13	1.31
J1316PGD	16	13	1.54
J1324PGD	24	14-3/16	2.18
J1332PGD	32	15-1/4	2.62

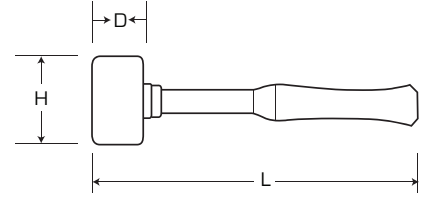
ASME B107.53M

RUBBER MALLET

- › Soft but tough, flake-resistant Neoprene head prevents damage.
- › Hickory handle.

Product #	Face Dia. (in) (D)	Head Length (in) (H)	Overall Length (in) (L)	Weight (lbs)
J1368	2-1/4	4	13-1/2	1.43


ASME B107.54 



TWO-WAY HAMMER

- › Has a combined forged steel and replaceable rubber head.
- › Hickory handle.



Product #	Face Dia. (in) (D)	Head Length (in) (H)	Overall Length (in) (L)	Weight (lbs)	Replacement Tip
J1448A	2-1/16 x 1-1/2	5-1/2	16	2.50	J1448A-TIP 

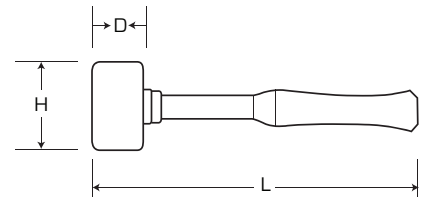
DEAD BLOW HAMMERS

- › Spark-resistant for safe use near combustible materials.
- › Head contains steel shot to help prevent rebound and vibration.
- › Fiberglass handle.



Product #	Head Weight (lbs)	Face Dia. (in) (D)	Head Length (in) (H)	Overall Length (in) (L)	Weight (lbs)
J1429DB	1	1-5/8	4	11-59/64	1.25
J1430DB	2	2	4-3/8	12-11/16	1.65
J1432DB	3	2-1/2	4-5/8	14	2.60
J1431DB	4	2-7/8	5	14-9/64	3.09

ASME B107.54 




CROSS PEIN HAMMERS

- › For use with unhardened metals.
- › Pein is designed for shaping and bending metals.
- › Strong fiberglass handle with slip-resistant cushion grip.



Product #	Head Weight (lbs)	Face Dia. (in) (D)	Head Length (in) (H)	Overall Length (in) (L)	Weight (lbs)
J1441G	4	1-15/16	5-35/64	15-15/16	4.45

ASME B107.54M 



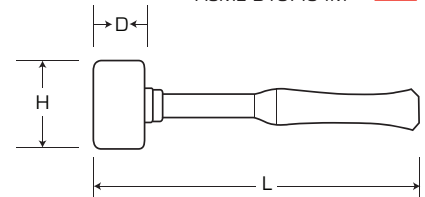
HAND DRILLING HAMMERS

- Well-balanced, drop-forged steel head with a hardened face.
- Designed for use with chisels, punches, star drills, and hardened nails.
- Fiberglass handle with ergonomic, non-slip grip.



Product #	Head Weight (lbs)	Face Dia. (in) (D)	Head Length (in) (H)	Overall Length (in) (L)	Weight (lbs)
J1442G	2	1-3/8	4-1/8	11-3/8	2.72
J1443G	3	1-5/8	4-3/8	11-5/8	3.70
J1444G	4	1-15/16	4-3/4	11-15/16	4.32

ASME B107.54M



SLEDGE HAMMERS - DOUBLE FACED

- Designed for striking metal, concrete, and stone.
- Strong fiberglass handle with slip-resistant cushion grip.



Product #	Head Weight (lbs)	Face Dia. (in) (D)	Head Length (in) (H)	Overall Length (in) (L)	Weight (lbs)
J1433G	2.5	1-11/16	3	15-11/16	3.28
J1434G	3	1-7/8	4-1/2	15-7/8	3.94
J1435G	4	2	5	16	4.84
J1436G	6	2-1/4	5-3/4	34-1/4	8.05
J1437G	8	2-3/8	6-1/2	34-3/8	10.14
J1438G	10	2-1/2	7-1/2	34-1/2	12.36
J1439G	12	2-3/4	7-3/8	34-3/4	14.50

ASME B107.54M

3 PIECE BRASS HAMMER SET

Product #: J14300S

Contents	Description	Head Weight (lbs)	Weight (lbs)
J1430G	Hammer, Brass 1.5 lbs	1.5	2.09
J1431G	Hammer, Brass 3.8 lbs	3.8	3.45
J1432G	Hammer, Brass 2.6 lbs	2.6	4.38

Weight (lbs): 9.92



BRASS HAMMERS

- Mar-resistant soft brass head helps absorb impact and helps reduce work damage.
- Spark-resistant for safe use near combustible materials.
- Fiberglass handle with ergonomic, non-slip grip.

PROP 65 WARNING: Handling the brass material on this product exposes you to lead, a chemical known to the State of California to cause cancer and birth defects or other reproductive harm. Wash hands after use.



Product #	Head Weight (lbs)	Face Dia. (in) (D)	Head Length (in) (H)	Overall Length (in) (L)	Weight (lbs)
J1430G	1.5	1-1/2	3-1/2	13-1/2	2.09
J1432G	2.6	1-3/4	3-1/2	13-3/4	3.45
J1431G	3.8	2	3-5/8	14-3/4	4.38



GUIDE TO CHISELS AND PUNCHES



COLD CHISEL

Precision cutting tool for metals and other material. The chisel is tempered on the cutting edge for extra hardness and long life, but softer on the striking end to handle blows better. The striking end is also tapered to resist mushrooming, and the barrel is hexagonal so it won't roll away when set down.



SUPER DUTY COLD CHISEL

Larger and stronger than the standard cold chisel. The blades are wider, the striking end is reinforced to handle greater blows, and the barrel is thicker. The barrel is also knurled for a better grip by finger or tool.



CAPE CHISEL

Cuts paths into metal, especially deep grooves and square-bottomed channels. The cutting edge is wider than the body of the blade so the chisel won't bind as the cut gets deeper. They have the ability to concentrate a lot of cutting force into a very small area, and it is more precise than a cold chisel.



DIAMOND POINT CHISEL

Cutting edge ground to a fine point. Cold Chisels are ground on both sides for an even edge, but Diamond Points are ground on one side to cut a point, not an edge. They are better at grooving and cleaning than cutting.



BRASS COLD CHISELS

BRASS DRIFT PUNCHES

BRASS SOLID PUNCHES

BRASS LINE-UP PUNCHES

BRASS PIN PUNCHES

GENTLE AND SPARK-RESISTANT

Brass is a softer metal, so brass punches are preferred if the part will shatter if struck with steel, or when marring or scratching is an issue.



PUNCHES THAT DENT

These punches create an impression in order to center a drill or to mark out patterns from design sheet or a prior piece to blank metal. They can also be used to break small objects free.

CENTER PUNCHES create a broad dent.



STARTING PUNCHES have no points.

PRICK PUNCHES create a fine dot.



PUNCHES THAT TAP

Slender straight shanks and a flat tip allow these punches to drive pins in or out. A Starting Punch will break the pin free, then the Drive Pin Punch removes the pin from the hole. Always use a Roll Pin Punch to remove roll pins and prevent deformation.

ROLL PIN PUNCHES have a bead at the tip.

DRIVE PIN PUNCHES have a flat tip.

SUPER-DUTY LONG DRIVE PIN PUNCHES are used on larger pins that require more force.



PUNCHES THAT ALIGN

Imagine two metal sheets with drill holes that don't align correctly. Drift Punches thread through the holes to correct their drift. Don't use Drift Punches like a real punch; they are not designed for impact.

DRIFT PUNCHES have long slender tapers.

LONG ALIGNING PUNCHES are extra long and heavy.

PUNCH & CHISEL COMBINATION SETS

- ▶ Made from S2 steel and specially heat-treated for greater strength and durability.
- ▶ Modified parabolic striking end to help reduce mushrooming and chipping.
- ▶ Black oxide finish to help prevent rust corrosion; extending tool life and performance.
- ▶ A polished identification panel on one of the flats is marked with the tool number and size in a black inlay.
- ▶ Set offers a wide range of sizes to handle a variety of jobs.
- ▶ Includes a pouch for convenient storage solution.

J46S2



Contents	Description	J46S2	J2S2	J3S2	Tip Width (in) (A)	Shank Width (in) (B)	Overall Length (in) (L)
		26 Piece	12 Piece	5 Piece			
J725/16S2	Chisel, Cape 7/32"		•		5/16	5/16	5-1/8
J765/16S2	Chisel, Diamond Point 3/16"		•		3/16	5/16	5
J86A3/16S2	Chisel, Cold 1/4"	•			1/4	3/16	4-7/8
J86A5/16S2	Chisel, Cold 3/8"	•			3/8	5/16	5-3/8
J86A1/4S2	Chisel, Cold 5/16"	•	•		5/16	1/4	5-1/8
J86A3/8S2	Chisel, Cold 7/16"		•		7/16	3/8	5-9/16
J86A7/16S2	Chisel, Cold 1/2"	•	•		1/2	7/16	6
J86A1/2S2	Chisel, Cold 5/8"	•		•	5/8	1/2	6-3/4
J86A5/8S2	Chisel, Cold 3/4"	•			3/4	5/8	6-7/8
J86A3/4X8S2	Chisel, Cold 7/8"	•			7/8	3/4	8
J86A7/8X8S2	Chisel, Cold 1"	•			1	7/8	8
J86A1X8S2	Chisel, Cold 1-3/16"	•			1-3/16	1	8-1/4
J413/8S2	Punch, Center 3/8"	•	•	•	-	3/8	4-7/8
J411/2S2	Punch, Center 1/2"	•			-	1/2	5-5/8
J445/16S2	Punch, Prick 5/16"	•			-	5/16	5
J471/4X3/32	Punch, Pin 3/32"	•	•		3/32	1/4	4-3/4
J475/16X1/8	Punch, Pin 1/8"	•	•	•	1/8	5/16	5-3/16
J475/16X5/32	Punch, Pin 5/32"	•			5/32	5/16	5-9/16
J473/8X3/16	Punch, Pin 3/16"	•	•	•	3/16	3/8	5-7/8
J477/16X7/32	Punch, Pin 7/32"	•			7/32	3/8	6-3/8
J471/2X1/4	Punch, Pin 1/4"	•			1/4	3/8	6-3/4
J503/16S2	Punch, Starting 1/16"		•		1/16	1/4	4-1/8
J501/4S2	Punch, Starting 3/32"	•			3/32	1/4	5
J505/16S2	Punch, Starting 1/8"	•	•	•	1/8	5/16	5-1/8
J503/8S2	Punch, Starting 3/16"	•	•		3/16	3/8	5-5/8
J507/16S2	Punch, Starting 7/32"	•			7/32	7/16	6
J501/2S2	Punch, Starting 1/4"	•			1/4	1/2	6-1/2
J965/16S2	Punch, Drift 1/8"	•			1/8	5/16	10
J963/8S2	Punch, Drift 3/16"	•			3/16	3/8	10
J961/2S2	Punch, Drift 1/4"	•			1/4	1/2	10
J25TR15C	Tool Roll, 5 Pockets			•			
J25TR02C	Tool Roll, 12 Pockets		•				
J25TR21C	Tool Roll, 26 Pockets	•					

Weight (lbs): 8.91 1.80 1.04





7 PIECE COLD CHISEL SET

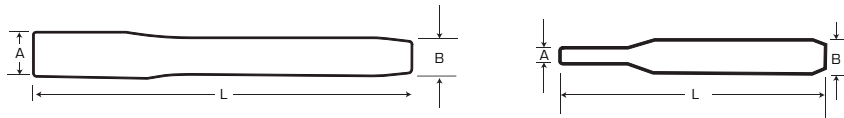
Product #: **J86BS2**

- › Made from S2 steel and specially heat-treated for greater strength and durability.
- › Modified parabolic striking end to help reduce mushrooming and chipping.
- › Hand-ground cutting edge to the exact angle for cutting through tough metals.
- › Black oxide finish to help prevent rust corrosion; extending tool life and performance.
- › A polished identification panel on one of the flats is marked with the tool number and size in a black inlay.
- › Set offers a wide range of sizes to handle a variety of jobs.
- › Includes a pouch for convenient storage solution.



Contents	Description	Tip Width (in) (A)	Shank Width (in) (B)	Overall Length (in) (L)
J86A1/4S2	Chisel, Cold 5/16"	5/16	1/4	5-1/8
J86A5/16S2	Chisel, Cold 3/8"	3/8	5/16	5-3/8
J86A3/8S2	Chisel, Cold 7/16"	7/16	3/8	5-9/16
J86A7/16S2	Chisel, Cold 1/2"	1/2	7/16	6
J86A1/2S2	Chisel, Cold 5/8"	5/8	1/2	6-3/4
J86A5/8S2	Chisel, Cold 3/4"	3/4	5/8	6-7/8
J86A3/4X8S2	Chisel, Cold 7/8"	7/8	3/4	8
J25TR23C	Tool Roll, 7 Pockets			

Weight (lbs): 2.75



5 PIECE COLD CHISEL SET

Product #: **J86CS2**

- › Made from S2 steel and specially heat-treated for greater strength and durability.
- › Modified parabolic striking end to help reduce mushrooming and chipping.
- › Hand-ground cutting edge to the exact angle for cutting through tough metals.
- › Black oxide finish to help prevent rust corrosion; extending tool life and performance.
- › A polished identification panel on one of the flats is marked with the tool number and size in a black inlay.
- › Set offers a wide range of sizes to handle a variety of jobs.
- › Includes a pouch for convenient storage solution.



Contents	Description	Tip Width (in) (A)	Shank Width (in) (B)	Overall Length (in) (L)
J86A1/4S2	Chisel, Cold 5/16"	5/16	1/4	5-1/8
J86A5/16S2	Chisel, Cold 3/8"	3/8	5/16	5-3/8
J86A3/8S2	Chisel, Cold 7/16"	7/16	3/8	5-9/16
J86A7/16S2	Chisel, Cold 1/2"	1/2	7/16	6
J86A1/2S2	Chisel, Cold 5/8"	5/8	1/2	6-3/4
J25TR15C	Tool Roll, 5 Pockets			

Weight (lbs): 1.17



COLD CHISELS

- › Made from S2 steel and specially heat-treated for greater strength and durability.
- › Hand ground cutting edge to the exact angle for cutting through tough metals.
- › Modified parabolic striking end to help reduce mushrooming and chipping.
- › Black oxide finish to help prevent rust corrosion; extending tool life and performance.
- › A polished identification panel on one of the flats is marked with the tool number and size in a black inlay.



Product #	Tip Width (in) (A)	Shank Width (in) (B)	Overall Length (in) (L)	Weight (lbs)
J86A3/16S2	1/4	3/16	4-7/8	0.04
J86A1/4S2	5/16	1/4	5-1/8	0.07
J86A5/16S2	3/8	5/16	5-3/8	0.12
J86A3/8S2	7/16	3/8	5-9/16	0.17
J86A7/16S2	1/2	7/16	6	0.25
J86A7/16X12S2	1/2	7/16	12	0.51
J86A1/2S2	5/8	1/2	6-3/4	0.37
J86A1/2X12S2	5/8	1/2	12	0.68
J86A5/8S2	3/4	5/8	6-7/8	0.54
J86A5/8X12S2	3/4	5/8	12	1.03
J86A3/4X8S2	7/8	3/4	8	0.89
J86A3/4X12S2	7/8	3/4	12	1.40
J86A7/8X18S2	1	7/8	18	2.42
J86A7/8X8S2	1	7/8	8	1.13
J86A7/8X12S2	1	3/4	12	1.54
J86A1X8S2	1-3/16	1	8-1/4	1.56

ASME B107.47M 



5 PIECE SUPER-DUTY CHISELS SET

Product #: **J86000**

- › Made from S2 steel and specially heat-treated for greater strength and durability.
- › 20% Larger striking surface than standard chisels directs the power to the cutting edge.
- › Longer shank features a knurl for better grip and easy positioning.
- › Hand ground cutting edge to the exact angle for cutting through tough metals.
- › Black oxide finish to help prevent rust corrosion; extending tool life and performance.
- › A polished identification panel on one of the flats is marked with the tool number and size in black inlay.
- › Set offers a wide range of sizes to handle a variety of jobs.
- › Includes a pouch for convenient storage solution.



Contents	Description	Tip Width (in) (A)	Shank Width (in) (B)	Overall Length (in) (L)
J86038	Chisel, Cold Super Duty 3/8"	3/8	5/16	6
J86012	Chisel, Cold Super Duty 1/2"	1/2	7/16	6-13/16
J86058	Chisel, Cold Super Duty 5/8"	5/8	1/2	7-5/8
J86034	Chisel, Cold Super Duty 3/4"	3/4	5/8	8-7/16
J86078	Chisel, Cold Super Duty 7/8"	7/8	3/4	9-1/4
J25TR06C	Tool Roll, 5 Pocket			

Weight (lbs): 2.84





SUPER-DUTY COLD CHISELS

- › 20% larger striking surface than standard chisels directs the power to the cutting edge.
- › Longer shank features a knurl for better grip and easy positioning.
- › Black oxide finish to help prevent rust corrosion; extending tool life and performance.

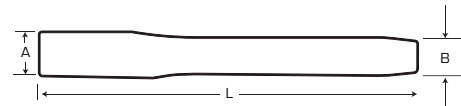


Product #	Tip Width (in) (A)	Shank Width (in) (B)	Overall Length (in) (L)	Weight (lbs)
J86038	3/8	5/16	6	0.13
J86012	1/2	7/16	6-13/16	0.26
J86058	5/8	1/2	7-5/8	0.44
J86034	3/4	5/8	8-7/16	0.75
J86078	7/8	3/4	9-1/4	1.09
J86001	1	7/8	10-1/16	1.46

ASME B107.47M

CAPE CHISELS

- › Made from S2 steel and specially heat-treated for greater strength and durability.
- › Hand ground cutting edge to the exact angle for cutting through tough metals.
- › Modified parabolic striking end to help reduce mushrooming and chipping.
- › Black oxide finish to help prevent rust corrosion; extending tool life and performance.
- › A polished identification panel on one of the flats is marked with the tool number and size in a black inlay.



Product #	Tip Width (in) (A)	Shank Width (in) (B)	Overall Length (in) (L)	Weight (lbs)
J721/4S2	3/16	1/4	4-5/8	0.06
J725/16S2	5/16	5/16	5-1/8	0.10
J723/8S2	1/4	3/8	5-1/2	0.16

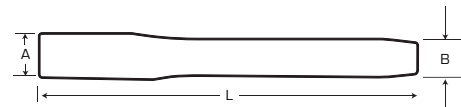
ASME B107.47M



PUNCH & CHISEL HOLDER

- › Holds punches and chisels up to 1" in diameter reducing the risk of injury.
- › Nylon insert absorbs shock.
- › Large four-sided handle.

Product #	Overall Length (in)	Weight (lbs)
J2108	8	0.60



DIAMOND POINT CHISELS

- › Hand ground cutting edge to the exact angle for cutting through tough metals.

Product #	Tip Width (in) (A)	Shank Width (in) (B)	Overall Length (in) (L)	Weight (lbs)
J761/4S2	5/32	1/4	4-1/2	0.06
J765/16S2	3/16	5/16	5	0.10
J763/8S2	1/4	3/8	5-5/8	0.16
J761/2S2	5/16	1/2	6	0.30
J765/8S2	3/8	5/8	6-1/2	0.44

ASME B107.47M



THE RIGHT STEEL FOR CHISELS AND PUNCHES



S2 STEEL

Specifically designed for tools that take a repetitive pounding, S2 steel is a shock-resistant steel alloy that remains flexible even in a hardened condition in both low and high temperatures. Not just any steel, this alloy has specific additions for a stronger tool:

- › Vanadium adds increased hardness and wear resistance.
- › Manganese reduces brittleness.
- › A low carbon content provides toughness.
- › Carbide-forming alloys give it abrasion resistance.

As a result, chisels and punches made from S2 steel maintain their edges and resist bending or twisting from high impact use when compared to tools made from lower grade steels.


5 PIECE LONG DRIVE PIN PUNCH SET

Product #: **J48005LS2**



Contents	Description	Tip Width (in) (A)	Shank Width (in) (B)	Overall Length (in) (L)
J48532LS2	Punch, Pin Super Duty Long 5/32"	5/32	3/8	8
J48316LS2	Punch, Pin Super Duty Long 3/16"	3/16	3/8	8
J48732LS2	Punch, Pin Super Duty Long 7/32"	7/32	7/16	8
J48014LS2	Punch, Pin Super Duty Long 1/4"	1/4	1/2	8
J48516LS2	Punch, Pin Super Duty Long 5/16"	5/16	1/2	8
J25TR30C	Tool Roll, 5 Pockets			


Weight (lbs): 0.90

ASME B107.48 

SUPER-DUTY LONG DRIVE PIN PUNCHES

- › Reverse taper to help prevent binding.

Product #	Tip Width (in) (A)	Shank Width (in) (B)	Overall Length (in) (L)	Weight (lbs)
J48532LS2	5/32	3/8	8	0.14
J48316LS2	3/16	3/8	8	0.15
J48732LS2	7/32	7/16	8	0.20
J48014LS2	1/4	1/2	8	0.30
J48516LS2	5/16	1/2	8	0.41

ASME B107.48 





7 PIECE PIN PUNCH SET

Product #: **J47A**

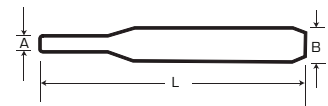


PIN PUNCHES

Contents	Description	Tip Width (in) (A)	Shank Width (in) (B)	Overall Length (in) (L)
J471/4X1/16	Punch, Pin 1/16"	1/16	1/4	4-3/8
J471/4X3/32	Punch, Pin 3/32"	3/32	1/4	4-3/4
J475/16X1/8	Punch, Pin 1/8"	1/8	5/16	5-3/16
J475/16X5/32	Punch, Pin 5/32"	5/32	5/16	5-9/16
J473/8X3/16	Punch, Pin 3/16"	3/16	3/8	5-7/8
J477/16X7/32	Punch, Pin 7/32"	7/32	3/8	6-3/8
J471/2X1/4	Punch, Pin 1/4"	1/4	3/8	6-3/4
J25TR31C	Tool Roll, 7 Pockets			

Weight (lbs): 1.15

ASME B107.48



DRIVE PIN PUNCHES

- ▶ Two-piece design allows the tip to be hard for durability while allowing it to be produced straight to help prevent binding.
- ▶ Reverse taper to help prevent binding.



Product #	Tip Width (in) (A)	Shank Width (in) (B)	Overall Length (in) (L)	Weight (lbs)
J471/4X1/16	1/16	1/4	4-3/8	0.05
J471/4X3/32	3/32	1/4	4-3/4	0.06
J475/16X1/8	1/8	5/16	5-3/16	0.09
J475/16X5/32	5/32	5/16	5-9/16	0.01
J473/8X3/16	3/16	3/8	5-7/8	0.15
J477/16X7/32	7/32	3/8	6-3/8	0.22
J471/2X1/4	1/4	3/8	6-3/4	0.29

ASME B107.48

7 PIECE SUPER-DUTY PIN PUNCH SET

Product #: **J48007**

- › Made from S2 steel and specially heat-treated for greater strength and durability.
- › One-piece design for strength and durability.
- › Reverse taper to help prevent binding.
- › Modified parabolic striking end to help reduce mushrooming and chipping.
- › Black oxide finish to help prevent rust corrosion; extending tool life and performance.
- › A polished identification panel on one of the flats is marked with the tool number and size in a black inlay.
- › Set offers a wide range of sizes to handle a variety of jobs.
- › Includes a pouch for convenient storage solution.



Contents	Description	Tip Width (in) (A)	Shank Width (in) (B)	Overall Length (in) (L)
J48116	Punch, Pin Super Duty 1/16"	1/16	1/4	4-1/8
J48332	Punch, Pin Super Duty 3/32"	3/32	1/4	4-1/2
J48018	Punch, Pin Super Duty 1/8"	1/8	5/16	4-3/4
J48532	Punch, Pin Super Duty 5/32"	5/32	5/16	5
J48316	Punch, Pin Super Duty 3/16"	3/16	3/8	5-1/4
J48732	Punch, Pin Super Duty 7/32"	7/32	7/16	5-1/2
J48014	Punch, Pin Super Duty 1/4"	1/4	7/16	5-3/4
J25TR31C	Tool Roll, 7 Pockets			

Weight (lbs): 0.90



SUPER-DUTY DRIVE PIN PUNCHES

- › One-piece design for strength and durability.
- › Reverse taper to help prevent binding.

Product #	Tip Width (in) (A)	Shank Width (in) (B)	Overall Length (in) (L)	Weight (lbs)
J48116	1/16	1/4	4-1/8	0.05
J48332	3/32	1/4	4-1/2	0.07
J48018	1/8	5/16	4-3/4	0.09
J48532	5/32	5/16	5	0.01
J48316	3/16	3/8	5-1/4	0.15
J48732	7/32	7/16	5-1/2	0.22
J48014	1/4	7/16	5-3/4	0.29
J48516	5/16	1/2	6-1/4	0.35
J48038	3/8	5/8	6-1/2	0.53

ASME B107.48 



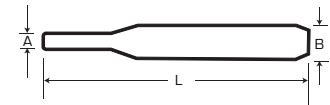


7 PIECE DRIFT PUNCH SET

Product #: **J96AS2**

Contents	Description	Tip Width (in) (A)	Shank Width (in) (B)	Overall Length (in) (L)
J961/4S2	Punch, Drift 3/32"	3/32	1/4	10
J965/16S2	Punch, Drift 1/8"	1/8	5/16	10
J963/8S2	Punch, Drift 3/16"	3/16	3/8	10
J967/16S2	Punch, Drift 7/32"	7/32	7/16	10
J961/2S2	Punch, Drift 1/4"	1/4	1/2	10
J965/8S2	Punch, Drift 5/16"	5/16	5/8	10
J963/4S2	Punch, Drift 3/8"	3/8	3/4	10
J25TR29C	Tool Roll, 7 Pockets			

Weight (lbs): 3.46

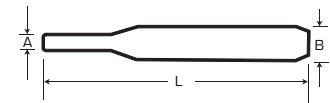


5 PIECE DRIFT PUNCH SET

Product #: **J96BS2**

Contents	Description	Tip Width (in) (A)	Shank Width (in) (B)	Overall Length (in) (L)
J965/16S2	Punch, Drift 1/8"	1/8	5/16	10
J963/8S2	Punch, Drift 3/16"	3/16	3/8	10
J961/2S2	Punch, Drift 1/4"	1/4	1/2	10
J965/8S2	Punch, Drift 5/16"	5/16	5/8	10
J967/16S2	Punch, Drift 7/32"	7/32	7/16	10
J25TR30C	Tool Roll, 5 Pockets			

Weight (lbs): 2.30



DRIFT PUNCHES

- Application: to align holes in two or more pieces of metal through which a bolt or screw is to be inserted.
- Application: for installing and removing pins and shafts.
- One-piece design for strength and durability.
- Reverse taper to help prevent binding.

Product #	Tip Width (in) (A)	Shank Width (in) (B)	Overall Length (in) (L)	Weight (lbs)
J961/4S2	3/32	1/4	10	0.12
J965/16S2	1/8	5/16	10	0.19
J963/8S2	3/16	3/8	10	0.28
J967/16S2	7/32	7/16	10	0.37
J961/2S2	1/4	1/2	10	0.49
J965/8S2	5/16	5/8	10	0.70
J963/4S2	3/8	3/4	10	1.02

ASME B107.48 



DRIFT PUNCHES



7 PIECE ROLL PIN PUNCH SET

Product #: J49007S2



Contents	Description	Tip Width (in) (A)	Shank Width (in) (B)	Overall Length (in) (L)
J49116S2	Punch, Roll Pin 1/16"	1/16	1/4	3-3/4
J49332S2	Punch, Roll Pin 3/32"	3/32	1/4	4-1/4
J49018S2	Punch, Roll Pin 1/8"	1/8	5/16	4-3/4
J49532S2	Punch, Roll Pin 5/32"	5/32	5/16	5-1/4
J49316S2	Punch, Roll Pin 3/16"	3/16	3/8	5-7/16
J49732S2	Punch, Roll Pin 7/32"	7/32	3/8	5-7/8
J49014S2	Punch, Roll Pin 1/4"	1/4	7/16	6-7/16
J25TR31C	Tool Roll, 7 Pockets			

Weight (lbs): 0.77

ASME B107.48 




ROLL PIN PUNCHES

- › One-piece design for strength and durability.
- › Reverse taper to help prevent binding.



Product #	Tip Width (in) (A)	Shank Width (in) (B)	Overall Length (in) (L)	Weight (lbs)
J49116S2	1/16	1/4	3-3/4	0.04
J49332S2	3/32	1/4	4-1/4	0.08
J49018S2	1/8	5/16	4-3/4	0.08
J49532S2	5/32	5/16	5-1/4	0.08
J49316S2	3/16	3/8	5-7/16	0.10
J49732S2	7/32	3/8	5-7/8	0.16
J49014S2	1/4	7/16	6-7/16	0.16
J49038S2	3/8	1/2	7-1/2	0.32
J49012S2	1/2	5/8	7-1/2	0.52

ASME B107.48 

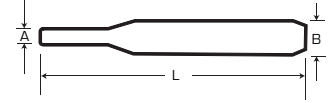


LONG ALIGNING PUNCH

- › Application: to align holes in two or more pieces of metal through which a bolt or screw is to be inserted.
- › One-piece design for strength and durability.
- › Reverse taper to help prevent binding.

Product #	Tip Width (in) (A)	Shank Width (in) (B)	Overall Length (in) (L)	Weight (lbs)
J155/8S2	3/16	5/8	16	0.90

ASME B107.48

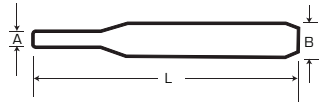


STARTING PUNCHES

- › Similar to drift punches, but with wider points and heavier, shorter body.
- › Application: to align holes in two or more pieces of metal through which a bolt or screw is to be inserted.
- › Application: for installing and removing pins and shafts.
- › One-piece design for strength and durability.
- › Reverse taper to help prevent binding.

Product #	Tip Width (in) (A)	Shank Width (in) (B)	Overall Length (in) (L)	Weight (lbs)
J503/16S2	1/16	1/4	4-1/8	0.03
J501/4S2	3/32	1/4	5	0.06
J505/16S2	1/8	5/16	5-1/8	0.10
J503/8S2	3/16	3/8	5-5/8	0.17
J507/16S2	7/32	7/16	6	0.24
J501/2S2	1/4	1/2	6-1/2	0.33

ASME B107.410-2008



CENTER PUNCHES

- › Application: metal working layout. Provides a broad dent in marking intersecting center lines, hole locations, and pilot drill starting point.
- › One-piece design for strength and durability.

Product #	Shank Width (in) (B)	Overall Length (in) (L)	Weight (lbs)
J411/4S2	1/4	4-3/4	0.05
J415/16S2	5/16	4-5/8	0.09
J413/8S2	3/8	4-7/8	0.14
J417/16S2	7/16	5-1/4	0.19
J411/2S2	1/2	5-5/8	0.29
J415/8S2	5/8	6-1/4	0.45

ASME B107.410-2008



PRICK PUNCHES

- › Application: sheet metal work for scribing and for punching starting holes for sheet metal screws.
- › One-piece design for strength and durability.
- › Reverse taper to help prevent binding.

Product #	Shank Width (in) (B)	Overall Length (in) (L)	Weight (lbs)
J441/4S2	1/4	4-3/4	0.06
J445/16S2	5/16	5	0.09
J443/8S2	3/8	5-1/4	0.14

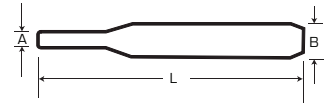
ASME B107.48



BRASS COLD CHISELS

- Modified parabolic striking end to help reduce mushrooming and chipping.

Product #	Tip Width (in) (A)	Overall Length (in) (L)	Weight (lbs)
J8638B	3/8	5-1/2	0.18
J8612B	1/2	6	0.36




3 PIECE BRASS DRIFT PUNCH SET

Product #: **J9633B**

- Includes a pouch for convenient storage solution.

Contents	Description	Tip Width (in) (A)	Overall Length (in) (L)
J9638B	Punch, Brass Drift 3/8" x 6"	3/8	6
J9612B	Punch, Brass Drift 1/2" x 7"	1/2	7
J9634B	Punch, Brass Drift 3/4" x 8"	3/4	8
J25TR53C	Tool Roll, 3 Pockets		


Weight (lbs): 1.65

ASME B107.48 



BRASS DRIFT PUNCHES

Product #	Tip Width (in) (A)	Overall Length (in) (L)	Weight (lbs)
J9638B	3/8	6	0.20
J9612B	1/2	7	0.40
J49920	1/2	7-7/8	0.46
J9634B	3/4	8	1.05
J9634HB	3/4	12	1.60

ASME B107.48 





3 PIECE BRASS HEAVY-DUTY PUNCH SET

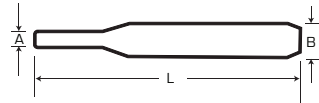
Product #: **J9633HB**

- Includes a pouch for convenient storage solution.

Contents	Description	Tip Width (in) (A)	Overall Length (in) (L)
J9638HB	Punch, Brass Line-up 3/8" x 10"	3/8	10
J96716HB	Punch, Brass Line-up 7/16" x 14"	7/16	14
J9634HB	Punch, Brass Drift 3/4" x 12"	3/4	12
J25TR54C	Tool Roll		

Weight (lbs): 4.10

ASME B107.48 



BRASS SOLID PUNCH


Product #	Tip Width (in) (A)	Overall Length (in) (L)	Weight (lbs)
J501X4B	1/4	6	0.35

ASME B107.48 



BRASS LINE-UP PUNCHES

Product #	Tip Width (in) (A)	Overall Length (in) (L)	Weight (lbs)
J9638HB	3/8	10	1.00
J96716HB	7/16	14	1.50


ASME B107.48 



BRASS PIN PUNCHES

- Modified parabolic striking end to help reduce mushrooming and chipping.

Product #	Tip Width (in) (A)	Overall Length (in) (L)	Weight (lbs)
J471X8B	1/8	4	0.10
J473X16B	3/16	4	0.10
J475X16B	5/16	4	0.18
J471X4B	1/4	4	0.18
J473X8B	3/8	6	0.31

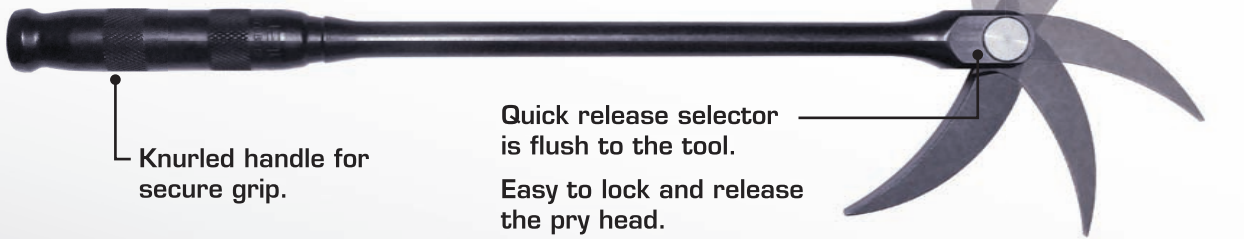
ASME B107.48 



BRASS PUNCHES

PIVOT HEAD PRY BARS

FROM ONE TO MANY IN SECONDS



3 PIECE PIVOT HEAD PRY BAR SET

Product #: **J2166S**

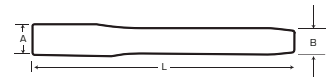
- ▶ Improved access and leverage over fixed head pry bars.



Contents	Description	Tip Width (in) (A)	Overall Length (in) (L)	Weight (lbs)	Foot Replacement #
J2162	Pry Bar, Pivot Head 8"	9/16	8	2	J2162FT
J2164	Pry Bar, Pivot Head 12"	3/4	12	4	J2162FT
J2166	Pry Bar, Pivot Head 16"	3/4	1/4	4	J2162FT

Weight (lbs): 11.00

ASME B107.52



PIVOT HEAD PRY BARS

- ▶ 11 Positions.

Product #	Tip Width (in) (A)	Overall Length (in) (L)	Weight (lbs)	Foot Replacement #
J2162	9/16	8	2	J2162FT
J2164	3/4	12	4	J2162FT
J2166	3/4	16	4	J2162FT
J2168	1	24	6	-
J2170	1	36	7	-

ASME B107.52






4 PIECE PRY & ROLLING HEAD BARS SET

Product #: J2100

- › Set includes rolling head and aligning bars.
- › Black oxide finish to help prevent rust corrosion; extending tool life and performance.

Contents	Description	Tip Width (in) (A)	Shank Width (in) (B)	Overall Length (in) (L)
J2126	Pry Bar, Rolling Head 12"	1/2	1/2	12
J2130	Pry Bar, Rolling Head 16"	5/8	5/8	16
J2120	Pry Bar, Aligning 18"	5/8	5/8	18
J2124	Pry Bar, Aligning 24"	3/4	3/4	24

Weight (lbs): 8.50

ASME B107.52 



ROLLING HEAD PRY BARS


3 PIECE ROLLING HEAD PRY BAR SET

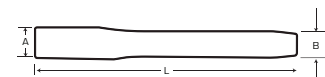
Product #: J2138

- › Pry and aligning bar with a pointed taper and 90° rolling head for leverage.
- › High alloy steel is heat treated the entire length and black oxide treated for added strength and durability.

Contents	Description	Tip Width (in) (A)	Shank Width (in) (B)	Overall Length (in) (L)
J2126	Pry Bar, Rolling Head 12"	1/2	1/2	12
J2130	Pry Bar, Rolling Head 16"	5/8	5/8	16
J2134	Pry Bar, Rolling Head 21"	7/8	3/4	21

Weight (lbs): 4.30


ASME B107.52 



ROLLING HEAD BARS

- › Application: Pry and aligning bar with a long pointed taper and 90° rolling head for leverage.

Product #	Tip Width (in) (A)	Shank Width (in) (B)	Overall Length (in) (L)	Weight (lbs)
J2126	1/2	1/2	12	1.30
J2130	5/8	5/8	16	2.40
J2134	7/8	3/4	21	2.35

ASME B107.52 

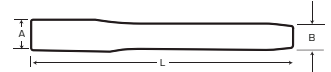


ALIGNING PRY BARS

- Application: for prying, positioning, and aligning applications.

Product #	Tip Width (in) (A)	Overall Length (in) (L)	Weight (lbs)
J2116	1/2	16	0.77
J2120	5/8	18	1.23
J2124	3/4	24	2.36
J2125	7/8	30	3.72
J2127	7/8	38	4.80
J2128	1	42	7.30
J2129	1-1/4	60	14.36

ASME B107.52 



4 PIECE LARGE HANDLE PRY BAR SET

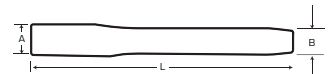
Product #: J2156S

- Impact resistant, extruded Acetate handles are four-sided with broad but shallow flutes.
- Resistant to most harsh chemicals (including hydraulic fluids used in the aerospace industry).
- Four-sided handle design helps prevent "roll away" from the work surface and is comfortable and easy to hold.
- High alloy steel shanks are heat treated their entire length and black oxide treated for added strength and durability.

Contents	Description	Tip Width (in) (A)	Overall Length (in) (L)
J2140	Pry Bar, Large Handle 14"	5/8	14-1/2
J2142	Pry Bar, Large Handle 18"	5/8	17-1/2
J2146	Pry Bar, Large Handle 28"	3/4	28
J2148	Pry Bar, Large Handle 32"	3/4	31-7/8

Weight (lbs): 5.54


ASME B107.52 



PRY BARS

- Large four-sided handle for a better grip and added comfort.

Product #	Tip Width (in) (A)	Overall Length (in) (L)	Weight (lbs)
J2140	5/8	14-1/2	0.92
J2142	5/8	17-1/2	1.08
J2150	5/8	36	4.50
J2152	5/8	42	4.75
J2146	3/4	28	1.37
J2148	3/4	31-7/8	2.17

ASME B107.52 





4 PIECE EXTRA LONG PICK SET

Product #: **J2389S**

- High alloy steel 1/4" shanks are heat treated their entire length and black oxide treated for added strength and durability.

Contents	Description	Shank Width (in)	Overall Length (in)
J2385	Pick, 45 Degree Hook Extra Long	1/4	20-5/8
J2386	Pick, Cotter Pin Puller Extra Long	1/4	20-1/2
J2387	Pick, 90 Degree Hook Extra Long	1/4	21
J2388	Pick, Curved Hook Extra Long	1/4	20-7/8
J25TR56C	Tool Roll, 4 Pockets		

Weight (lbs): 2.00

ASME B107.52



EXTRA LONG PICKS

- High alloy steel 1/4" shanks are heat treated their entire length and black oxide treated for added strength and durability.



Product #	Style	Shank Width (in) (B)	Overall Length (in) (L)	Weight (lbs)
J2385	45°	1/4	20-5/8	0.50
J2386	Cotter	1/4	20-1/2	0.50
J2387	90°	1/4	21	0.50
J2388	Curved	1/4	20-7/8	0.50

ASME B107.52

4 PIECE STANDARD PICK SET

Product #: **J2384S**

- High alloy steel 1/4" shanks are heat treated their entire length and black oxide treated for added strength and durability.

Contents	Description	Shank Width (in) (B)	Overall Length (in) (L)
J2380	Pick, 45 Degree Hook	1/4	10-7/8
J2381	Pick, Cotter Pin Puller	1/4	10-3/8
J2382	Pick, 90 Degree Hook	1/4	10-3/4
J2383	Pick, Curved Hook	1/4	10
J25TR55C	Tool Roll, 4 Pockets		

Weight (lbs): 1.00

ASME B107.52



STANDARD PICKS

- High alloy steel 1/4" shanks are heat treated their entire length and black oxide treated for added strength and durability.

Product #	Style	Shank Width (in) (B)	Overall Length (in) (L)	Weight (lbs)
J2380	45°	1/4	10-7/8	0.25
J2381	Cotter	1/4	10-3/8	0.25
J2382	90°	1/4	10-3/4	0.25
J2383	Curved	1/4	10	0.25

ASME B107.52



EXTRA LONG & STANDARD PICKS

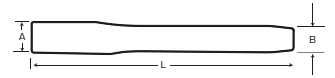
4 PIECE CARBON SCRAPER SET

Product #: **J2346S**

- High alloy steel 3/8" shanks are heat treated their entire length and black oxide treated for added strength and durability.

Contents	Description	Shank Width (in) (B)	Overall Length (in) (L)
J2340	Scraper, Carbon 1/2"	3/8	10-3/8
J2341	Scraper, Carbon 3/4"	3/8	10-3/8
J2342	Scraper, Carbon 1"	3/8	10-3/8
J2343	Scraper, Carbon 1-1/2"	3/8	10-3/8
J25TR55C	Tool Roll, 4 Pockets		

Weight (lbs): 1.85



GASKET & CARBON SCRAPERS

- High alloy steel 3/8" shanks are heat treated their entire length and black oxide treated for added strength and durability.

Product #	Shank Width (in) (B)	Blade Width (in) (A)	Overall Length (in) (L)	Weight (lbs)
J2340	3/8	1/2	10-3/8	0.45
J2341	3/8	3/4	10-3/8	0.45
J2342	3/8	1	10-3/8	0.45
J2338	5/16	1-1/16	11	0.38
J2343	3/8	1-1/2	10-3/8	0.50
J2336	3/8	1-1/2	12	0.30

